

Sunday 9:00 AM

Classic Lanes

Lanes 1 - 16

Note: This report includes information through March 14 which is week 32 of 32

Team 1: Pavement Pounders

| Name | Pins | Gms | True Average | Book Ave | High Game | High Sers | Points Won | Points Lost | %Won |
|----------------|-------|-----|--------------|----------|-----------|-----------|------------|-------------|--------|
| Vertz, Daniel | 16152 | 87 | 185.66 | 172 | 258 | 681 | 45.0 | 42.0 | 51.72% |
| Boardman, Rick | 16394 | 90 | 182.16 | 165 | 243 | 597 | 42.5 | 47.5 | 47.22% |
| Cieslak, Al | 15272 | 84 | 181.81 | 176 | 278 | 638 | 44.0 | 40.0 | 52.38% |
| Cieslak, Randy | 3395 | 18 | 188.61 | 190 | 236 | 645 | 8.0 | 10.0 | 44.44% |

Team History

| Week | Bowling No. | Opp. Date | Opp. Team | -1- | -2- | -3- | Total | Last Wk WON | Last Wk Lost | Points Won | Points Lost | Year-To-Date WON | Y-T-D LOST | High Game | High Sers |
|------|-------------|-----------|-----------|-----|-----|------|-------|-------------|--------------|------------|-------------|------------------|------------|-----------|-----------|
| 1 | 09/13/09 | 2 | 510 | 490 | 494 | 1494 | 7 | 9 | 7 | 9 | 7 | 9 | 9 | 510 | 1494 |
| 2 | 09/20/09 | 16 | 555 | 606 | 538 | 1699 | 9 | 7 | 16 | 16 | 16 | 16 | 16 | 606 | 1699 |
| 3 | 09/27/09 | 6 | 596 | 583 | 523 | 1702 | 15 | 1 | 31 | 17 | 31 | 31 | 17 | 606 | 1702 |
| 4 | 10/04/09 | 10 | 532 | 528 | 570 | 1630 | 5 | 11 | 36 | 28 | 36 | 36 | 28 | 606 | 1702 |
| 5 | 10/04/09 | 13 | 624 | 562 | 569 | 1755 | 11 | 5 | 47 | 33 | 47 | 47 | 33 | 624 | 1755 |
| 6 | 10/11/09 | 4 | 573 | 500 | 576 | 1649 | 11 | 5 | 58 | 38 | 58 | 58 | 38 | 624 | 1755 |
| 7 | 10/18/09 | 8 | 478 | 571 | 528 | 1577 | 4 | 12 | 62 | 50 | 62 | 62 | 50 | 624 | 1755 |
| 8 | 10/25/09 | 11 | 513 | 572 | 543 | 1628 | 3 | 13 | 65 | 63 | 65 | 65 | 63 | 624 | 1755 |
| 9 | 11/01/09 | 14 | 512 | 545 | 456 | 1513 | 4 | 12 | 69 | 75 | 69 | 69 | 75 | 624 | 1755 |
| 10 | 11/08/09 | 12 | 516 | 602 | 581 | 1699 | 13 | 3 | 82 | 78 | 82 | 82 | 78 | 624 | 1755 |
| 11 | 11/15/09 | 9 | 590 | 614 | 658 | 1862 | 14½ | 1½ | 96½ | 79½ | 96½ | 96½ | 79½ | 658 | 1862 |
| 12 | 11/15/09 | 5 | 525 | 541 | 577 | 1643 | 3 | 13 | 99½ | 92½ | 99½ | 99½ | 92½ | 658 | 1862 |
| 13 | 11/29/09 | 15 | 595 | 543 | 632 | 1770 | 6 | 10 | 105½ | 102½ | 105½ | 105½ | 102½ | 658 | 1862 |
| 14 | 12/06/09 | 7 | 510 | 561 | 511 | 1582 | 6 | 10 | 111½ | 112½ | 111½ | 111½ | 112½ | 658 | 1862 |
| 15 | 12/06/09 | 3 | 521 | 579 | 516 | 1616 | 2 | 14 | 113½ | 126½ | 113½ | 113½ | 126½ | 658 | 1862 |
| 16 | 12/13/09 | 9 | 484 | 599 | 480 | 1563 | 4 | 12 | 117½ | 138½ | 117½ | 117½ | 138½ | 658 | 1862 |

End of 1st part

| | | | | | | | | | | | | | | |
|----|----------|----|-----|-----|-----|------|----|-----|-----|------|------|------|-----|------|
| 17 | 12/20/09 | 2 | 627 | 572 | 654 | 1853 | 11 | 5 | 11 | 5 | 128½ | 143½ | 658 | 1862 |
| 18 | 12/27/09 | 16 | 544 | 522 | 550 | 1616 | 8 | 8 | 19 | 13 | 136½ | 151½ | 658 | 1862 |
| 19 | 01/03/10 | 6 | 514 | 532 | 597 | 1643 | 10 | 6 | 29 | 19 | 146½ | 157½ | 658 | 1862 |
| 20 | 01/03/10 | 10 | 586 | 599 | 561 | 1746 | 11 | 5 | 40 | 24 | 157½ | 162½ | 658 | 1862 |
| 21 | 01/10/10 | 13 | 555 | 604 | 502 | 1661 | 5 | 11 | 45 | 35 | 162½ | 173½ | 658 | 1862 |
| 22 | 01/17/10 | 4 | 509 | 640 | 589 | 1738 | 3½ | 12½ | 48½ | 47½ | 166 | 186 | 658 | 1862 |
| 23 | 01/24/10 | 8 | 638 | 517 | 540 | 1695 | 4 | 12 | 52½ | 59½ | 170 | 198 | 658 | 1862 |
| 24 | 01/31/10 | 11 | 591 | 599 | 539 | 1729 | 4 | 12 | 56½ | 71½ | 174 | 210 | 658 | 1862 |
| 25 | 01/31/10 | 14 | 589 | 572 | 549 | 1710 | 7 | 9 | 63½ | 80½ | 181 | 219 | 658 | 1862 |
| 26 | 02/07/10 | 12 | 509 | 548 | 529 | 1586 | 14 | 2 | 77½ | 82½ | 195 | 221 | 658 | 1862 |
| 27 | 02/14/10 | 9 | 483 | 561 | 554 | 1598 | 5 | 11 | 82½ | 93½ | 200 | 232 | 658 | 1862 |
| 28 | 02/21/10 | 5 | 599 | 478 | 514 | 1591 | 6 | 10 | 88½ | 103½ | 206 | 242 | 658 | 1862 |
| 29 | 02/21/10 | 15 | 490 | 481 | 576 | 1547 | 4½ | 11½ | 93 | 115 | 210½ | 253½ | 658 | 1862 |
| 30 | 02/28/10 | 7 | 569 | 536 | 526 | 1631 | 13 | 3 | 106 | 118 | 223½ | 256½ | 658 | 1862 |
| 31 | 03/07/10 | 3 | 563 | 558 | 636 | 1757 | 15 | 1 | 121 | 119 | 238½ | 257½ | 658 | 1862 |
| 32 | 03/14/10 | 3 | 635 | 549 | 561 | 1745 | 5 | 11 | 126 | 130 | 243½ | 268½ | 658 | 1862 |

Sunday Morning Threesome

Sunday 9:00 AM

Classic Lanes

Lanes 1 - 16

Note: This report includes information through March 14 which is week 32 of 32

Daniel Vertz's Bowling Record - Team 1: Pavement Pounders

| Week No. | Bowling Date | Old Ave | ---Average Change--- | | | Total | Pins | Gms | ---Average Change--- | | | High Game | High Sers | Points Won | Points Lost | %Won | |
|----------|----------------|---------|----------------------|-----|-----|-------|------|--------|----------------------|----------|----------|-----------|-----------|------------|-------------|--------|--------|
| | | | -1- | -2- | -3- | | | | New - Old | ---> +/- | | | | | | | |
| 1 | 09/13/09 bk172 | 178 | 196 | 169 | 543 | 543 | 3 | 181.00 | - | 0.00 | = 181.00 | 196 | 543 | 2.0 | 1.0 | 66.67% | |
| 2 | 09/20/09 bk172 | 172 | 233 | 197 | 602 | 1145 | 6 | 190.83 | - | 181.00 | = 9.83 | 233 | 602 | 4.0 | 2.0 | 66.67% | |
| 3 | 09/27/09 bk172 | 193 | 235 | 162 | 590 | 1735 | 9 | 192.78 | - | 190.83 | = 1.94 | 235 | 602 | 7.0 | 2.0 | 77.78% | |
| 4 | 10/04/09 | 192 | 169 | 162 | 234 | 565 | 2300 | 12 | 191.67 | - | 192.78 | = -1.11 | 235 | 602 | 8.0 | 4.0 | 66.67% |
| 5 | 10/04/09 | 191 | 243 | 178 | 171 | 592 | 2892 | 15 | 192.80 | - | 191.67 | = 1.13 | 243 | 602 | 9.0 | 6.0 | 60.00% |
| 6 | 10/11/09 | 192 | 170 | 147 | 196 | 513 | 3405 | 18 | 189.17 | - | 192.80 | = -3.63 | 243 | 602 | 10.0 | 8.0 | 55.56% |
| 7 | 10/18/09 | 189 | | | | 0 | 3405 | 18 | 189.17 | - | 189.17 | = 0.00 | 243 | 602 | 10.0 | 8.0 | 55.56% |
| 8 | 10/25/09 | 189 | 161 | 189 | 230 | 580 | 3985 | 21 | 189.76 | - | 189.17 | = 0.60 | 243 | 602 | 11.0 | 10.0 | 52.38% |
| 9 | 11/01/09 | 189 | 160 | 183 | 156 | 499 | 4484 | 24 | 186.83 | - | 189.76 | = -2.93 | 243 | 602 | 11.0 | 13.0 | 45.83% |
| 10 | 11/08/09 | 186 | 188 | 187 | 193 | 568 | 5052 | 27 | 187.11 | - | 186.83 | = 0.28 | 243 | 602 | 14.0 | 13.0 | 51.85% |
| 11 | 11/15/09 | 187 | | | | 0 | 5052 | 27 | 187.11 | - | 187.11 | = 0.00 | 243 | 602 | 14.0 | 13.0 | 51.85% |
| 12 | 11/15/09 | 187 | | | | 0 | 5052 | 27 | 187.11 | - | 187.11 | = 0.00 | 243 | 602 | 14.0 | 13.0 | 51.85% |
| 13 | 11/29/09 | 187 | 188 | 170 | 245 | 603 | 5655 | 30 | 188.50 | - | 187.11 | = 1.39 | 245 | 603 | 15.0 | 15.0 | 50.00% |
| 14 | 12/06/09 | 188 | 180 | 185 | 159 | 524 | 6179 | 33 | 187.24 | - | 188.50 | = -1.26 | 245 | 603 | 16.0 | 17.0 | 48.48% |
| 15 | 12/06/09 | 187 | 144 | 221 | 193 | 558 | 6737 | 36 | 187.14 | - | 187.24 | = -0.10 | 245 | 603 | 18.0 | 18.0 | 50.00% |
| 16 | 12/13/09 | 187 | 168 | 204 | 152 | 524 | 7261 | 39 | 186.18 | - | 187.14 | = -0.96 | 245 | 603 | 19.0 | 20.0 | 48.72% |

End of 1st part

| | | | | | | | | | | | | | | | | | |
|----|----------|-----|-----|-----|-----|-----|-------|----|--------|---|--------|---------|-----|-----|------|------|--------|
| 17 | 12/20/09 | 186 | 199 | 224 | 258 | 681 | 7942 | 42 | 189.10 | - | 186.18 | = 2.92 | 258 | 681 | 22.0 | 20.0 | 52.38% |
| 18 | 12/27/09 | 189 | 151 | 145 | 167 | 463 | 8405 | 45 | 186.78 | - | 189.10 | = -2.32 | 258 | 681 | 23.0 | 22.0 | 51.11% |
| 19 | 01/03/10 | 186 | 151 | 205 | 236 | 592 | 8997 | 48 | 187.44 | - | 186.78 | = 0.66 | 258 | 681 | 24.0 | 24.0 | 50.00% |
| 20 | 01/03/09 | 187 | 210 | 193 | 213 | 616 | 9613 | 51 | 188.49 | - | 187.44 | = 1.05 | 258 | 681 | 26.0 | 25.0 | 50.98% |
| 21 | 01/10/10 | 188 | 199 | 217 | 162 | 578 | 10191 | 54 | 188.72 | - | 188.49 | = 0.23 | 258 | 681 | 28.0 | 26.0 | 51.85% |
| 22 | 01/17/10 | 188 | 115 | 192 | 158 | 465 | 10656 | 57 | 186.95 | - | 188.72 | = -1.77 | 258 | 681 | 28.0 | 29.0 | 49.12% |
| 23 | 01/24/10 | 186 | 226 | 172 | 210 | 608 | 11264 | 60 | 187.73 | - | 186.95 | = 0.79 | 258 | 681 | 29.0 | 31.0 | 48.33% |
| 24 | 01/31/10 | 187 | 160 | 216 | 181 | 557 | 11821 | 63 | 187.63 | - | 187.73 | = -0.10 | 258 | 681 | 31.0 | 32.0 | 49.21% |
| 25 | 01/31/10 | 187 | 232 | 233 | 210 | 675 | 12496 | 66 | 189.33 | - | 187.63 | = 1.70 | 258 | 681 | 34.0 | 32.0 | 51.52% |
| 26 | 02/07/10 | 189 | 114 | 155 | 171 | 440 | 12936 | 69 | 187.48 | - | 189.33 | = -1.86 | 258 | 681 | 35.0 | 34.0 | 50.72% |
| 27 | 02/14/10 | 187 | 121 | 181 | 176 | 478 | 13414 | 72 | 186.31 | - | 187.48 | = -1.17 | 258 | 681 | 36.0 | 36.0 | 50.00% |
| 28 | 02/21/10 | 186 | 244 | 162 | 114 | 520 | 13934 | 75 | 185.79 | - | 186.31 | = -0.52 | 258 | 681 | 37.0 | 38.0 | 49.33% |
| 29 | 02/21/10 | 185 | 122 | 176 | 139 | 437 | 14371 | 78 | 184.24 | - | 185.79 | = -1.54 | 258 | 681 | 38.0 | 40.0 | 48.72% |
| 30 | 02/28/10 | 184 | 187 | 184 | 235 | 606 | 14977 | 81 | 184.90 | - | 184.24 | = 0.66 | 258 | 681 | 41.0 | 40.0 | 50.62% |
| 31 | 03/07/10 | 184 | 178 | 198 | 225 | 601 | 15578 | 84 | 185.45 | - | 184.90 | = 0.55 | 258 | 681 | 44.0 | 40.0 | 52.38% |
| 32 | 03/14/10 | 185 | 185 | 156 | 233 | 574 | 16152 | 87 | 185.66 | - | 185.45 | = 0.20 | 258 | 681 | 45.0 | 42.0 | 51.72% |

<100 100's 125's 150's 175's 200's 225's 250's 275's 300's

5 4 25 28 10 14 1

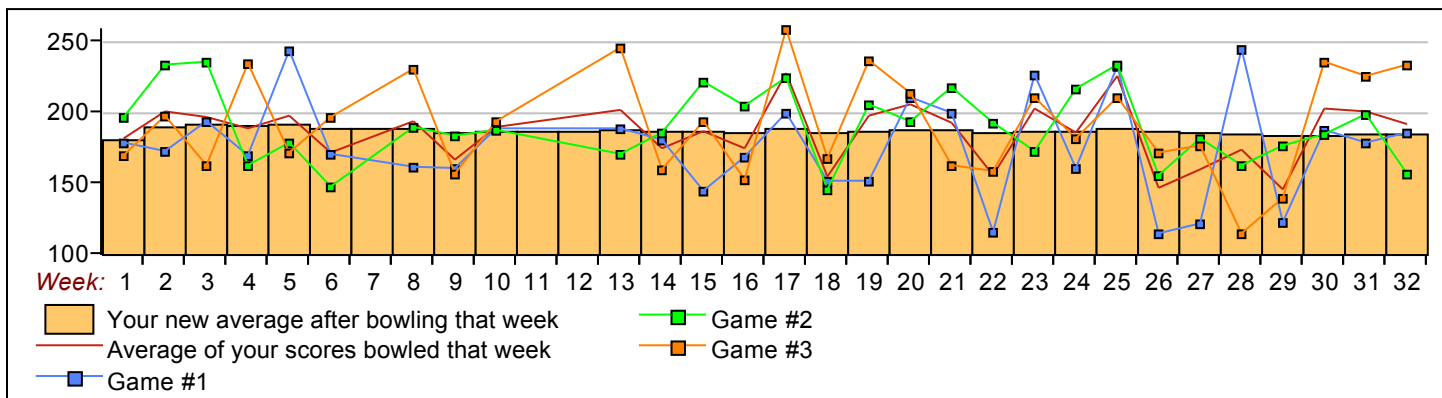
<400 400's 450's 500's 550's 600's 650's 700's 750's 800's

2 4 5 10 6 2

Ave of Game 1 Ave of Game 2 Ave of Game 3

176.14 189.62 191.21

High game of 258 on week 17 High series of 681 on week 17 High average of 192.80 after bowling week 5
 Low game of 114 on week 26 Low series of 437 on week 29 Low average of 181.00 after bowling week 1



Sunday Morning Threesome

Sunday 9:00 AM

Classic Lanes

Lanes 1 - 16

Note: This report includes information through March 14 which is week 32 of 32

Rick Boardman's Bowling Record - Team 1: Pavement Pounders

| Week No. | Bowling Date | Old Ave | ---Average Change--- | | | Pins | Gms | ---Average Change--- | | | High Game | High Sers | Points Won | Points Lost | %Won | |
|----------|--------------|---------|----------------------|------------|------------|------|------|----------------------|----------|----------|-----------|-----------|------------|-------------|------|--------|
| | | | -1- | -2- | -3- | | | New - Old | ---> +/- | | | | | | | |
| 1 | 09/13/09 | bk165 | 147 | 167 | 146 | 460 | 460 | 3 | 153.33 | - 0.00 | = 153.33 | 167 | 460 | 1.0 | 2.0 | 33.33% |
| 2 | 09/20/09 | bk165 | | | | 0 | 460 | 3 | 153.33 | - 153.33 | = 0.00 | 167 | 460 | 1.0 | 2.0 | 33.33% |
| 3 | 09/27/09 | bk165 | 202 | 153 | 191 | 546 | 1006 | 6 | 167.67 | - 153.33 | = 14.33 | 202 | 546 | 4.0 | 2.0 | 66.67% |
| 4 | 10/04/09 | bk165 | 174 | 202 | 167 | 543 | 1549 | 9 | 172.11 | - 167.67 | = 4.44 | 202 | 546 | 6.0 | 3.0 | 66.67% |
| 5 | 10/04/09 | 172 | 192 | 190 | 215 | 597 | 2146 | 12 | 178.83 | - 172.11 | = 6.72 | 215 | 597 | 9.0 | 3.0 | 75.00% |
| 6 | 10/11/09 | 178 | 217 | 174 | 203 | 594 | 2740 | 15 | 182.67 | - 178.83 | = 3.83 | 217 | 597 | 12.0 | 3.0 | 80.00% |
| 7 | 10/18/09 | 182 | 156 | 181 | 210 | 547 | 3287 | 18 | 182.61 | - 182.67 | = -0.06 | 217 | 597 | 14.0 | 4.0 | 77.78% |
| 8 | 10/25/09 | 182 | 190 | 163 | 155 | 508 | 3795 | 21 | 180.71 | - 182.61 | = -1.90 | 217 | 597 | 15.0 | 6.0 | 71.43% |
| 9 | 11/01/09 | 180 | 170 | 193 | 164 | 527 | 4322 | 24 | 180.08 | - 180.71 | = -0.63 | 217 | 597 | 16.0 | 8.0 | 66.67% |
| 10 | 11/08/09 | 180 | 147 | 231 | 202 | 580 | 4902 | 27 | 181.56 | - 180.08 | = 1.47 | 231 | 597 | 17.0 | 10.0 | 62.96% |
| 11 | 11/15/09 | 181 | 150 | 201 | 216 | 567 | 5469 | 30 | 182.30 | - 181.56 | = 0.74 | 231 | 597 | 19.0 | 11.0 | 63.33% |
| 12 | 11/15/09 | 182 | 171 | 157 | 190 | 518 | 5987 | 33 | 181.42 | - 182.30 | = -0.88 | 231 | 597 | 21.0 | 12.0 | 63.64% |
| 13 | 11/29/09 | 181 | 209 | 170 | 202 | 581 | 6568 | 36 | 182.44 | - 181.42 | = 1.02 | 231 | 597 | 23.0 | 13.0 | 63.89% |
| 14 | 12/06/09 | 182 | 163 | 203 | 186 | 552 | 7120 | 39 | 182.56 | - 182.44 | = 0.12 | 231 | 597 | 24.0 | 15.0 | 61.54% |
| 15 | 12/06/09 | 182 | 221 | 201 | 150 | 572 | 7692 | 42 | 183.14 | - 182.56 | = 0.58 | 231 | 597 | 24.0 | 18.0 | 57.14% |
| 16 | 12/13/09 | 183 | 175 | 197 | 182 | 554 | 8246 | 45 | 183.24 | - 183.14 | = 0.10 | 231 | 597 | 24.0 | 21.0 | 53.33% |

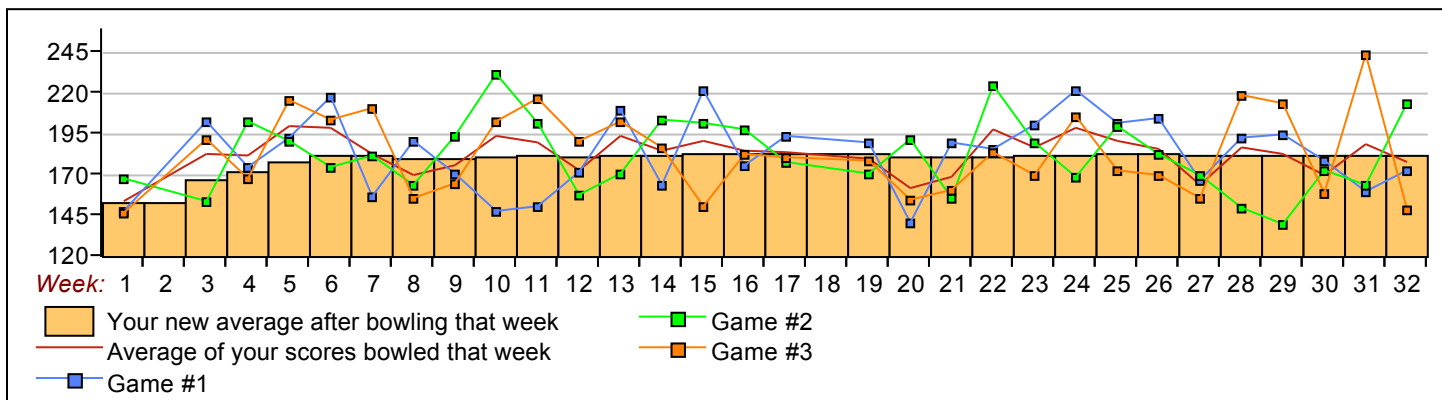
End of 1st part

| | | | | | | | | | | | | | | | | |
|----|----------|-----|------------|------------|------------|-----|-------|----|--------|----------|---------|-----|-----|------|------|--------|
| 17 | 12/20/09 | 183 | 193 | 177 | 180 | 550 | 8796 | 48 | 183.25 | - 183.24 | = 0.01 | 231 | 597 | 25.0 | 23.0 | 52.08% |
| 18 | 12/27/09 | 183 | | | | 0 | 8796 | 48 | 183.25 | - 183.25 | = 0.00 | 231 | 597 | 25.0 | 23.0 | 52.08% |
| 19 | 01/03/10 | 183 | 189 | 170 | 178 | 537 | 9333 | 51 | 183.00 | - 183.25 | = -0.25 | 231 | 597 | 28.0 | 23.0 | 54.90% |
| 20 | 01/03/09 | 183 | 140 | 191 | 154 | 485 | 9818 | 54 | 181.81 | - 183.00 | = -1.19 | 231 | 597 | 29.0 | 25.0 | 53.70% |
| 21 | 01/10/10 | 181 | 189 | 155 | 160 | 504 | 10322 | 57 | 181.09 | - 181.81 | = -0.73 | 231 | 597 | 29.0 | 28.0 | 50.88% |
| 22 | 01/17/10 | 181 | 185 | 224 | 183 | 592 | 10914 | 60 | 181.90 | - 181.09 | = 0.81 | 231 | 597 | 31.0 | 29.0 | 51.67% |
| 23 | 01/24/10 | 181 | 200 | 189 | 169 | 558 | 11472 | 63 | 182.10 | - 181.90 | = 0.20 | 231 | 597 | 32.0 | 31.0 | 50.79% |
| 24 | 01/31/10 | 182 | 221 | 168 | 205 | 594 | 12066 | 66 | 182.82 | - 182.10 | = 0.72 | 231 | 597 | 33.0 | 33.0 | 50.00% |
| 25 | 01/31/10 | 182 | 201 | 199 | 172 | 572 | 12638 | 69 | 183.16 | - 182.82 | = 0.34 | 231 | 597 | 34.0 | 35.0 | 49.28% |
| 26 | 02/07/10 | 183 | 204 | 182 | 169 | 555 | 13193 | 72 | 183.24 | - 183.16 | = 0.08 | 231 | 597 | 37.0 | 35.0 | 51.39% |
| 27 | 02/14/10 | 183 | 166 | 169 | 155 | 490 | 13683 | 75 | 182.44 | - 183.24 | = -0.80 | 231 | 597 | 37.0 | 38.0 | 49.33% |
| 28 | 02/21/10 | 182 | 192 | 149 | 218 | 559 | 14242 | 78 | 182.59 | - 182.44 | = 0.15 | 231 | 597 | 37.0 | 41.0 | 47.44% |
| 29 | 02/21/10 | 182 | 194 | 139 | 213 | 546 | 14788 | 81 | 182.57 | - 182.59 | = -0.02 | 231 | 597 | 37.5 | 43.5 | 46.30% |
| 30 | 02/28/10 | 182 | 178 | 172 | 158 | 508 | 15296 | 84 | 182.10 | - 182.57 | = -0.47 | 231 | 597 | 39.5 | 44.5 | 47.02% |
| 31 | 03/07/10 | 182 | 159 | 163 | 243 | 565 | 15861 | 87 | 182.31 | - 182.10 | = 0.22 | 243 | 597 | 41.5 | 45.5 | 47.70% |
| 32 | 03/14/10 | 182 | 172 | 213 | 148 | 533 | 16394 | 90 | 182.16 | - 182.31 | = -0.15 | 243 | 597 | 42.5 | 47.5 | 47.22% |

| | | | | | | | | | |
|----------------|--------------|--------------|--------------|--------------|--------------|--------------|--------------|--------------|--------------|
| <u><100</u> | <u>100's</u> | <u>125's</u> | <u>150's</u> | <u>175's</u> | <u>200's</u> | <u>225's</u> | <u>250's</u> | <u>275's</u> | <u>300's</u> |
| | | 7 | 32 | 26 | 23 | 2 | | | |
| <u><400</u> | <u>400's</u> | <u>450's</u> | <u>500's</u> | <u>550's</u> | <u>600's</u> | <u>650's</u> | <u>700's</u> | <u>750's</u> | <u>800's</u> |
| | | 3 | 11 | 16 | | | | | |

Ave of Game 1 Ave of Game 2 Ave of Game 3
 182.23 181.43 182.80

High game of **243** on week **31** High series of **597** on week **5** High average of **183.25** after bowling week **17**
 Low game of **139** on week **29** Low series of **460** on week **1** Low average of **153.33** after bowling week **1**



Sunday Morning Threesome

Sunday 9:00 AM

Classic Lanes

Lanes 1 - 16

Note: This report includes information through March 14 which is week 32 of 32

Al Cieslak's Bowling Record - Team 1: Pavement Pounders

| Week No. | Bowling Date | Old Ave | ---Average Change--- | | | Pins | Gms | ---Average Change--- | | | High Game | High Sers | Points Won | Points Lost | %Won | | |
|----------|--------------|---------|----------------------|-----|-----|------|------|----------------------|-----------|----------|-----------|-----------|------------|-------------|------|------|--------|
| | | | -1- | -2- | -3- | | | Total | New - Old | ---> +/- | | | | | | | |
| 1 | 09/13/09 | bk176 | 185 | 127 | 179 | 491 | 491 | 3 | 163.67 | - | 0.00 | = 163.67 | 185 | 491 | 2.0 | 1.0 | 66.67% |
| 2 | 09/20/09 | bk176 | 184 | 204 | 172 | 560 | 1051 | 6 | 175.17 | - | 163.67 | = 11.50 | 204 | 560 | 4.0 | 2.0 | 66.67% |
| 3 | 09/27/09 | bk176 | 201 | 195 | 170 | 566 | 1617 | 9 | 179.67 | - | 175.17 | = 4.50 | 204 | 566 | 6.0 | 3.0 | 66.67% |
| 4 | 10/04/09 | 179 | 189 | 164 | 169 | 522 | 2139 | 12 | 178.25 | - | 179.67 | = -1.42 | 204 | 566 | 6.0 | 6.0 | 50.00% |
| 5 | 10/04/09 | 178 | 189 | 194 | 183 | 566 | 2705 | 15 | 180.33 | - | 178.25 | = 2.08 | 204 | 566 | 8.0 | 7.0 | 53.33% |
| 6 | 10/11/09 | 180 | | | | 0 | 2705 | 15 | 180.33 | - | 180.33 | = 0.00 | 204 | 566 | 8.0 | 7.0 | 53.33% |
| 7 | 10/18/09 | 180 | 164 | 190 | 158 | 512 | 3217 | 18 | 178.72 | - | 180.33 | = -1.61 | 204 | 566 | 9.0 | 9.0 | 50.00% |
| 8 | 10/25/09 | 178 | 162 | 220 | 158 | 540 | 3757 | 21 | 178.90 | - | 178.72 | = 0.18 | 220 | 566 | 10.0 | 11.0 | 47.62% |
| 9 | 11/01/09 | 178 | 182 | 169 | 136 | 487 | 4244 | 24 | 176.83 | - | 178.90 | = -2.07 | 220 | 566 | 13.0 | 11.0 | 54.17% |
| 10 | 11/08/09 | 176 | 181 | 184 | 186 | 551 | 4795 | 27 | 177.59 | - | 176.83 | = 0.76 | 220 | 566 | 15.0 | 12.0 | 55.56% |
| 11 | 11/15/09 | 177 | 194 | 205 | 194 | 593 | 5388 | 30 | 179.60 | - | 177.59 | = 2.01 | 220 | 593 | 18.0 | 12.0 | 60.00% |
| 12 | 11/15/09 | 179 | 182 | 139 | 172 | 493 | 5881 | 33 | 178.21 | - | 179.60 | = -1.39 | 220 | 593 | 19.0 | 14.0 | 57.58% |
| 13 | 11/29/09 | 178 | 198 | 203 | 185 | 586 | 6467 | 36 | 179.64 | - | 178.21 | = 1.43 | 220 | 593 | 20.0 | 16.0 | 55.56% |
| 14 | 12/06/09 | 179 | 167 | 173 | 166 | 506 | 6973 | 39 | 178.79 | - | 179.64 | = -0.84 | 220 | 593 | 22.0 | 17.0 | 56.41% |
| 15 | 12/06/09 | 178 | 156 | 157 | 173 | 486 | 7459 | 42 | 177.60 | - | 178.79 | = -1.20 | 220 | 593 | 22.0 | 20.0 | 52.38% |
| 16 | 12/13/09 | 177 | 141 | 198 | 146 | 485 | 7944 | 45 | 176.53 | - | 177.60 | = -1.06 | 220 | 593 | 23.0 | 22.0 | 51.11% |

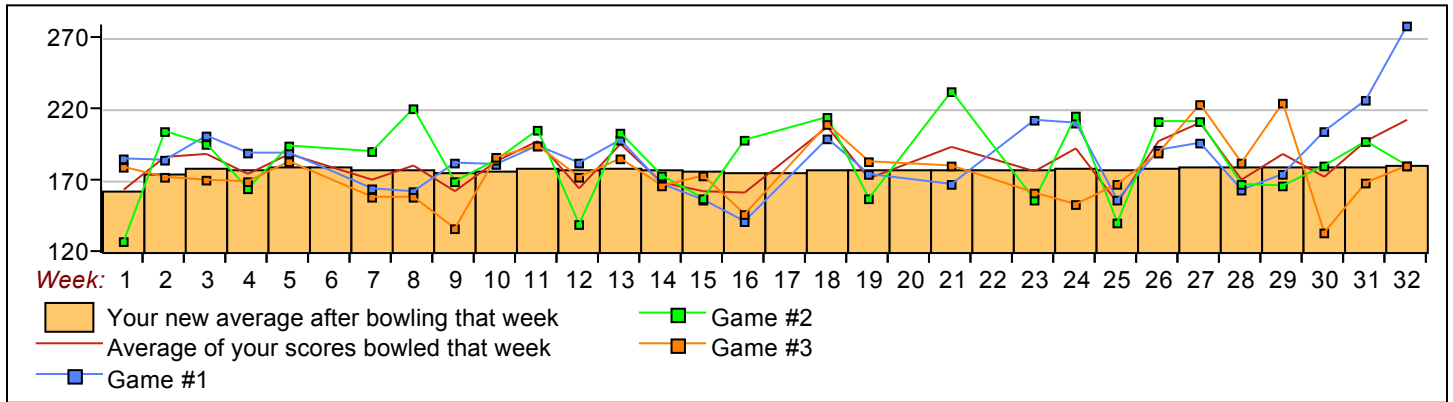
End of 1st part

| | | | | | | | | | | | | | | | | | |
|----|----------|-----|-----|-----|-----|-----|-------|----|--------|---|--------|---------|-----|-----|------|------|--------|
| 17 | 12/20/09 | 176 | | | | 0 | 7944 | 45 | 176.53 | - | 176.53 | = 0.00 | 220 | 593 | 23.0 | 22.0 | 51.11% |
| 18 | 12/27/09 | 176 | 199 | 214 | 209 | 622 | 8566 | 48 | 178.46 | - | 176.53 | = 1.92 | 220 | 622 | 26.0 | 22.0 | 54.17% |
| 19 | 01/03/10 | 178 | 174 | 157 | 183 | 514 | 9080 | 51 | 178.04 | - | 178.46 | = -0.42 | 220 | 622 | 27.0 | 24.0 | 52.94% |
| 20 | 01/03/09 | 178 | | | | 0 | 9080 | 51 | 178.04 | - | 178.04 | = 0.00 | 220 | 622 | 27.0 | 24.0 | 52.94% |
| 21 | 01/10/10 | 178 | 167 | 232 | 180 | 579 | 9659 | 54 | 178.87 | - | 178.04 | = 0.83 | 232 | 622 | 28.0 | 26.0 | 51.85% |
| 22 | 01/17/10 | 178 | | | | 0 | 9659 | 54 | 178.87 | - | 178.87 | = 0.00 | 232 | 622 | 28.0 | 26.0 | 51.85% |
| 23 | 01/24/10 | 178 | 212 | 156 | 161 | 529 | 10188 | 57 | 178.74 | - | 178.87 | = -0.13 | 232 | 622 | 28.0 | 29.0 | 49.12% |
| 24 | 01/31/10 | 178 | 210 | 215 | 153 | 578 | 10766 | 60 | 179.43 | - | 178.74 | = 0.70 | 232 | 622 | 29.0 | 31.0 | 48.33% |
| 25 | 01/31/10 | 179 | 156 | 140 | 167 | 463 | 11229 | 63 | 178.24 | - | 179.43 | = -1.20 | 232 | 622 | 30.0 | 33.0 | 47.62% |
| 26 | 02/07/10 | 178 | 191 | 211 | 189 | 591 | 11820 | 66 | 179.09 | - | 178.24 | = 0.85 | 232 | 622 | 33.0 | 33.0 | 50.00% |
| 27 | 02/14/10 | 179 | 196 | 211 | 223 | 630 | 12450 | 69 | 180.43 | - | 179.09 | = 1.34 | 232 | 630 | 35.0 | 34.0 | 50.72% |
| 28 | 02/21/10 | 180 | 163 | 167 | 182 | 512 | 12962 | 72 | 180.03 | - | 180.43 | = -0.41 | 232 | 630 | 38.0 | 34.0 | 52.78% |
| 29 | 02/21/10 | 180 | 174 | 166 | 224 | 564 | 13526 | 75 | 180.35 | - | 180.03 | = 0.32 | 232 | 630 | 39.0 | 36.0 | 52.00% |
| 30 | 02/28/10 | 180 | 204 | 180 | 133 | 517 | 14043 | 78 | 180.04 | - | 180.35 | = -0.31 | 232 | 630 | 40.0 | 38.0 | 51.28% |
| 31 | 03/07/10 | 180 | 226 | 197 | 168 | 591 | 14634 | 81 | 180.67 | - | 180.04 | = 0.63 | 232 | 630 | 43.0 | 38.0 | 53.09% |
| 32 | 03/14/10 | 180 | 278 | 180 | 180 | 638 | 15272 | 84 | 181.81 | - | 180.67 | = 1.14 | 278 | 638 | 44.0 | 40.0 | 52.38% |

| | | | | | | | | | |
|----------------|--------------|--------------|--------------|--------------|--------------|--------------|--------------|--------------|--------------|
| <u><100</u> | <u>100's</u> | <u>125's</u> | <u>150's</u> | <u>175's</u> | <u>200's</u> | <u>225's</u> | <u>250's</u> | <u>275's</u> | <u>300's</u> |
| | | 7 | 29 | 30 | 15 | 2 | | 1 | |
| <u><400</u> | <u>400's</u> | <u>450's</u> | <u>500's</u> | <u>550's</u> | <u>600's</u> | <u>650's</u> | <u>700's</u> | <u>750's</u> | <u>800's</u> |
| | | 6 | 8 | 11 | 3 | | | | |

Ave of Game 1 Ave of Game 2 Ave of Game 3
 186.61 183.86 174.96

High game of **278** on week **32** High series of **638** on week **32** High average of **181.81** after bowling week **32**
 Low game of **127** on week **1** Low series of **463** on week **25** Low average of **163.67** after bowling week **1**



Sunday Morning Threesome

Sunday 9:00 AM

Classic Lanes

Lanes 1 - 16

Note: This report includes information through March 14 which is week 32 of 32

Randy Cieslak's Bowling Record - Team 1: Pavement Pounders

| Week | Bowling No. | Old Date | Old Ave | Average Change | | | Pins | Gms | ---Average Change--- | | | High Game | High Sers | Points Won | Points Lost | %Won |
|------|-------------|----------|---------|----------------|-----|-----|------|-----|----------------------|-----------|----------|-----------|-----------|------------|-------------|--------|
| | | | | -1- | -2- | -3- | | | Total | New - Old | --> +/- | | | | | |
| 1 | 09/13/09 | bk190 | | | | | 0 | 0 | | - 0.00 | = 0.00 | 0 | 0 | | | 0.00% |
| 2 | 09/20/09 | bk190 | 199 | 169 | 169 | 537 | 537 | 3 | 179.00 | - 0.00 | = 179.00 | 199 | 537 | | 3.0 | 0.00% |
| 3 | 09/27/09 | bk190 | | | | 0 | 537 | 3 | 179.00 | - 179.00 | = 0.00 | 199 | 537 | | 3.0 | 0.00% |
| 4 | 10/04/09 | bk190 | | | | 0 | 537 | 3 | 179.00 | - 179.00 | = 0.00 | 199 | 537 | | 3.0 | 0.00% |
| 5 | 10/04/09 | bk190 | | | | 0 | 537 | 3 | 179.00 | - 179.00 | = 0.00 | 199 | 537 | | 3.0 | 0.00% |
| 6 | 10/11/09 | bk190 | 186 | 179 | 177 | 542 | 1079 | 6 | 179.83 | - 179.00 | = 0.83 | 199 | 542 | 2.0 | 4.0 | 33.33% |
| 7 | 10/18/09 | bk190 | 158 | 200 | 160 | 518 | 1597 | 9 | 177.44 | - 179.83 | = -2.39 | 200 | 542 | 2.0 | 7.0 | 22.22% |
| 8 | 10/25/09 | 177 | | | | 0 | 1597 | 9 | 177.44 | - 177.44 | = 0.00 | 200 | 542 | 2.0 | 7.0 | 22.22% |
| 9 | 11/01/09 | 177 | | | | 0 | 1597 | 9 | 177.44 | - 177.44 | = 0.00 | 200 | 542 | 2.0 | 7.0 | 22.22% |
| 10 | 11/08/09 | 177 | | | | 0 | 1597 | 9 | 177.44 | - 177.44 | = 0.00 | 200 | 542 | 2.0 | 7.0 | 22.22% |
| 11 | 11/15/09 | 177 | | | | 0 | 1597 | 9 | 177.44 | - 177.44 | = 0.00 | 200 | 542 | 2.0 | 7.0 | 22.22% |
| 12 | 11/15/09 | 177 | | | | 0 | 1597 | 9 | 177.44 | - 177.44 | = 0.00 | 200 | 542 | 2.0 | 7.0 | 22.22% |
| 13 | 11/29/09 | 177 | | | | 0 | 1597 | 9 | 177.44 | - 177.44 | = 0.00 | 200 | 542 | 2.0 | 7.0 | 22.22% |
| 14 | 12/06/09 | 177 | | | | 0 | 1597 | 9 | 177.44 | - 177.44 | = 0.00 | 200 | 542 | 2.0 | 7.0 | 22.22% |
| 15 | 12/06/09 | 177 | | | | 0 | 1597 | 9 | 177.44 | - 177.44 | = 0.00 | 200 | 542 | 2.0 | 7.0 | 22.22% |
| 16 | 12/13/09 | 177 | | | | 0 | 1597 | 9 | 177.44 | - 177.44 | = 0.00 | 200 | 542 | 2.0 | 7.0 | 22.22% |

End of 1st part

| | | | | | | | | | | | | | | | | |
|----|----------|-----|-----|-----|-----|-----|------|----|--------|----------|---------|-----|-----|-----|------|--------|
| 17 | 12/20/09 | 177 | 235 | 171 | 216 | 622 | 2219 | 12 | 184.92 | - 177.44 | = 7.47 | 235 | 622 | 4.0 | 8.0 | 33.33% |
| 18 | 12/27/09 | 184 | 194 | 163 | 174 | 531 | 2750 | 15 | 183.33 | - 184.92 | = -1.58 | 235 | 622 | 5.0 | 10.0 | 33.33% |
| 19 | 01/03/10 | 183 | | | | 0 | 2750 | 15 | 183.33 | - 183.33 | = 0.00 | 235 | 622 | 5.0 | 10.0 | 33.33% |
| 20 | 01/03/09 | 183 | 236 | 215 | 194 | 645 | 3395 | 18 | 188.61 | - 183.33 | = 5.28 | 236 | 645 | 8.0 | 10.0 | 44.44% |
| 21 | 01/10/10 | 188 | | | | 0 | 3395 | 18 | 188.61 | - 188.61 | = 0.00 | 236 | 645 | 8.0 | 10.0 | 44.44% |
| 22 | 01/17/10 | 188 | | | | 0 | 3395 | 18 | 188.61 | - 188.61 | = 0.00 | 236 | 645 | 8.0 | 10.0 | 44.44% |
| 23 | 01/24/10 | 188 | | | | 0 | 3395 | 18 | 188.61 | - 188.61 | = 0.00 | 236 | 645 | 8.0 | 10.0 | 44.44% |
| 24 | 01/31/10 | 188 | | | | 0 | 3395 | 18 | 188.61 | - 188.61 | = 0.00 | 236 | 645 | 8.0 | 10.0 | 44.44% |
| 25 | 01/31/10 | 188 | | | | 0 | 3395 | 18 | 188.61 | - 188.61 | = 0.00 | 236 | 645 | 8.0 | 10.0 | 44.44% |
| 26 | 02/07/10 | 188 | | | | 0 | 3395 | 18 | 188.61 | - 188.61 | = 0.00 | 236 | 645 | 8.0 | 10.0 | 44.44% |
| 27 | 02/14/10 | 188 | | | | 0 | 3395 | 18 | 188.61 | - 188.61 | = 0.00 | 236 | 645 | 8.0 | 10.0 | 44.44% |
| 28 | 02/21/10 | 188 | | | | 0 | 3395 | 18 | 188.61 | - 188.61 | = 0.00 | 236 | 645 | 8.0 | 10.0 | 44.44% |
| 29 | 02/21/10 | 188 | | | | 0 | 3395 | 18 | 188.61 | - 188.61 | = 0.00 | 236 | 645 | 8.0 | 10.0 | 44.44% |
| 30 | 02/28/10 | 188 | | | | 0 | 3395 | 18 | 188.61 | - 188.61 | = 0.00 | 236 | 645 | 8.0 | 10.0 | 44.44% |
| 31 | 03/07/10 | 188 | | | | 0 | 3395 | 18 | 188.61 | - 188.61 | = 0.00 | 236 | 645 | 8.0 | 10.0 | 44.44% |
| 32 | 03/14/10 | 188 | | | | 0 | 3395 | 18 | 188.61 | - 188.61 | = 0.00 | 236 | 645 | 8.0 | 10.0 | 44.44% |

| | | | | | | | | | |
|------|-------|-------|-------|-------|-------|-------|-------|-------|-------|
| <100 | 100's | 125's | 150's | 175's | 200's | 225's | 250's | 275's | 300's |
| | | | 7 | 6 | 3 | 2 | | | |
| <400 | 400's | 450's | 500's | 550's | 600's | 650's | 700's | 750's | 800's |
| | | | 4 | | 2 | | | | |

Ave of Game 1 Ave of Game 2 Ave of Game 3

201.33 182.83 181.67

High game of 236 on week 20 High series of 645 on week 20 High average of 188.61 after bowling week 20
 Low game of 158 on week 7 Low series of 518 on week 7 Low average of 177.44 after bowling week 7

