

Sunday 9:00 AM

**Classic Lanes**

Lanes 1 - 16

Note: This report includes information through March 14 which is week 32 of 32

**Team 12: Bone Smugglers**

<u>Name</u>	<u>Pins</u>	<u>Gms</u>	<u>True Average</u>	<u>Book Ave</u>	<u>High Game</u>	<u>High Sers</u>	<u>Points Won</u>	<u>Points Lost</u>	<u>%Won</u>
Gauger, Pat	10733	51	210.45	220	278	737	28.5	25.5	52.78%
Fields, Andy	18049	93	194.08	195	267	715	46.5	49.5	48.44%
Miller, Buck	11813	54	218.76	219	298	741	27.0	30.0	47.37%

**Team History**

<u>Week</u>	<u>Bowling No.</u>	<u>Bowling Date</u>	<u>Opp. Team</u>	<u>-1-</u>	<u>-2-</u>	<u>-3-</u>	<u>Total</u>	<u>Last Wk WON</u>	<u>Last Wk Lost</u>	<u>Points Won</u>	<u>Points Lost</u>	<u>Year-To-Date WON</u>	<u>Y-T-D LOST</u>	<u>High Game</u>	<u>High Sers</u>
1	09/13/09	11	613	613	581	1807	5	11	5	11	5	11	11	613	1807
2	09/20/09	13	<b>616</b>	<b>601</b>	<b>561</b>	<b>1778</b>	13	3	18	14	18	18	14	616	1807
3	09/27/09	4	556	<b>552</b>	560	1668	2	14	20	28	20	28	28	616	1807
4	10/04/09	8	<b>648</b>	580	572	1800	5	11	25	39	25	39	39	648	1807
5	10/04/09	2	<b>627</b>	<b>642</b>	<b>638</b>	<b>1907</b>	12½	3½	37½	42½	37½	42½	42½	648	1907
6	10/11/09	16	<b>626</b>	<b>627</b>	562	<b>1815</b>	10	6	47½	48½	47½	48½	48½	648	1907
7	10/18/09	6	<b>647</b>	616	591	1854	13	3	60½	51½	60½	51½	51½	648	1907
8	10/25/09	10	<b>634</b>	<b>675</b>	<b>672</b>	<b>1981</b>	13	3	73½	54½	73½	54½	54½	675	1981
9	11/01/09	9	<b>677</b>	<b>745</b>	<b>694</b>	<b>2116</b>	13	3	86½	57½	86½	57½	57½	745	2116
10	11/08/09	1	<b>571</b>	581	<b>642</b>	<b>1794</b>	3	13	89½	70½	89½	70½	70½	745	2116
11	11/15/09	14	<b>595</b>	<b>592</b>	<b>553</b>	<b>1740</b>	11	5	100½	75½	100½	75½	75½	745	2116
12	11/15/09	3	518	<b>642</b>	<b>621</b>	<b>1781</b>	11	5	111½	80½	111½	80½	80½	745	2116
13	11/29/09	7	597	533	<b>649</b>	1779	5	11	116½	91½	116½	91½	91½	745	2116
14	12/06/09	5	<b>682</b>	651	<b>649</b>	<b>1982</b>	13	3	129½	94½	129½	94½	94½	745	2116
15	12/06/09	15	<b>675</b>	<b>666</b>	634	<b>1975</b>	6	10	135½	104½	135½	104½	104½	745	2116
16	12/13/09	4	<b>625</b>	572	<b>647</b>	<b>1844</b>	10	6	145½	110½	145½	110½	110½	745	2116

**End of 1st part**

17	12/20/09	11	<b>677</b>	645	<b>670</b>	<b>1992</b>	9	7	9	7	154½	117½	745	2116
18	12/27/09	13	<b>706</b>	<b>684</b>	<b>657</b>	<b>2047</b>	11	5	20	12	165½	122½	745	2116
19	01/03/10	4	<b>640</b>	<b>677</b>	<b>643</b>	<b>1960</b>	5	11	25	23	170½	133½	745	2116
20	01/03/09	8	<b>618</b>	598	<b>611</b>	<b>1827</b>	7	9	32	32	177½	142½	745	2116
21	01/10/10	2	<b>643</b>	<b>633</b>	<b>713</b>	<b>1989</b>	5½	10½	37½	42½	183	153	745	2116
22	01/17/10	16	637	<b>701</b>	589	<b>1927</b>	6	10	43½	52½	189	163	745	2116
23	01/24/10	6	629	664	614	1907	3	13	46½	65½	192	176	745	2116
24	01/31/10	10	<b>588</b>	640	575	1803	4	12	50½	77½	196	188	745	2116
25	01/31/10	9	<b>602</b>	524	585	1711	5	11	55½	88½	201	199	745	2116
26	02/07/10	1	<b>522</b>	<b>548</b>	<b>556</b>	<b>1626</b>	2	14	57½	102½	203	213	745	2116
27	02/14/10	14	519	<b>594</b>	<b>624</b>	<b>1737</b>	10	6	67½	108½	213	219	745	2116
28	02/21/10	3	597	<b>659</b>	<b>657</b>	<b>1913</b>	10	6	77½	114½	223	225	745	2116
29	02/21/10	7	θ	θ	θ	θ	0	16	77½	130½	223	241	745	2116
30	02/28/10	5	529	<b>664</b>	594	1787	7	9	84½	139½	230	250	745	2116
31	03/07/10	15	<b>623</b>	<b>700</b>	<b>596</b>	<b>1919</b>	14	2	98½	141½	244	252	745	2116
32	03/14/10	7	<b>586</b>	<b>669</b>	587	<b>1842</b>	6	10	104½	151½	250	262	745	2116

# Sunday Morning Threesome

Sunday 9:00 AM

Classic Lanes

Lanes 1 - 16

Note: This report includes information through March 14 which is week 32 of 32

## Pat Gauger's Bowling Record - Team 12: Bone Smugglers

Week No.	Bowling Date	Old Ave	---Average Change---			Pins	Gms	---Average Change---			High Game	High Sers	Points Won	Points Lost	%Won	
			-1-	-2-	-3-			Total	New - Old	---> +/-						
1	09/13/09	bk220	200	245	179	624	624	3	208.00	- 0.00	= 208.00	245	624	2.0	1.0	66.67%
2	09/20/09	bk220				0	624	3	208.00	- 208.00	= 0.00	245	624	2.0	1.0	66.67%
3	09/27/09	bk220	196	193	205	594	1218	6	203.00	- 208.00	= -5.00	245	624	3.0	3.0	50.00%
4	10/04/09	bk220	235	210	199	644	1862	9	206.89	- 203.00	= 3.89	245	644	4.0	5.0	44.44%
5	10/04/09	206	207	223	205	635	2497	12	208.08	- 206.89	= 1.19	245	644	4.5	7.5	37.50%
6	10/11/09	208	171	186	195	552	3049	15	203.27	- 208.08	= -4.82	245	644	5.5	9.5	36.67%
7	10/18/09	203	220	242	203	665	3714	18	206.33	- 203.27	= 3.07	245	665	7.5	10.5	41.67%
8	10/25/09	206	256	226	216	698	4412	21	210.10	- 206.33	= 3.76	256	698	10.5	10.5	50.00%
9	11/01/09	210	222	237	278	737	5149	24	214.54	- 210.10	= 4.45	278	737	12.5	11.5	52.08%
10	11/08/09	214	215	208	235	658	5807	27	215.07	- 214.54	= 0.53	278	737	13.5	13.5	50.00%
11	11/15/09	215	210	208	194	612	6419	30	213.97	- 215.07	= -1.11	278	737	16.5	13.5	55.00%
12	11/15/09	213	158	192	243	593	7012	33	212.48	- 213.97	= -1.48	278	737	18.5	14.5	56.06%
13	11/29/09	212	176	176	233	585	7597	36	211.03	- 212.48	= -1.46	278	737	19.5	16.5	54.17%
14	12/06/09	211	213	201	213	627	8224	39	210.87	- 211.03	= -0.16	278	737	20.5	18.5	52.56%
15	12/06/09	210	202	187	211	600	8824	42	210.10	- 210.87	= -0.78	278	737	20.5	21.5	48.81%
16	12/13/09	210	184	184	225	593	9417	45	209.27	- 210.10	= -0.83	278	737	22.5	22.5	50.00%

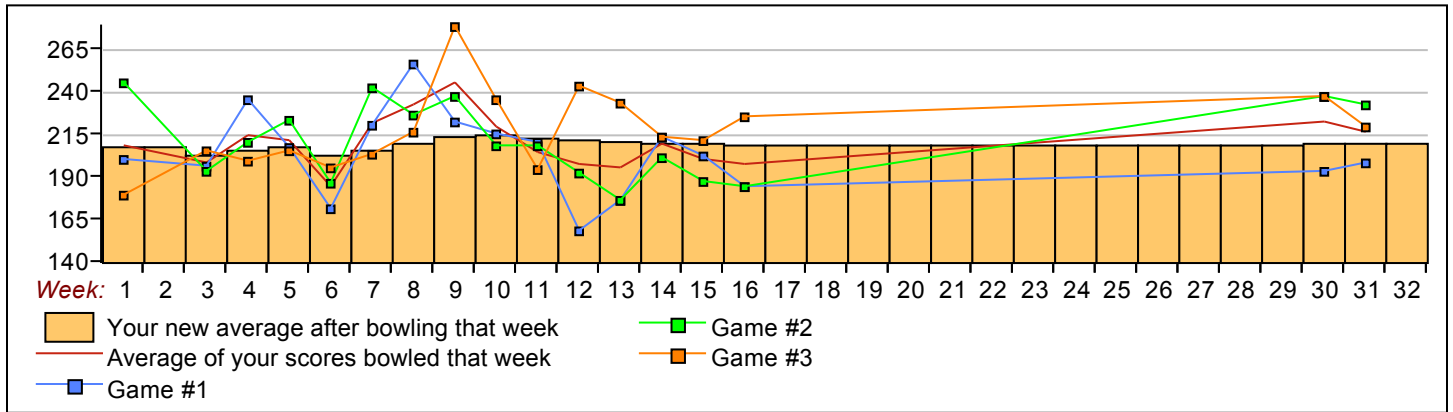
### End of 1st part

17	12/20/09	209				0	9417	45	209.27	- 209.27	= 0.00	278	737	22.5	22.5	50.00%
18	12/27/09	209				0	9417	45	209.27	- 209.27	= 0.00	278	737	22.5	22.5	50.00%
19	01/03/10	209				0	9417	45	209.27	- 209.27	= 0.00	278	737	22.5	22.5	50.00%
20	01/03/09	209				0	9417	45	209.27	- 209.27	= 0.00	278	737	22.5	22.5	50.00%
21	01/10/10	209				0	9417	45	209.27	- 209.27	= 0.00	278	737	22.5	22.5	50.00%
22	01/17/10	209				0	9417	45	209.27	- 209.27	= 0.00	278	737	22.5	22.5	50.00%
23	01/24/10	209				0	9417	45	209.27	- 209.27	= 0.00	278	737	22.5	22.5	50.00%
24	01/31/10	209				0	9417	45	209.27	- 209.27	= 0.00	278	737	22.5	22.5	50.00%
25	01/31/10	209				0	9417	45	209.27	- 209.27	= 0.00	278	737	22.5	22.5	50.00%
26	02/07/10	209				0	9417	45	209.27	- 209.27	= 0.00	278	737	22.5	22.5	50.00%
27	02/14/10	209				0	9417	45	209.27	- 209.27	= 0.00	278	737	22.5	22.5	50.00%
28	02/21/10	209	a189	a189	a189	567	9417	45	209.27	- 209.27	= 0.00	278	737	22.5	22.5	50.00%
29	02/21/10	209	a189	a189	a189	567	9417	45	209.27	- 209.27	= 0.00	278	737	22.5	25.5	46.88%
30	02/28/10	209	193	237	237	667	10084	48	210.08	- 209.27	= 0.82	278	737	25.5	25.5	50.00%
31	03/07/10	210	198	232	219	649	10733	51	210.45	- 210.08	= 0.37	278	737	28.5	25.5	52.78%
32	03/14/10	210	a190	a190	a190	570	10733	51	210.45	- 210.45	= 0.00	278	737	28.5	25.5	52.78%

<100	100's	125's	150's	175's	200's	225's	250's	275's	300's
			2	15	20	12	1	1	
<400	400's	450's	500's	550's	600's	650's	700's	750's	800's
				5	7	4	1		

**Ave of Game 1** 203.29    **Ave of Game 2** 211.00    **Ave of Game 3** 217.06

High game of 278 on week 9    High series of 737 on week 9    High average of 215.07 after bowling week 10  
 Low game of 158 on week 12    Low series of 552 on week 6    Low average of 203.00 after bowling week 3



# Sunday Morning Threesome

Sunday 9:00 AM

## Classic Lanes

Lanes 1 - 16

Note: This report includes information through March 14 which is week 32 of 32

### Andy Fields's Bowling Record - Team 12: Bone Smugglers

Week	Bowling No.	Old Date	Old Ave	---Average Change---			Pins	Gms	---Average Change---			High Game	High Sers	Points Won	Points Lost	%Won	
				-1-	-2-	-3-			Total	New - Old	---> +/-						
1	09/13/09	bk195	213	164	178	555	555	3	185.00	-	0.00	= 185.00	213	555	2.0	1.0	66.67%
2	09/20/09	bk195	180	162	180	522	1077	6	179.50	-	185.00	= -5.50	213	555	3.0	3.0	50.00%
3	09/27/09	bk195	188	158	178	524	1601	9	177.89	-	179.50	= -1.61	213	555	4.0	5.0	44.44%
4	10/04/09	177	166	176	146	488	2089	12	174.08	-	177.89	= -3.81	213	555	5.0	7.0	41.67%
5	10/04/09	174	165	223	196	584	2673	15	178.20	-	174.08	= 4.12	223	584	8.0	7.0	53.33%
6	10/11/09	178	209	236	163	608	3281	18	182.28	-	178.20	= 4.08	236	608	11.0	7.0	61.11%
7	10/18/09	182	178	192	178	548	3829	21	182.33	-	182.28	= 0.06	236	608	13.0	8.0	61.90%
8	10/25/09	182	193	233	201	627	4456	24	185.67	-	182.33	= 3.33	236	627	14.0	10.0	58.33%
9	11/01/09	185	267	210	161	638	5094	27	188.67	-	185.67	= 3.00	267	638	16.0	11.0	59.26%
10	11/08/09	188	159	176	210	545	5639	30	187.97	-	188.67	= -0.70	267	638	18.0	12.0	60.00%
11	11/15/09	187	158	174	175	507	6146	33	186.24	-	187.97	= -1.72	267	638	18.0	15.0	54.55%
12	11/15/09	186	172	207	167	546	6692	36	185.89	-	186.24	= -0.35	267	638	21.0	15.0	58.33%
13	11/29/09	185	218	158	179	555	7247	39	185.82	-	185.89	= -0.07	267	638	22.0	17.0	56.41%
14	12/06/09	185	245	242	214	701	7948	42	189.24	-	185.82	= 3.42	267	701	25.0	17.0	59.52%
15	12/06/09	189	225	235	192	652	8600	45	191.11	-	189.24	= 1.87	267	701	27.0	18.0	60.00%
16	12/13/09	191	223	168	216	607	9207	48	191.81	-	191.11	= 0.70	267	701	29.0	19.0	60.42%

### End of 1st part

17	12/20/09	191	185	214	165	564	9771	51	191.59	-	191.81	= -0.22	267	701	29.0	22.0	56.86%
18	12/27/09	191	232	203	192	627	10398	54	192.56	-	191.59	= 0.97	267	701	31.0	23.0	57.41%
19	01/03/10	192	186	173	170	529	10927	57	191.70	-	192.56	= -0.85	267	701	31.0	26.0	54.39%
20	01/03/09	191	204	191	179	574	11501	60	191.68	-	191.70	= -0.02	267	701	32.0	28.0	53.33%
21	01/10/10	191	197	243	254	694	12195	63	193.57	-	191.68	= 1.89	267	701	34.5	28.5	54.76%
22	01/17/10	193	178	256	225	659	12854	66	194.76	-	193.57	= 1.19	267	701	36.5	29.5	55.30%
23	01/24/10	194	228	189	214	631	13485	69	195.43	-	194.76	= 0.68	267	701	38.5	30.5	55.80%
24	01/31/10	195	243	194	190	627	14112	72	196.00	-	195.43	= 0.57	267	701	40.5	31.5	56.25%
25	01/31/10	196	212	158	182	552	14664	75	195.52	-	196.00	= -0.48	267	701	40.5	34.5	54.00%
26	02/07/10	195	126	169	161	456	15120	78	193.85	-	195.52	= -1.67	267	701	40.5	37.5	51.92%
27	02/14/10	193	142	199	199	540	15660	81	193.33	-	193.85	= -0.51	267	701	41.5	39.5	51.23%
28	02/21/10	193	191	224	170	585	16245	84	193.39	-	193.33	= 0.06	267	701	43.5	40.5	51.79%
29	02/21/10	193	a173	a173	a173	519	16245	84	193.39	-	193.39	= 0.00	267	701	43.5	43.5	50.00%
30	02/28/10	193	160	214	160	534	16779	87	192.86	-	193.39	= -0.53	267	701	43.5	46.5	48.33%
31	03/07/10	192	267	255	193	715	17494	90	194.38	-	192.86	= 1.52	267	715	45.5	47.5	48.92%
32	03/14/10	194	171	233	151	555	18049	93	194.08	-	194.38	= -0.30	267	715	46.5	49.5	48.44%

<100    100's    125's    150's    175's    200's    225's    250's    275's    300's

3    25    30    18    12    5

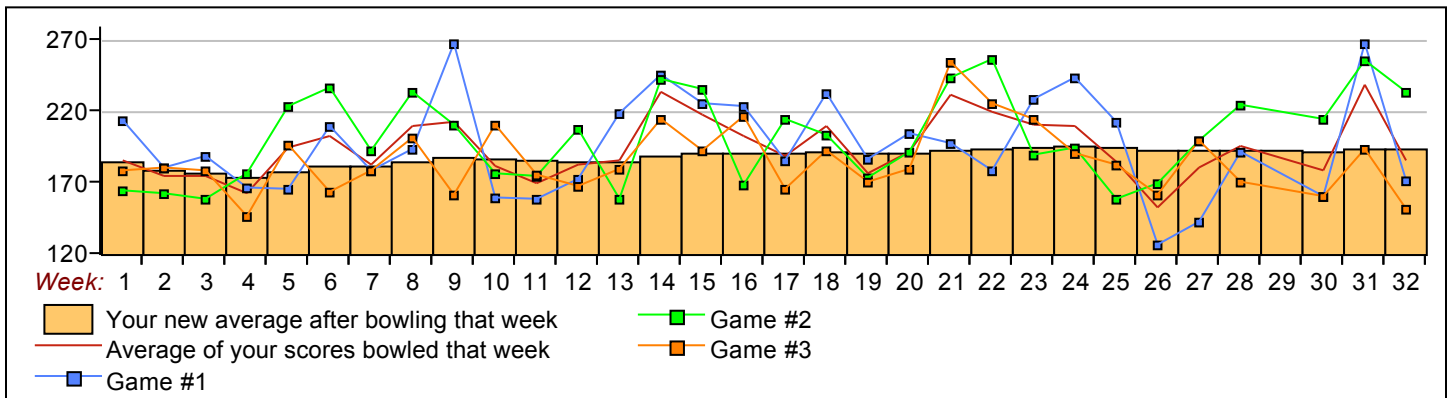
<400    400's    450's    500's    550's    600's    650's    700's    750's    800's

2    9    8    7    3    2

### Ave of Game 1    Ave of Game 2    Ave of Game 3

196.16    200.94    185.13

High game of 267 on week 9    High series of 715 on week 31    High average of 196.00 after bowling week 24  
 Low game of 126 on week 26    Low series of 456 on week 26    Low average of 174.08 after bowling week 4



# Sunday Morning Threesome

Sunday 9:00 AM

## Classic Lanes

Lanes 1 - 16

Note: This report includes information through March 14 which is week 32 of 32

**Gina Daroszewski's Bowling Record - Team 12: Bone Smugglers**

Week No.	Bowling Date	Old Ave	Average Change---			Pins	Gms	---Average Change---		High Game	High Sers	Points Won	Points Lost	%Won
			-1-	-2-	-3-			Total	New - Old					
1	09/13/09	0				0	0	-	0.00	=	0.00	0	0	0.00%
2	09/20/09	0				0	0	-	0.00	=	0.00	0	0	0.00%
3	09/27/09	0				0	0	-	0.00	=	0.00	0	0	0.00%
4	10/04/09	0				0	0	-	0.00	=	0.00	0	0	0.00%
5	10/04/09	0				0	0	-	0.00	=	0.00	0	0	0.00%
6	10/11/09	0				0	0	-	0.00	=	0.00	0	0	0.00%
7	10/18/09	0				0	0	-	0.00	=	0.00	0	0	0.00%
8	10/25/09	0				0	0	-	0.00	=	0.00	0	0	0.00%
9	11/01/09	0				0	0	-	0.00	=	0.00	0	0	0.00%
10	11/08/09	0				0	0	-	0.00	=	0.00	0	0	0.00%
11	11/15/09	0				0	0	-	0.00	=	0.00	0	0	0.00%
12	11/15/09	0				0	0	-	0.00	=	0.00	0	0	0.00%
13	11/29/09	0				0	0	-	0.00	=	0.00	0	0	0.00%
14	12/06/09	0				0	0	-	0.00	=	0.00	0	0	0.00%
15	12/06/09	0				0	0	-	0.00	=	0.00	0	0	0.00%
16	12/13/09	0				0	0	-	0.00	=	0.00	0	0	0.00%

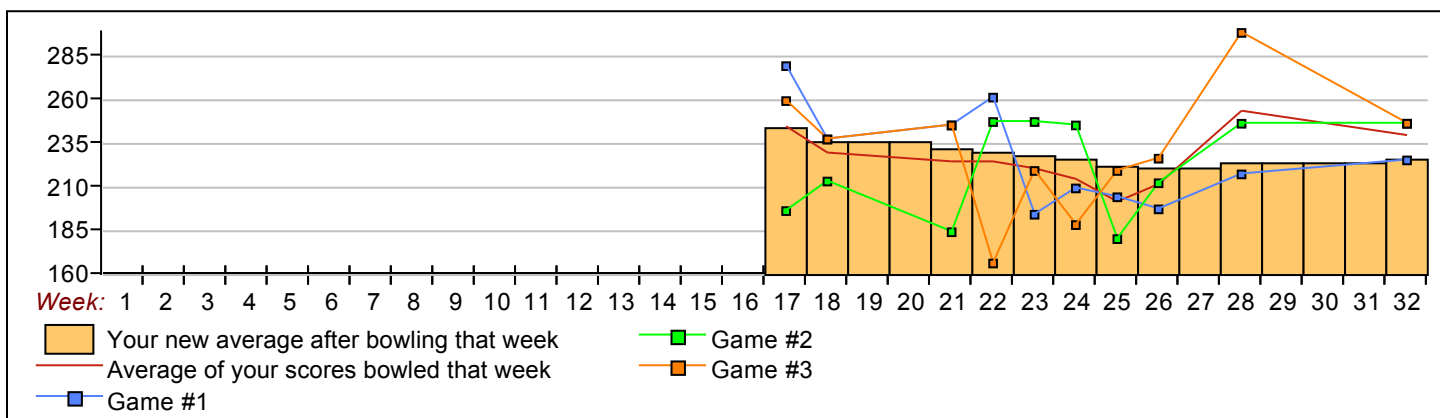
**End of 1st part**

17	12/20/09	244	<b>279</b>	196	<b>259</b>	734	734	3	244.67	-	0.00	=	<b>244.67</b>	279	734	2.0	1.0	66.67%
18	12/27/09	244	<b>237</b>	213	237	687	1421	6	236.83	-	244.67	=	<b>-7.83</b>	279	734	3.0	3.0	50.00%
19	01/03/10	244				0	1421	6	236.83	-	236.83	=	<b>0.00</b>	279	734	3.0	3.0	50.00%
20	01/03/09	244				0	1421	6	236.83	-	236.83	=	<b>0.00</b>	279	734	3.0	3.0	50.00%
21	01/10/10	bk236	<b>245</b>	184	245	674	2095	9	232.78	-	236.83	=	<b>-4.06</b>	279	734	4.0	5.0	44.44%
22	01/17/10	232	<b>261</b>	<b>247</b>	166	674	2769	12	230.75	-	232.78	=	<b>-2.03</b>	279	734	6.0	6.0	50.00%
23	01/24/10	230	194	<b>247</b>	219	660	3429	15	228.60	-	230.75	=	<b>-2.15</b>	279	734	7.0	8.0	46.67%
24	01/31/10	228	<b>209</b>	245	188	642	4071	18	226.17	-	228.60	=	<b>-2.43</b>	279	734	8.0	10.0	44.44%
25	01/31/10	226	<b>204</b>	180	<b>219</b>	603	4674	21	222.57	-	226.17	=	<b>-3.60</b>	279	734	10.0	11.0	47.62%
26	02/07/10	222	197	212	226	635	5309	24	221.21	-	222.57	=	<b>-1.36</b>	279	734	10.0	14.0	41.67%
27	02/14/10	221				0	5309	24	221.21	-	221.21	=	<b>0.00</b>	279	734	10.0	14.0	41.67%
28	02/21/10	221	<b>217</b>	<b>246</b>	<b>298</b>	761	6070	27	224.81	-	221.21	=	<b>3.61</b>	298	761	13.0	14.0	48.15%
29	02/21/10	224				0	6070	27	224.81	-	224.81	=	<b>0.00</b>	298	761	13.0	14.0	48.15%
30	02/28/10	224				0	6070	27	224.81	-	224.81	=	<b>0.00</b>	298	761	13.0	14.0	48.15%
31	03/07/10	224				0	6070	27	224.81	-	224.81	=	<b>0.00</b>	298	761	13.0	14.0	48.15%
32	03/14/10	224	225	<b>246</b>	<b>246</b>	717	6787	30	226.23	-	224.81	=	<b>1.42</b>	298	761	15.0	15.0	50.00%

<u>&lt;100</u>	<u>100's</u>	<u>125's</u>	<u>150's</u>	<u>175's</u>	<u>200's</u>	<u>225's</u>	<u>250's</u>	<u>275's</u>	<u>300's</u>
			1	6	7	12	2	2	
<u>&lt;400</u>	<u>400's</u>	<u>450's</u>	<u>500's</u>	<u>550's</u>	<u>600's</u>	<u>650's</u>	<u>700's</u>	<u>750's</u>	<u>800's</u>
					3	4	2	1	

**Ave of Game 1    Ave of Game 2    Ave of Game 3**  
 226.80                      221.60                      230.30

High game of **298** on week **28**    High series of **761** on week **28**    High average of **244.67** after bowling week **17**  
 Low game of **166** on week **22**    Low series of **603** on week **25**    Low average of **221.21** after bowling week **26**



# Sunday Morning Threesome

Sunday 9:00 AM

## Classic Lanes

Lanes 1 - 16

Note: This report includes information through March 14 which is week 32 of 32

### Buck Miller's Bowling Record - Team 12: Bone Smugglers

Week No.	Bowling Date	Old Ave	---Average Change---			Pins	Gms	---Average Change---			High Game	High Sers	Points Won	Points Lost	%Won	
			-1-	-2-	-3-			New - Old	---> +/-							
1	09/13/09	bk219	200	204	224	628	628	3	209.33	- 0.00	= 209.33	224	628	1.0	2.0	33.33%
2	09/20/09	bk219				0	628	3	209.33	- 209.33	= 0.00	224	628	1.0	2.0	33.33%
3	09/27/09	bk219	172	201	177	550	1178	6	196.33	- 209.33	= -13.00	224	628	1.0	5.0	16.67%
4	10/04/09	bk219	247	194	227	668	1846	9	205.11	- 196.33	= 8.78	247	668	2.0	7.0	22.22%
5	10/04/09	205	255	196	237	688	2534	12	211.17	- 205.11	= 6.06	255	688	4.0	8.0	33.33%
6	10/11/09	211	246	205	204	655	3189	15	212.60	- 211.17	= 1.43	255	688	5.0	10.0	33.33%
7	10/18/09	212	249	182	210	641	3830	18	212.78	- 212.60	= 0.18	255	688	7.0	11.0	38.89%
8	10/25/09	212	185	216	255	656	4486	21	213.62	- 212.78	= 0.84	255	688	9.0	12.0	42.86%
9	11/01/09	213	188	298	255	741	5227	24	217.79	- 213.62	= 4.17	298	741	11.0	13.0	45.83%
10	11/08/09	217	a197	a197	a197	591	5227	24	217.79	- 217.79	= 0.00	298	741	11.0	13.0	45.83%
11	11/15/09	217	227	210	184	621	5848	27	216.59	- 217.79	= -1.20	298	741	14.0	13.0	51.85%
12	11/15/09	216	188	243	211	642	6490	30	216.33	- 216.59	= -0.26	298	741	15.0	15.0	50.00%
13	11/29/09	216	203	199	237	639	7129	33	216.03	- 216.33	= -0.30	298	741	16.0	17.0	48.48%
14	12/06/09	216	224	208	222	654	7783	36	216.19	- 216.03	= 0.16	298	741	18.0	18.0	50.00%
15	12/06/09	216	248	244	231	723	8506	39	218.10	- 216.19	= 1.91	298	741	20.0	19.0	51.28%
16	12/13/09	218	218	220	206	644	9150	42	217.86	- 218.10	= -0.25	298	741	21.0	21.0	50.00%

### End of 1st part

17	12/20/09	217	213	235	246	694	9844	45	218.76	- 217.86	= 0.90	298	741	23.0	22.0	51.11%
18	12/27/09	218				0	9844	45	218.76	- 218.76	= 0.00	298	741	23.0	22.0	51.11%
19	01/03/10	218	196	256	247	699	10543	48	219.65	- 218.76	= 0.89	298	741	25.0	23.0	52.08%
20	01/03/09	219	205	206	238	649	11192	51	219.45	- 219.65	= -0.19	298	741	27.0	24.0	52.94%
21	01/10/10	219	201	206	214	621	11813	54	218.76	- 219.45	= -0.69	298	741	27.0	27.0	50.00%
22	01/17/10	218	a198	a198	a198	594	11813	54	218.76	- 218.76	= 0.00	298	741	27.0	27.0	50.00%
23	01/24/10	218				0	11813	54	218.76	- 218.76	= 0.00	298	741	27.0	27.0	50.00%
24	01/31/10	218				0	11813	54	218.76	- 218.76	= 0.00	298	741	27.0	27.0	50.00%
25	01/31/10	218				0	11813	54	218.76	- 218.76	= 0.00	298	741	27.0	27.0	50.00%
26	02/07/10	218				0	11813	54	218.76	- 218.76	= 0.00	298	741	27.0	27.0	50.00%
27	02/14/10	218				0	11813	54	218.76	- 218.76	= 0.00	298	741	27.0	27.0	50.00%
28	02/21/10	218				0	11813	54	218.76	- 218.76	= 0.00	298	741	27.0	27.0	50.00%
29	02/21/10	218	a198	a198	a198	594	11813	54	218.76	- 218.76	= 0.00	298	741	27.0	30.0	47.37%
30	02/28/10	218				0	11813	54	218.76	- 218.76	= 0.00	298	741	27.0	30.0	47.37%
31	03/07/10	218				0	11813	54	218.76	- 218.76	= 0.00	298	741	27.0	30.0	47.37%
32	03/14/10	218				0	11813	54	218.76	- 218.76	= 0.00	298	741	27.0	30.0	47.37%

<u>&lt;100</u>	<u>100's</u>	<u>125's</u>	<u>150's</u>	<u>175's</u>	<u>200's</u>	<u>225's</u>	<u>250's</u>	<u>275's</u>	<u>300's</u>
			1	10	23	15	4	1	
<u>&lt;400</u>	<u>400's</u>	<u>450's</u>	<u>500's</u>	<u>550's</u>	<u>600's</u>	<u>650's</u>	<u>700's</u>	<u>750's</u>	<u>800's</u>
				1	8	7	2		

**Ave of Game 1** 214.72    **Ave of Game 2** 217.94    **Ave of Game 3** 223.61

High game of 298 on week 9    High series of 741 on week 9    High average of 219.65 after bowling week 19  
 Low game of 172 on week 3    Low series of 550 on week 3    Low average of 196.33 after bowling week 3

