

Sunday 9:00 AM

Classic Lanes

Lanes 1 - 16

Note: This report includes information through March 14 which is week 32 of 32

Team 13: 2 White Men & A Mexican

Name	Pins	Gms	True Average	Book Ave	High Game	High Sers	Points Won	Points Lost	%Won
Lake, Michael	18602	93	200.02	192	268	682	45.0	48.0	48.39%
Neumann, Tom	14598	81	180.22	186	244	659	34.0	47.0	41.98%
Fehlhaber, John	6021	30	200.70	205	278	685	14.0	16.0	46.67%
Lake, Adam	14524	81	179.31	192	268	712	37.0	44.0	45.68%

Team History

Week	Bowling No.	Opp. Date	Team	-1-	-2-	-3-	Total	Last Wk WON	Last Wk Lost	Points Won	Points Lost	Year-To-Date WON	Y-T-D LOST	High Game	High Sers
1	09/13/09	14	487	449	571	1507	6	10	6	10	6	10	571	1507	
2	09/20/09	12	568	561	535	1664	3	13	9	23	9	23	571	1664	
3	09/27/09	7	584	511	585	1680	6	10	15	33	15	33	585	1680	
4	10/04/09	3	504	562	573	1639	4	12	19	45	19	45	585	1680	
5	10/04/09	1	454	483	589	1526	5	11	24	56	24	56	589	1680	
6	10/11/09	9	487	505	474	1466	2	14	26	70	26	70	589	1680	
7	10/18/09	5	527	530	568	1625	7	9	33	79	33	79	589	1680	
8	10/25/09	15	596	628	648	1872	15	1	48	80	48	80	648	1872	
9	11/01/09	4	601	616	527	1744	5	11	53	91	53	91	648	1872	
10	11/08/09	16	541	636	599	1776	11	5	64	96	64	96	648	1872	
11	11/15/09	2	658	563	570	1791	12	4	76	100	76	100	658	1872	
12	11/15/09	8	530	558	497	1585	5	11	81	111	81	111	658	1872	
13	11/29/09	6	621	588	544	1753	4	12	85	123	85	123	658	1872	
14	12/06/09	10	560	483	523	1566	5	11	90	134	90	134	658	1872	
15	12/06/09	11	471	493	578	1542	5	11	95	145	95	145	658	1872	
16	12/13/09	10	634	615	612	1861	11	5	106	150	106	150	658	1872	

End of 1st part

17	12/20/09	14	595	516	521	1632	4	12	4	12	110	162	658	1872
18	12/27/09	12	521	614	497	1632	5	11	9	23	115	173	658	1872
19	01/03/10	7	657	650	599	1906	12	4	21	27	127	177	658	1906
20	01/03/09	3	637	515	502	1654	6	10	27	37	133	187	658	1906
21	01/10/10	1	584	611	602	1797	11	5	38	42	144	192	658	1906
22	01/17/10	9	607	527	512	1646	6	10	44	52	150	202	658	1906
23	01/24/10	5	499	603	565	1667	6	10	50	62	156	212	658	1906
24	01/31/10	15	570	558	604	1732	10	6	60	68	166	218	658	1906
25	01/31/10	4	532	544	487	1563	2	14	62	82	168	232	658	1906
26	02/07/10	16	564	666	628	1858	10	6	72	88	178	238	666	1906
27	02/14/10	2	643	613	677	1933	14	2	86	90	192	240	677	1933
28	02/21/10	8	580	558	565	1703	5	11	91	101	197	251	677	1933
29	02/21/10	6	644	611	568	1823	5	11	96	112	202	262	677	1933
30	02/28/10	10	638	673	523	1834	5	11	101	123	207	273	677	1933
31	03/07/10	11	533	606	555	1694	13	3	114	126	220	276	677	1933
32	03/14/10	16	628	576	552	1756	10	6	124	132	230	282	677	1933

Sunday Morning Threesome

Sunday 9:00 AM

Classic Lanes

Lanes 1 - 16

Note: This report includes information through March 14 which is week 32 of 32

Michael Lake's Bowling Record - Team 13: 2 White Men & A Mexican

Week No.	Bowling Date	Old Ave	---Average Change---			Pins	Gms	---Average Change---			High Game	High Sers	Points Won	Points Lost	%Won	
			-1-	-2-	-3-			Total	New - Old	---> +/-						
1	09/13/09	bk192	168	190	214	572	572	3	190.67	- 0.00	= 190.67	214	572	2.0	1.0	66.67%
2	09/20/09	bk192	202	203	207	612	1184	6	197.33	- 190.67	= 6.67	214	612	3.0	3.0	50.00%
3	09/27/09	bk192	215	223	196	634	1818	9	202.00	- 197.33	= 4.67	223	634	4.0	5.0	44.44%
4	10/04/09	202	213	178	186	577	2395	12	199.58	- 202.00	= -2.42	223	634	4.0	8.0	33.33%
5	10/04/09	199	141	137	217	495	2890	15	192.67	- 199.58	= -6.92	223	634	5.0	10.0	33.33%
6	10/11/09	192				0	2890	15	192.67	- 192.67	= 0.00	223	634	5.0	10.0	33.33%
7	10/18/09	192	222	215	183	620	3510	18	195.00	- 192.67	= 2.33	223	634	7.0	11.0	38.89%
8	10/25/09	195	233	268	181	682	4192	21	199.62	- 195.00	= 4.62	268	682	10.0	11.0	47.62%
9	11/01/09	199	195	205	167	567	4759	24	198.29	- 199.62	= -1.33	268	682	11.0	13.0	45.83%
10	11/08/09	198	213	179	221	613	5372	27	198.96	- 198.29	= 0.67	268	682	14.0	13.0	51.85%
11	11/15/09	198	244	225	196	665	6037	30	201.23	- 198.96	= 2.27	268	682	17.0	13.0	56.67%
12	11/15/09	201	176	215	170	561	6598	33	199.94	- 201.23	= -1.29	268	682	17.0	16.0	51.52%
13	11/29/09	199	234	204	197	635	7233	36	200.92	- 199.94	= 0.98	268	682	18.0	18.0	50.00%
14	12/06/09	200	218	202	184	604	7837	39	200.95	- 200.92	= 0.03	268	682	20.0	19.0	51.28%
15	12/06/09	200	188	176	211	575	8412	42	200.29	- 200.95	= -0.66	268	682	22.0	20.0	52.38%
16	12/13/09	200	211	210	195	616	9028	45	200.62	- 200.29	= 0.34	268	682	22.0	23.0	48.89%

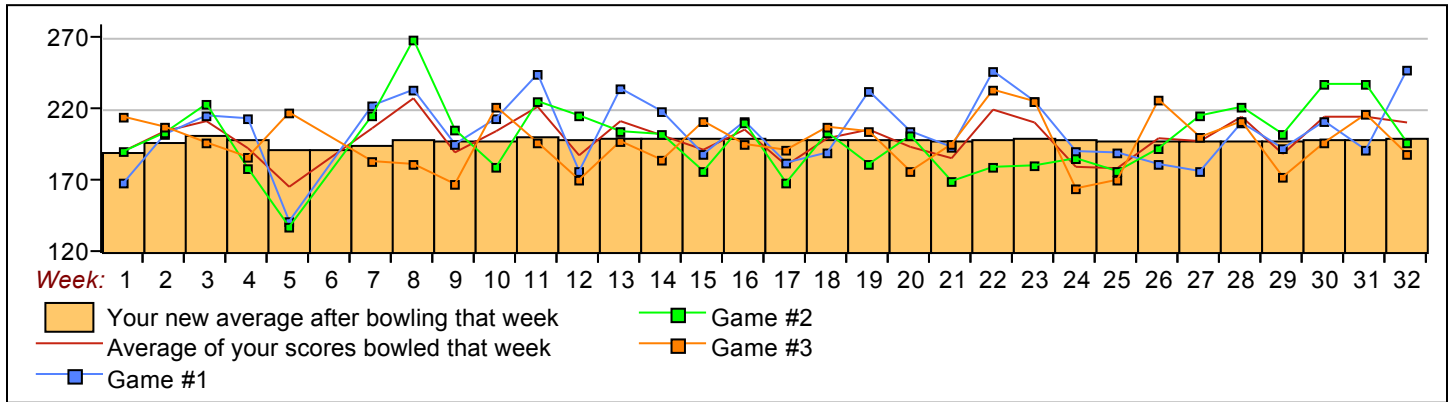
End of 1st part

17	12/20/09	200	182	168	191	541	9569	48	199.35	- 200.62	= -1.27	268	682	22.0	26.0	45.83%
18	12/27/09	199	189	203	207	599	10168	51	199.37	- 199.35	= 0.02	268	682	24.0	27.0	47.06%
19	01/03/10	199	232	181	204	617	10785	54	199.72	- 199.37	= 0.35	268	682	26.0	28.0	48.15%
20	01/03/09	199	204	201	176	581	11366	57	199.40	- 199.72	= -0.32	268	682	27.0	30.0	47.37%
21	01/10/10	199	193	169	195	557	11923	60	198.72	- 199.40	= -0.69	268	682	28.0	32.0	46.67%
22	01/17/10	198	246	179	233	658	12581	63	199.70	- 198.72	= 0.98	268	682	30.0	33.0	47.62%
23	01/24/10	199	225	180	225	630	13211	66	200.17	- 199.70	= 0.47	268	682	32.0	34.0	48.48%
24	01/31/10	200	190	185	164	539	13750	69	199.28	- 200.17	= -0.89	268	682	33.0	36.0	47.83%
25	01/31/10	199	189	176	170	535	14285	72	198.40	- 199.28	= -0.87	268	682	33.0	39.0	45.83%
26	02/07/10	198	181	192	226	599	14884	75	198.45	- 198.40	= 0.05	268	682	36.0	39.0	48.00%
27	02/14/10	198	176	215	200	591	15475	78	198.40	- 198.45	= -0.06	268	682	38.0	40.0	48.72%
28	02/21/10	198	210	221	211	642	16117	81	198.98	- 198.40	= 0.58	268	682	40.0	41.0	49.38%
29	02/21/10	198	192	202	172	566	16683	84	198.61	- 198.98	= -0.37	268	682	40.0	44.0	47.62%
30	02/28/10	198	211	237	196	644	17327	87	199.16	- 198.61	= 0.55	268	682	41.0	46.0	47.13%
31	03/07/10	199	191	237	216	644	17971	90	199.68	- 199.16	= 0.52	268	682	44.0	46.0	48.89%
32	03/14/10	199	247	196	188	631	18602	93	200.02	- 199.68	= 0.34	268	682	45.0	48.0	48.39%

<u><100</u>	<u>100's</u>	<u>125's</u>	<u>150's</u>	<u>175's</u>	<u>200's</u>	<u>225's</u>	<u>250's</u>	<u>275's</u>	<u>300's</u>
		2	8	36	33	13	1		
<u><400</u>	<u>400's</u>	<u>450's</u>	<u>500's</u>	<u>550's</u>	<u>600's</u>	<u>650's</u>	<u>700's</u>	<u>750's</u>	<u>800's</u>
		1	3	11	13	3			

Ave of Game 1 **Ave of Game 2** **Ave of Game 3**
 204.23 199.10 196.74

High game of **268** on week **8** High series of **682** on week **8** High average of **202.00** after bowling week **3**
 Low game of **137** on week **5** Low series of **495** on week **5** Low average of **190.67** after bowling week **1**



Sunday Morning Threesome

Sunday 9:00 AM

Classic Lanes

Lanes 1 - 16

Note: This report includes information through March 14 which is week 32 of 32

Tom Neumann's Bowling Record - Team 13: 2 White Men & A Mexican

Week No.	Bowling Date	Old Ave	Average Change			Pins	Gms	---Average Change---			High Game	High Sers	Points Won	Points Lost	%Won	
			-1-	-2-	-3-			Total	New - Old	---> +/-						
1	09/13/09	bk186	164	166	209	539	539	3	179.67	- 0.00	= 179.67	209	539	2.0	1.0	66.67%
2	09/20/09	bk186	190	188	166	544	1083	6	180.50	- 179.67	= 0.83	209	544	4.0	2.0	66.67%
3	09/27/09	bk186	201	153	205	559	1642	9	182.44	- 180.50	= 1.94	209	559	6.0	3.0	66.67%
4	10/04/09	182	142	204	218	564	2206	12	183.83	- 182.44	= 1.39	218	564	8.0	4.0	66.67%
5	10/04/09	183	170	195	182	547	2753	15	183.53	- 183.83	= -0.30	218	564	8.0	7.0	53.33%
6	10/11/09	183	130	145	145	420	3173	18	176.28	- 183.53	= -7.26	218	564	8.0	10.0	44.44%
7	10/18/09	176	140	180	194	514	3687	21	175.57	- 176.28	= -0.71	218	564	10.0	11.0	47.62%
8	10/25/09	175	209	160	233	602	4289	24	178.71	- 175.57	= 3.14	233	602	12.0	12.0	50.00%
9	11/01/09	178	236	214	154	604	4893	27	181.22	- 178.71	= 2.51	236	604	14.0	13.0	51.85%
10	11/08/09	181	134	200	156	490	5383	30	179.43	- 181.22	= -1.79	236	604	15.0	15.0	50.00%
11	11/15/09	179	157	116	186	459	5842	33	177.03	- 179.43	= -2.40	236	604	16.0	17.0	48.48%
12	11/15/09	177	202	162	175	539	6381	36	177.25	- 177.03	= 0.22	236	604	18.0	18.0	50.00%
13	11/29/09	177	222	213	188	623	7004	39	179.59	- 177.25	= 2.34	236	623	19.0	20.0	48.72%
14	12/06/09	179	200	149	180	529	7533	42	179.36	- 179.59	= -0.23	236	623	20.0	22.0	47.62%
15	12/06/09	179	135	167	176	478	8011	45	178.02	- 179.36	= -1.33	236	623	20.0	25.0	44.44%
16	12/13/09	178	200	159	204	563	8574	48	178.63	- 178.02	= 0.60	236	623	21.0	27.0	43.75%

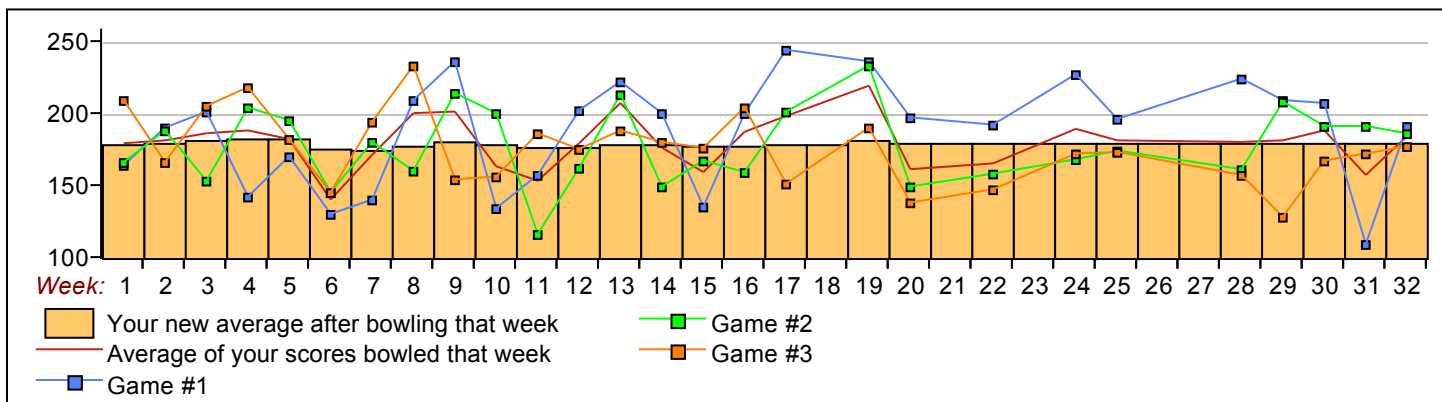
End of 1st part

17	12/20/09	178	244	201	151	596	9170	51	179.80	- 178.63	= 1.18	244	623	23.0	28.0	45.10%
18	12/27/09	179				0	9170	51	179.80	- 179.80	= 0.00	244	623	23.0	28.0	45.10%
19	01/03/10	179	236	233	190	659	9829	54	182.02	- 179.80	= 2.21	244	659	25.0	29.0	46.30%
20	01/03/09	182	197	149	138	484	10313	57	180.93	- 182.02	= -1.09	244	659	25.0	32.0	43.86%
21	01/10/10	180				0	10313	57	180.93	- 180.93	= 0.00	244	659	25.0	32.0	43.86%
22	01/17/10	180	192	158	147	497	10810	60	180.17	- 180.93	= -0.76	244	659	26.0	34.0	43.33%
23	01/24/10	180				0	10810	60	180.17	- 180.17	= 0.00	244	659	26.0	34.0	43.33%
24	01/31/10	180	227	168	172	567	11377	63	180.59	- 180.17	= 0.42	244	659	28.0	35.0	44.44%
25	01/31/10	180	196	174	173	543	11920	66	180.61	- 180.59	= 0.02	244	659	29.0	37.0	43.94%
26	02/07/10	180				0	11920	66	180.61	- 180.61	= 0.00	244	659	29.0	37.0	43.94%
27	02/14/10	180				0	11920	66	180.61	- 180.61	= 0.00	244	659	29.0	37.0	43.94%
28	02/21/10	180	224	161	157	542	12462	69	180.61	- 180.61	= 0.00	244	659	30.0	39.0	43.48%
29	02/21/10	180	209	208	128	545	13007	72	180.65	- 180.61	= 0.04	244	659	31.0	41.0	43.06%
30	02/28/10	180	207	191	167	565	13572	75	180.96	- 180.65	= 0.31	244	659	32.0	43.0	42.67%
31	03/07/10	180	109	191	172	472	14044	78	180.05	- 180.96	= -0.91	244	659	33.0	45.0	42.31%
32	03/14/10	180	191	186	177	554	14598	81	180.22	- 180.05	= 0.17	244	659	34.0	47.0	41.98%

<u><100</u>	<u>100's</u>	<u>125's</u>	<u>150's</u>	<u>175's</u>	<u>200's</u>	<u>225's</u>	<u>250's</u>	<u>275's</u>	<u>300's</u>
	2	12	22	20	19	6			
<u><400</u>	<u>400's</u>	<u>450's</u>	<u>500's</u>	<u>550's</u>	<u>600's</u>	<u>650's</u>	<u>700's</u>	<u>750's</u>	<u>800's</u>
	1	6	9	7	3	1			

Ave of Game 1 Ave of Game 2 Ave of Game 3
 187.56 177.44 175.67

High game of **244** on week **17** High series of **659** on week **19** High average of **183.83** after bowling week **4**
 Low game of **109** on week **31** Low series of **420** on week **6** Low average of **175.57** after bowling week **7**



Sunday Morning Threesome

Sunday 9:00 AM

Classic Lanes

Lanes 1 - 16

Note: This report includes information through March 14 which is week 32 of 32

John Fehlhaber's Bowling Record - Team 13: 2 White Men & A Mexican

Week No.	Bowling Date	Old Ave	Average Change			Total	Pins	Gms	---Average Change---		High Game	High Sers	Points Won	Points Lost	%Won
			-1-	-2-	-3-				New - Old	--> +/-					
1	09/13/09	bk205				0	0	0	- 0.00	= 0.00	0	0			0.00%
2	09/20/09	bk205				0	0	0	- 0.00	= 0.00	0	0			0.00%
3	09/27/09	bk205				0	0	0	- 0.00	= 0.00	0	0			0.00%
4	10/04/09	bk205				0	0	0	- 0.00	= 0.00	0	0			0.00%
5	10/04/09	bk205				0	0	0	- 0.00	= 0.00	0	0			0.00%
6	10/11/09	bk205	203	186	171	560	560	3	186.67	- 0.00	= 186.67	203	560	3.0	0.00%
7	10/18/09	bk205				0	560	3	186.67	- 186.67	= 0.00	203	560	3.0	0.00%
8	10/25/09	bk205				0	560	3	186.67	- 186.67	= 0.00	203	560	3.0	0.00%
9	11/01/09	bk205	170	197	206	573	1133	6	188.83	- 186.67	= 2.17	206	573	6.0	0.00%
10	11/08/09	bk205				0	1133	6	188.83	- 188.83	= 0.00	206	573	6.0	0.00%
11	11/15/09	bk205				0	1133	6	188.83	- 188.83	= 0.00	206	573	6.0	0.00%
12	11/15/09	bk205				0	1133	6	188.83	- 188.83	= 0.00	206	573	6.0	0.00%
13	11/29/09	bk205				0	1133	6	188.83	- 188.83	= 0.00	206	573	6.0	0.00%
14	12/06/09	bk205				0	1133	6	188.83	- 188.83	= 0.00	206	573	6.0	0.00%
15	12/06/09	bk205				0	1133	6	188.83	- 188.83	= 0.00	206	573	6.0	0.00%
16	12/13/09	bk205				0	1133	6	188.83	- 188.83	= 0.00	206	573	6.0	0.00%

End of 1st part

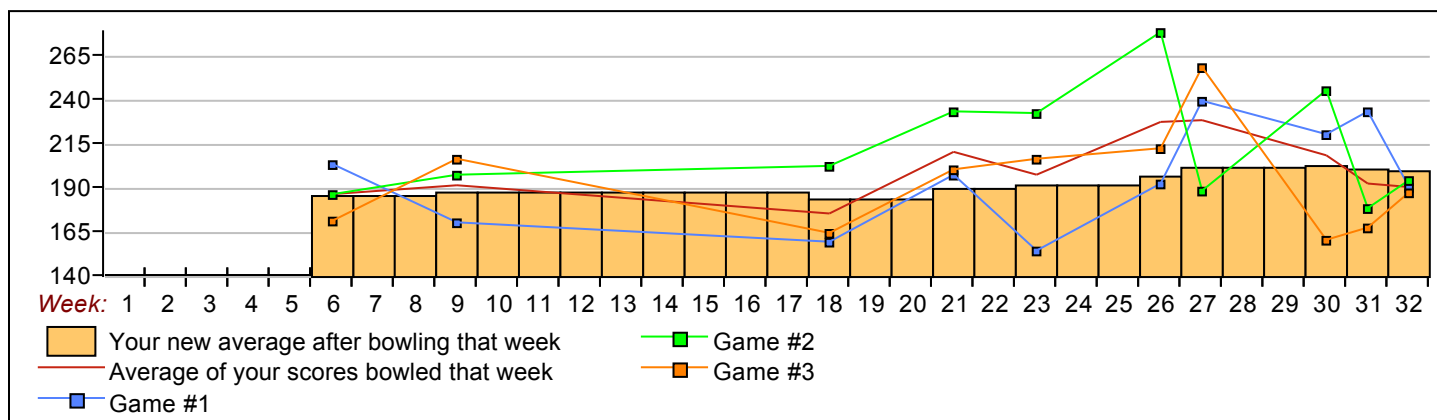
17	12/20/09	bk205				0	1133	6	188.83	- 188.83	= 0.00	206	573	6.0	0.00%	
18	12/27/09	bk205	159	202	164	525	1658	9	184.22	- 188.83	= -4.61	206	573	9.0	0.00%	
19	01/03/10	184				0	1658	9	184.22	- 184.22	= 0.00	206	573	9.0	0.00%	
20	01/03/09	184				0	1658	9	184.22	- 184.22	= 0.00	206	573	9.0	0.00%	
21	01/10/10	184	197	233	200	630	2288	12	190.67	- 184.22	= 6.44	233	630	2.0	10.0	16.67%
22	01/17/10	190				0	2288	12	190.67	- 190.67	= 0.00	233	630	2.0	10.0	16.67%
23	01/24/10	190	154	232	206	592	2880	15	192.00	- 190.67	= 1.33	233	630	4.0	11.0	26.67%
24	01/31/10	192				0	2880	15	192.00	- 192.00	= 0.00	233	630	4.0	11.0	26.67%
25	01/31/10	192				0	2880	15	192.00	- 192.00	= 0.00	233	630	4.0	11.0	26.67%
26	02/07/10	192	192	278	212	682	3562	18	197.89	- 192.00	= 5.89	278	682	6.0	12.0	33.33%
27	02/14/10	197	239	188	258	685	4247	21	202.24	- 197.89	= 4.35	278	685	8.0	13.0	38.10%
28	02/21/10	202				0	4247	21	202.24	- 202.24	= 0.00	278	685	8.0	13.0	38.10%
29	02/21/10	202				0	4247	21	202.24	- 202.24	= 0.00	278	685	8.0	13.0	38.10%
30	02/28/10	202	220	245	160	625	4872	24	203.00	- 202.24	= 0.76	278	685	9.0	15.0	37.50%
31	03/07/10	203	233	178	167	578	5450	27	201.85	- 203.00	= -1.15	278	685	11.0	16.0	40.74%
32	03/14/10	201	190	194	187	571	6021	30	200.70	- 201.85	= -1.15	278	685	14.0	16.0	46.67%

<100	100's	125's	150's	175's	200's	225's	250's	275's	300's
			7	9	7	5	1	1	
<400	400's	450's	500's	550's	600's	650's	700's	750's	800's
			1	5	2	2			

Ave of Game 1 Ave of Game 2 Ave of Game 3

195.70 213.30 193.10

High game of 278 on week 26 High series of 685 on week 27 High average of 203.00 after bowling week 30
 Low game of 154 on week 23 Low series of 525 on week 18 Low average of 184.22 after bowling week 18



Sunday Morning Threesome

Sunday 9:00 AM

Classic Lanes

Lanes 1 - 16

Note: This report includes information through March 14 which is week 32 of 32

Adam Lake's Bowling Record - Team 13: 2 White Men & A Mexican

Week No.	Bowling Date	Old Ave	---Average Change---			Pins	Gms	---Average Change---			High Game	High Sers	Points Won	Points Lost	%Won		
			-1-	-2-	-3-			Total	New - Old	---> +/-							
1	09/13/09 bk192	155	93	148	396	396	3	132.00	-	0.00	= 132.00	155	396	3.0	0.00%		
2	09/20/09 bk192	176	170	162	508	904	6	150.67	-	132.00	= 18.67	176	508	6.0	0.00%		
3	09/27/09 bk192	168	135	184	487	1391	9	154.56	-	150.67	= 3.89	184	508	1.0	8.0	11.11%	
4	10/04/09	154	149	180	169	498	1889	12	157.42	-	154.56	= 2.86	184	508	1.0	11.0	8.33%
5	10/04/09	157	143	151	190	484	2373	15	158.20	-	157.42	= 0.78	190	508	3.0	12.0	20.00%
6	10/11/09	158	154	174	158	486	2859	18	158.83	-	158.20	= 0.63	190	508	5.0	13.0	27.78%
7	10/18/09	158	165	135	191	491	3350	21	159.52	-	158.83	= 0.69	191	508	6.0	15.0	28.57%
8	10/25/09	159	154	200	234	588	3938	24	164.08	-	159.52	= 4.56	234	588	9.0	15.0	37.50%
9	11/01/09	164				0	3938	24	164.08	-	164.08	= 0.00	234	588	9.0	15.0	37.50%
10	11/08/09	164	194	257	222	673	4611	27	170.78	-	164.08	= 6.69	257	673	11.0	16.0	40.74%
11	11/15/09	170	257	222	188	667	5278	30	175.93	-	170.78	= 5.16	257	673	14.0	16.0	46.67%
12	11/15/09	175	152	181	152	485	5763	33	174.64	-	175.93	= -1.30	257	673	15.0	18.0	45.45%
13	11/29/09	174	165	171	159	495	6258	36	173.83	-	174.64	= -0.80	257	673	15.0	21.0	41.67%
14	12/06/09	173	142	132	159	433	6691	39	171.56	-	173.83	= -2.27	257	673	15.0	24.0	38.46%
15	12/06/09	171	148	150	191	489	7180	42	170.95	-	171.56	= -0.61	257	673	16.0	26.0	38.10%
16	12/13/09	170				0	7180	42	170.95	-	170.95	= 0.00	257	673	16.0	26.0	38.10%

End of 1st part

17	12/20/09	170	169	147	179	495	7675	45	170.56	-	170.95	= -0.40	257	673	16.0	29.0	35.56%
18	12/27/09	170	173	209	126	508	8183	48	170.48	-	170.56	= -0.08	257	673	17.0	31.0	35.42%
19	01/03/10	170	189	236	205	630	8813	51	172.80	-	170.48	= 2.32	257	673	20.0	31.0	39.22%
20	01/03/09	172	236	165	188	589	9402	54	174.11	-	172.80	= 1.31	257	673	23.0	31.0	42.59%
21	01/10/10	174	194	209	207	610	10012	57	175.65	-	174.11	= 1.54	257	673	26.0	31.0	45.61%
22	01/17/10	175	169	190	132	491	10503	60	175.05	-	175.65	= -0.60	257	673	27.0	33.0	45.00%
23	01/24/10	175	120	191	134	445	10948	63	173.78	-	175.05	= -1.27	257	673	27.0	36.0	42.86%
24	01/31/10	173	153	205	268	626	11574	66	175.36	-	173.78	= 1.59	268	673	29.0	37.0	43.94%
25	01/31/10	175	147	194	144	485	12059	69	174.77	-	175.36	= -0.60	268	673	30.0	39.0	43.48%
26	02/07/10	174	191	196	190	577	12636	72	175.50	-	174.77	= 0.73	268	673	30.0	42.0	41.67%
27	02/14/10	175	228	210	219	657	13293	75	177.24	-	175.50	= 1.74	268	673	33.0	42.0	44.00%
28	02/21/10	177	146	176	197	519	13812	78	177.08	-	177.24	= -0.16	268	673	35.0	43.0	44.87%
29	02/21/10	177	243	201	268	712	14524	81	179.31	-	177.08	= 2.23	268	712	37.0	44.0	45.68%
30	02/28/10	179				0	14524	81	179.31	-	179.31	= 0.00	268	712	37.0	44.0	45.68%
31	03/07/10	179				0	14524	81	179.31	-	179.31	= 0.00	268	712	37.0	44.0	45.68%
32	03/14/10	179				0	14524	81	179.31	-	179.31	= 0.00	268	712	37.0	44.0	45.68%

<100	100's	125's	150's	175's	200's	225's	250's	275's	300's
1	1	15	23	21	11	5	4		
<400	400's	450's	500's	550's	600's	650's	700's	750's	800's
1	2	11	3	3	3	3	1		

Ave of Game 1 173.33 **Ave of Game 2** 180.74 **Ave of Game 3** 183.85

High game of 268 on week 24 High series of 712 on week 29 High average of 179.31 after bowling week 29
 Low game of 93 on week 1 Low series of 396 on week 1 Low average of 132.00 after bowling week 1

