

Sunday 9:00 AM

Classic Lanes

Lanes 1 - 16

Note: This report includes information through March 14 which is week 32 of 32

Team 15: 2 Pollacks & A Wop

Name	Pins	Gms	True Average	Book Ave	High Game	High Sers	Points Won	Points Lost	%Won
Rink, James	16893	84	201.11	207	287	762	49.0	35.0	58.33%
Safka, Rick	12224	66	185.21		244	685	29.5	36.5	44.70%
Safka, Bob	18278	90	203.09	199	278	763	47.5	42.5	52.78%
Leonard, Craig	3557	18	197.61	196	267	759	9.0	9.0	50.00%

Team History

Week	Bowling No.	Opp. Date	Opp. Team	-1-	-2-	-3-	Total	Last Wk WON	Last Wk Lost	Points Won	Points Lost	Year-To-Date WON	Y-T-D LOST	High Game	High Sers
1	09/13/09	16	582	526	462	1570	2	14	2	14	2	14	582	1570	
2	09/20/09	6	546	633	532	1711	5	11	7	25	7	25	633	1711	
3	09/27/09	10	654	689	662	2005	13½	2½	20½	27½	20½	27½	689	2005	
4	10/04/09	2	571	659	551	1781	12	4	32½	31½	32½	31½	689	2005	
5	10/04/09	4	532	578	525	1635	8	8	40½	39½	40½	39½	689	2005	
6	10/11/09	8	588	593	510	1691	9	7	49½	46½	49½	46½	689	2005	
7	10/18/09	11	589	677	601	1867	14½	1½	64	48	64	48	689	2005	
8	10/25/09	13	551	564	572	1687	1	15	65	63	65	63	689	2005	
9	11/01/09	3	534	513	598	1645	9	7	74	70	74	70	689	2005	
10	11/08/09	7	623	577	541	1741	6	10	80	80	80	80	689	2005	
11	11/15/09	5	503	544	459	1506	2½	13½	82½	93½	82½	93½	689	2005	
12	11/15/09	9	579	542	479	1600	12	4	94½	97½	94½	97½	689	2005	
13	11/29/09	1	595	565	605	1765	10	6	104½	103½	104½	103½	689	2005	
14	12/06/09	14	709	604	613	1926	14	2	118½	105½	118½	105½	709	2005	
15	12/06/09	12	546	645	648	1839	10	6	128½	111½	128½	111½	709	2005	
16	12/13/09	11	646	490	578	1714	4	12	132½	123½	132½	123½	709	2005	

End of 1st part

17	12/20/09	16	778	604	637	2019	13	3	13	3	145½	126½	778	2019
18	12/27/09	6	710	587	545	1842	10	6	23	9	155½	132½	778	2019
19	01/03/10	10	722	727	685	2134	14	2	37	11	169½	134½	778	2134
20	01/03/09	2	608	562	650	1820	12	4	49	15	181½	138½	778	2134
21	01/10/10	4	598	631	684	1913	12	4	61	19	193½	142½	778	2134
22	01/17/10	8	652	587	606	1845	10	6	71	25	203½	148½	778	2134
23	01/24/10	11	635	524	668	1827	10	6	81	31	213½	154½	778	2134
24	01/31/10	13	676	557	551	1784	6	10	87	41	219½	164½	778	2134
25	01/31/10	3	585	594	580	1759	11	5	98	46	230½	169½	778	2134
26	02/07/10	7	580	554	514	1648	7	9	105	55	237½	178½	778	2134
27	02/14/10	5	532	512	554	1598	4	12	109	67	241½	190½	778	2134
28	02/21/10	9	640	598	612	1850	9	7	118	74	250½	197½	778	2134
29	02/21/10	1	708	539	577	1824	11½	4½	129½	78½	262	202	778	2134
30	02/28/10	14	599	584	629	1812	3	13	132½	91½	265	215	778	2134
31	03/07/10	12	509	549	578	1636	2	14	134½	105½	267	229	778	2134
32	03/14/10	6	589	641	603	1833	11	5	145½	110½	278	234	778	2134

Sunday Morning Threesome

Sunday 9:00 AM

Classic Lanes

Lanes 1 - 16

Note: This report includes information through March 14 which is week 32 of 32

James Rink's Bowling Record - Team 15: 2 Pollacks & A Wop

Week No.	Bowling Date	Old Ave	---Average Change---			Pins	Gms	---Average Change---			High Game	High Sers	Points Won	Points Lost	%Won	
			-1-	-2-	-3-			New - Old	---> +/-							
1	09/13/09	bk207	189	165	153	507	507	3	169.00	- 0.00	= 169.00	189	507		3.0	0.00%
2	09/20/09	bk207	170	188	191	549	1056	6	176.00	- 169.00	= 7.00	191	549	1.0	5.0	16.67%
3	09/27/09	bk207	196	207	202	605	1661	9	184.56	- 176.00	= 8.56	207	605	1.5	7.5	16.67%
4	10/04/09	184	135	174	147	456	2117	12	176.42	- 184.56	= -8.14	207	605	1.5	10.5	12.50%
5	10/04/09	176	159	226	191	576	2693	15	179.53	- 176.42	= 3.12	226	605	3.5	11.5	23.33%
6	10/11/09	179	176	184	156	516	3209	18	178.28	- 179.53	= -1.26	226	605	5.5	12.5	30.56%
7	10/18/09	178	212	229	181	622	3831	21	182.43	- 178.28	= 4.15	229	622	8.5	12.5	40.48%
8	10/25/09	182				0	3831	21	182.43	- 182.43	= 0.00	229	622	8.5	12.5	40.48%
9	11/01/09	182	200	223	207	630	4461	24	185.88	- 182.43	= 3.45	229	630	11.5	12.5	47.92%
10	11/08/09	185	186	208	172	566	5027	27	186.19	- 185.88	= 0.31	229	630	13.5	13.5	50.00%
11	11/15/09	186	164	181	163	508	5535	30	184.50	- 186.19	= -1.69	229	630	15.0	15.0	50.00%
12	11/15/09	184	210	140	157	507	6042	33	183.09	- 184.50	= -1.41	229	630	16.0	17.0	48.48%
13	11/29/09	183	233	216	218	667	6709	36	186.36	- 183.09	= 3.27	233	667	18.0	18.0	50.00%
14	12/06/09	186	279	217	237	733	7442	39	190.82	- 186.36	= 4.46	279	733	21.0	18.0	53.85%
15	12/06/09	190	200	233	245	678	8120	42	193.33	- 190.82	= 2.51	279	733	24.0	18.0	57.14%
16	12/13/09	193	279	169	170	618	8738	45	194.18	- 193.33	= 0.84	279	733	25.0	20.0	55.56%

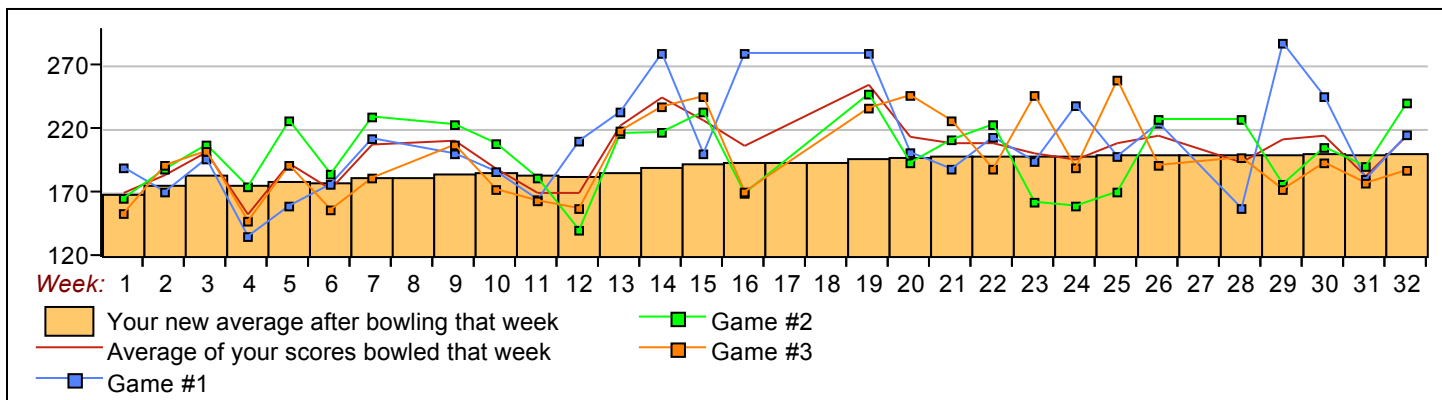
End of 1st part

17	12/20/09	194				0	8738	45	194.18	- 194.18	= 0.00	279	733	25.0	20.0	55.56%
18	12/27/09	194				0	8738	45	194.18	- 194.18	= 0.00	279	733	25.0	20.0	55.56%
19	01/03/10	194	279	247	236	762	9500	48	197.92	- 194.18	= 3.74	279	762	28.0	20.0	58.33%
20	01/03/09	197	201	193	246	640	10140	51	198.82	- 197.92	= 0.91	279	762	30.0	21.0	58.82%
21	01/10/10	198	188	211	226	625	10765	54	199.35	- 198.82	= 0.53	279	762	32.0	22.0	59.26%
22	01/17/10	199	213	223	188	624	11389	57	199.81	- 199.35	= 0.46	279	762	35.0	22.0	61.40%
23	01/24/10	199	194	162	246	602	11991	60	199.85	- 199.81	= 0.04	279	762	36.0	24.0	60.00%
24	01/31/10	199	238	159	189	586	12577	63	199.63	- 199.85	= -0.22	279	762	38.0	25.0	60.32%
25	01/31/10	199	198	170	258	626	13203	66	200.05	- 199.63	= 0.41	279	762	39.0	27.0	59.09%
26	02/07/10	200	224	227	191	642	13845	69	200.65	- 200.05	= 0.61	279	762	42.0	27.0	60.87%
27	02/14/10	200				0	13845	69	200.65	- 200.65	= 0.00	279	762	42.0	27.0	60.87%
28	02/21/10	200	157	227	197	581	14426	72	200.36	- 200.65	= -0.29	279	762	43.0	29.0	59.72%
29	02/21/10	200	287	176	172	635	15061	75	200.81	- 200.36	= 0.45	287	762	45.0	30.0	60.00%
30	02/28/10	200	245	205	193	643	15704	78	201.33	- 200.81	= 0.52	287	762	47.0	31.0	60.26%
31	03/07/10	201	180	190	177	547	16251	81	200.63	- 201.33	= -0.70	287	762	47.0	34.0	58.02%
32	03/14/10	200	215	240	187	642	16893	84	201.11	- 200.63	= 0.48	287	762	49.0	35.0	58.33%

<100	100's	125's	150's	175's	200's	225's	250's	275's	300's
		3	17	24	19	16	1	4	
<400	400's	450's	500's	550's	600's	650's	700's	750's	800's
		1	6	4	13	2	1	1	

<u>Ave of Game 1</u>	<u>Ave of Game 2</u>	<u>Ave of Game 3</u>
207.39	199.64	196.29

High game of 287 on week 29 High series of 762 on week 19 High average of 201.33 after bowling week 30
 Low game of 135 on week 4 Low series of 456 on week 4 Low average of 169.00 after bowling week 1



Sunday Morning Threesome

Sunday 9:00 AM

Classic Lanes

Lanes 1 - 16

Note: This report includes information through March 14 which is week 32 of 32

Rick Safka's Bowling Record - Team 15: 2 Pollacks & A Wop

Week No.	Bowling Date	Old Ave	-			Total	Pins	Gms	---Average Change---		High Game	High Sers	Points Won	Points Lost	%Won	
			-1-	-2-	-3-				New - Old	--> +/-						
1	09/13/09	0				0	0	0	- 0.00	= 0.00	0	0			0.00%	
2	09/20/09	0				0	0	0	- 0.00	= 0.00	0	0			0.00%	
3	09/27/09	0				0	0	0	- 0.00	= 0.00	0	0			0.00%	
4	10/04/09	0				0	0	0	- 0.00	= 0.00	0	0			0.00%	
5	10/04/09	0				0	0	0	- 0.00	= 0.00	0	0			0.00%	
6	10/11/09	0				0	0	0	- 0.00	= 0.00	0	0			0.00%	
7	10/18/09	0				0	0	0	- 0.00	= 0.00	0	0			0.00%	
8	10/25/09	0				0	0	0	- 0.00	= 0.00	0	0			0.00%	
9	11/01/09	0				0	0	0	- 0.00	= 0.00	0	0			0.00%	
10	11/08/09	0				0	0	0	- 0.00	= 0.00	0	0			0.00%	
11	11/15/09	156	136	181	152	469	469	3	156.33	- 0.00	= 156.33	181	469	3.0	0.00%	
12	11/15/09	156	165	168	146	479	948	6	158.00	- 156.33	= 1.67	181	479	1.0	5.0	16.67%
13	11/29/09	156	143	161	181	485	1433	9	159.22	- 158.00	= 1.22	181	485	2.0	7.0	22.22%
14	12/06/09	159	222	188	189	599	2032	12	169.33	- 159.22	= 10.11	222	599	5.0	7.0	41.67%
15	12/06/09	169	169	167	195	531	2563	15	170.87	- 169.33	= 1.53	222	599	6.0	9.0	40.00%
16	12/13/09	170	181	174	178	533	3096	18	172.00	- 170.87	= 1.13	222	599	7.0	11.0	38.89%

End of 1st part

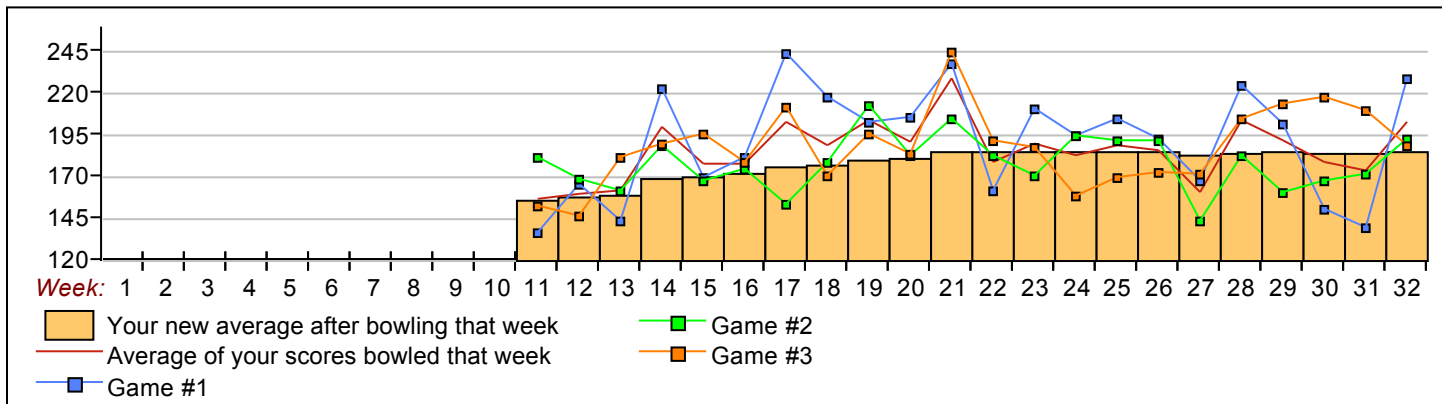
17	12/20/09	172	243	153	211	607	3703	21	176.33	- 172.00	= 4.33	243	607	8.0	13.0	38.10%
18	12/27/09	176	217	178	170	565	4268	24	177.83	- 176.33	= 1.50	243	607	9.0	15.0	37.50%
19	01/03/10	177	202	212	195	609	4877	27	180.63	- 177.83	= 2.80	243	609	11.0	16.0	40.74%
20	01/03/09	180	205	182	183	570	5447	30	181.57	- 180.63	= 0.94	243	609	13.0	17.0	43.33%
21	01/10/10	181	237	204	244	685	6132	33	185.82	- 181.57	= 4.25	244	685	16.0	17.0	48.48%
22	01/17/10	185	161	182	191	534	6666	36	185.17	- 185.82	= -0.65	244	685	17.0	19.0	47.22%
23	01/24/10	185	210	170	187	567	7233	39	185.46	- 185.17	= 0.29	244	685	19.0	20.0	48.72%
24	01/31/10	185	194	194	158	546	7779	42	185.21	- 185.46	= -0.25	244	685	20.0	22.0	47.62%
25	01/31/10	185	204	191	169	564	8343	45	185.40	- 185.21	= 0.19	244	685	21.0	24.0	46.67%
26	02/07/10	185	192	191	172	555	8898	48	185.38	- 185.40	= -0.03	244	685	23.0	25.0	47.92%
27	02/14/10	185	167	143	171	481	9379	51	183.90	- 185.38	= -1.47	244	685	23.0	28.0	45.10%
28	02/21/10	183	224	182	204	610	9989	54	184.98	- 183.90	= 1.08	244	685	23.0	31.0	42.59%
29	02/21/10	184	201	160	213	574	10563	57	185.32	- 184.98	= 0.33	244	685	25.5	31.5	44.74%
30	02/28/10	185	150	167	217	534	11097	60	184.95	- 185.32	= -0.37	244	685	26.5	33.5	44.17%
31	03/07/10	184	139	171	209	519	11616	63	184.38	- 184.95	= -0.57	244	685	27.5	35.5	43.65%
32	03/14/10	184	228	192	188	608	12224	66	185.21	- 184.38	= 0.83	244	685	29.5	36.5	44.70%

<u><100</u>	<u>100's</u>	<u>125's</u>	<u>150's</u>	<u>175's</u>	<u>200's</u>	<u>225's</u>	<u>250's</u>	<u>275's</u>	<u>300's</u>
		5	20	22	15	4			
<u><400</u>	<u>400's</u>	<u>450's</u>	<u>500's</u>	<u>550's</u>	<u>600's</u>	<u>650's</u>	<u>700's</u>	<u>750's</u>	<u>800's</u>
		4	6	7	4	1			

Ave of Game 1
Ave of Game 2
Ave of Game 3

190.45
177.77
187.41

High game of **244** on week **21** High series of **685** on week **21** High average of **185.82** after bowling week **21**
 Low game of **136** on week **11** Low series of **469** on week **11** Low average of **156.33** after bowling week **11**



Sunday Morning Threesome

Sunday 9:00 AM

Classic Lanes

Lanes 1 - 16

Note: This report includes information through March 14 which is week 32 of 32

Bob Safka's Bowling Record - Team 15: 2 Pollacks & A Wop

Week No.	Bowling Date	Old Ave	---Average Change---			Pins	Gms	---Average Change---			High Game	High Sers	Points Won	Points Lost	%Won	
			-1-	-2-	-3-			Total	New - Old	---> +/-						
1	09/13/09	bk199	202	194	145	541	541	3	180.33	- 0.00	= 180.33	202	541	2.0	1.0	66.67%
2	09/20/09	bk199				0	541	3	180.33	- 180.33	= 0.00	202	541	2.0	1.0	66.67%
3	09/27/09	bk199	243	248	258	749	1290	6	215.00	- 180.33	= 34.67	258	749	5.0	1.0	83.33%
4	10/04/09	bk199	203	218	145	566	1856	9	206.22	- 215.00	= -8.78	258	749	7.0	2.0	77.78%
5	10/04/09	206	193	201	169	563	2419	12	201.58	- 206.22	= -4.64	258	749	8.0	4.0	66.67%
6	10/11/09	201	233	213	180	626	3045	15	203.00	- 201.58	= 1.42	258	749	10.0	5.0	66.67%
7	10/18/09	203	183	236	211	630	3675	18	204.17	- 203.00	= 1.17	258	749	12.5	5.5	69.44%
8	10/25/09	204	224	188	179	591	4266	21	203.14	- 204.17	= -1.02	258	749	12.5	8.5	59.52%
9	11/01/09	203	154	159	186	499	4765	24	198.54	- 203.14	= -4.60	258	749	13.5	10.5	56.25%
10	11/08/09	198				0	4765	24	198.54	- 198.54	= 0.00	258	749	13.5	10.5	56.25%
11	11/15/09	198	203	182	144	529	5294	27	196.07	- 198.54	= -2.47	258	749	14.5	12.5	53.70%
12	11/15/09	196	204	234	176	614	5908	30	196.93	- 196.07	= 0.86	258	749	17.5	12.5	58.33%
13	11/29/09	196	219	188	206	613	6521	33	197.61	- 196.93	= 0.67	258	749	19.5	13.5	59.09%
14	12/06/09	197	208	199	187	594	7115	36	197.64	- 197.61	= 0.03	258	749	20.5	15.5	56.94%
15	12/06/09	197	177	245	208	630	7745	39	198.59	- 197.64	= 0.95	258	749	21.5	17.5	55.13%
16	12/13/09	198	186	147	230	563	8308	42	197.81	- 198.59	= -0.78	258	749	21.5	20.5	51.19%

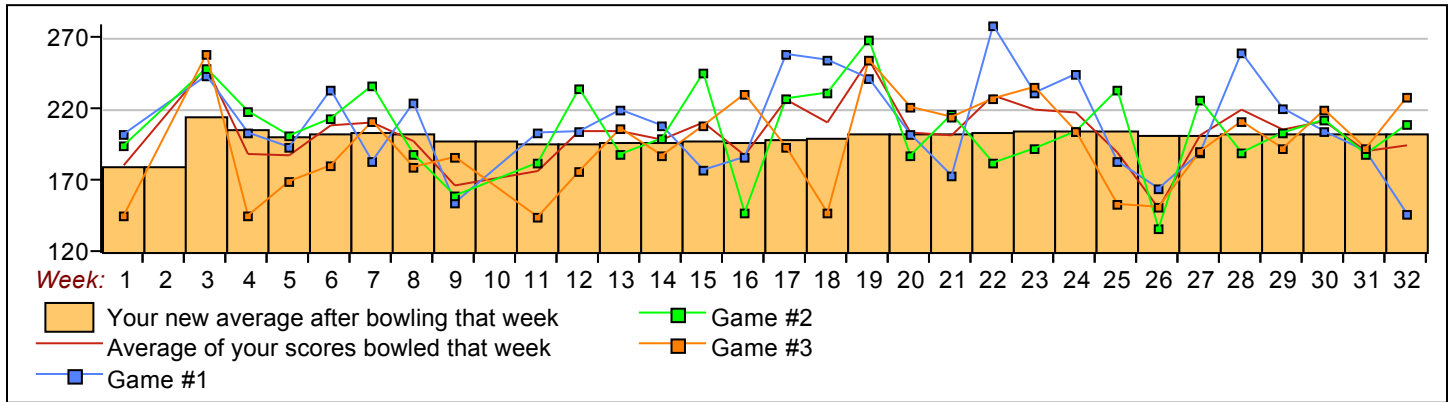
End of 1st part

17	12/20/09	197	258	227	193	678	8986	45	199.69	- 197.81	= 1.88	258	749	23.5	21.5	52.22%
18	12/27/09	199	254	231	147	632	9618	48	200.38	- 199.69	= 0.69	258	749	25.5	22.5	53.13%
19	01/03/10	200	241	268	254	763	10381	51	203.55	- 200.38	= 3.17	268	763	27.5	23.5	53.92%
20	01/03/09	203	202	187	221	610	10991	54	203.54	- 203.55	= -0.01	268	763	30.5	23.5	56.48%
21	01/10/10	203	173	216	214	603	11594	57	203.40	- 203.54	= -0.13	268	763	32.5	24.5	57.02%
22	01/17/10	203	278	182	227	687	12281	60	204.68	- 203.40	= 1.28	278	763	33.5	26.5	55.83%
23	01/24/10	204	231	192	235	658	12939	63	205.38	- 204.68	= 0.70	278	763	35.5	27.5	56.35%
24	01/31/10	205	244	204	204	652	13591	66	205.92	- 205.38	= 0.54	278	763	36.5	29.5	55.30%
25	01/31/10	205	183	233	153	569	14160	69	205.22	- 205.92	= -0.71	278	763	38.5	30.5	55.80%
26	02/07/10	205	164	136	151	451	14611	72	202.93	- 205.22	= -2.29	278	763	38.5	33.5	53.47%
27	02/14/10	202	189	226	190	605	15216	75	202.88	- 202.93	= -0.05	278	763	39.5	35.5	52.67%
28	02/21/10	202	259	189	211	659	15875	78	203.53	- 202.88	= 0.65	278	763	42.5	35.5	54.49%
29	02/21/10	203	220	203	192	615	16490	81	203.58	- 203.53	= 0.05	278	763	44.5	36.5	54.94%
30	02/28/10	203	204	212	219	635	17125	84	203.87	- 203.58	= 0.29	278	763	44.5	39.5	52.98%
31	03/07/10	203	190	188	192	570	17695	87	203.39	- 203.87	= -0.48	278	763	45.5	41.5	52.30%
32	03/14/10	203	146	209	228	583	18278	90	203.09	- 203.39	= -0.30	278	763	47.5	42.5	52.78%

<u><100</u>	<u>100's</u>	<u>125's</u>	<u>150's</u>	<u>175's</u>	<u>200's</u>	<u>225's</u>	<u>250's</u>	<u>275's</u>	<u>300's</u>
		7	7	26	26	17	6	1	
<u><400</u>	<u>400's</u>	<u>450's</u>	<u>500's</u>	<u>550's</u>	<u>600's</u>	<u>650's</u>	<u>700's</u>	<u>750's</u>	<u>800's</u>
		2	2	8	11	5	1	1	

Ave of Game 1 Ave of Game 2 Ave of Game 3
 208.93 205.17 195.17

High game of **278** on week **22** High series of **763** on week **19** High average of **215.00** after bowling week **3**
 Low game of **136** on week **26** Low series of **451** on week **26** Low average of **180.33** after bowling week **1**



Sunday Morning Threesome

Sunday 9:00 AM

Classic Lanes

Lanes 1 - 16

Note: This report includes information through March 14 which is week 32 of 32

Craig Leonard's Bowling Record - Team 15: 2 Pollacks & A Wop

Week	Bowling No.	Old Date	Old Ave	---Average Change---			Pins	Gms	---Average Change---			High Game	High Sers	Points Won	Points Lost	%Won	
				-1-	-2-	-3-			Total	New - Old	--> +/-						
1	09/13/09	bk196	191	167	164	522	522	3	174.00	-	0.00	= 174.00	191	522		3.0	0.00%
2	09/20/09	bk196	195	218	148	561	1083	6	180.50	-	174.00	= 6.50	218	561		6.0	0.00%
3	09/27/09	bk196	215	234	202	651	1734	9	192.67	-	180.50	= 12.17	234	651	3.0	6.0	33.33%
4	10/04/09	192	233	267	259	759	2493	12	207.75	-	192.67	= 15.08	267	759	6.0	6.0	50.00%
5	10/04/09	207	180	151	165	496	2989	15	199.27	-	207.75	= -8.48	267	759	8.0	7.0	53.33%
6	10/11/09	199				0	2989	15	199.27	-	199.27	= 0.00	267	759	8.0	7.0	53.33%
7	10/18/09	199				0	2989	15	199.27	-	199.27	= 0.00	267	759	8.0	7.0	53.33%
8	10/25/09	199	174	191	203	568	3557	18	197.61	-	199.27	= -1.66	267	759	9.0	9.0	50.00%
9	11/01/09	197				0	3557	18	197.61	-	197.61	= 0.00	267	759	9.0	9.0	50.00%
10	11/08/09	197				0	3557	18	197.61	-	197.61	= 0.00	267	759	9.0	9.0	50.00%
11	11/15/09	197				0	3557	18	197.61	-	197.61	= 0.00	267	759	9.0	9.0	50.00%
12	11/15/09	197				0	3557	18	197.61	-	197.61	= 0.00	267	759	9.0	9.0	50.00%
13	11/29/09	197				0	3557	18	197.61	-	197.61	= 0.00	267	759	9.0	9.0	50.00%
14	12/06/09	197				0	3557	18	197.61	-	197.61	= 0.00	267	759	9.0	9.0	50.00%
15	12/06/09	197				0	3557	18	197.61	-	197.61	= 0.00	267	759	9.0	9.0	50.00%
16	12/13/09	197				0	3557	18	197.61	-	197.61	= 0.00	267	759	9.0	9.0	50.00%

End of 1st part

17	12/20/09	197				0	3557	18	197.61	-	197.61	= 0.00	267	759	9.0	9.0	50.00%
18	12/27/09	197				0	3557	18	197.61	-	197.61	= 0.00	267	759	9.0	9.0	50.00%
19	01/03/10	197				0	3557	18	197.61	-	197.61	= 0.00	267	759	9.0	9.0	50.00%
20	01/03/09	197				0	3557	18	197.61	-	197.61	= 0.00	267	759	9.0	9.0	50.00%
21	01/10/10	197				0	3557	18	197.61	-	197.61	= 0.00	267	759	9.0	9.0	50.00%
22	01/17/10	197				0	3557	18	197.61	-	197.61	= 0.00	267	759	9.0	9.0	50.00%
23	01/24/10	197				0	3557	18	197.61	-	197.61	= 0.00	267	759	9.0	9.0	50.00%
24	01/31/10	197				0	3557	18	197.61	-	197.61	= 0.00	267	759	9.0	9.0	50.00%
25	01/31/10	197				0	3557	18	197.61	-	197.61	= 0.00	267	759	9.0	9.0	50.00%
26	02/07/10	197				0	3557	18	197.61	-	197.61	= 0.00	267	759	9.0	9.0	50.00%
27	02/14/10	197				0	3557	18	197.61	-	197.61	= 0.00	267	759	9.0	9.0	50.00%
28	02/21/10	197				0	3557	18	197.61	-	197.61	= 0.00	267	759	9.0	9.0	50.00%
29	02/21/10	197				0	3557	18	197.61	-	197.61	= 0.00	267	759	9.0	9.0	50.00%
30	02/28/10	197				0	3557	18	197.61	-	197.61	= 0.00	267	759	9.0	9.0	50.00%
31	03/07/10	197				0	3557	18	197.61	-	197.61	= 0.00	267	759	9.0	9.0	50.00%
32	03/14/10	197				0	3557	18	197.61	-	197.61	= 0.00	267	759	9.0	9.0	50.00%

<u><100</u>	<u>100's</u>	<u>125's</u>	<u>150's</u>	<u>175's</u>	<u>200's</u>	<u>225's</u>	<u>250's</u>	<u>275's</u>	<u>300's</u>
		1	5	4	4	2	2		
<u><400</u>	<u>400's</u>	<u>450's</u>	<u>500's</u>	<u>550's</u>	<u>600's</u>	<u>650's</u>	<u>700's</u>	<u>750's</u>	<u>800's</u>
		1	1	2		1		1	

Ave of Game 1 Ave of Game 2 Ave of Game 3

198.00 204.67 190.17

High game of **267** on week **4** High series of **759** on week **4** High average of **207.75** after bowling week **4**
 Low game of **148** on week **2** Low series of **496** on week **5** Low average of **174.00** after bowling week **1**

