

Sunday 9:00 AM

**Classic Lanes**

Lanes 1 - 16

Note: This report includes information through March 14 which is week 32 of 32

**Team 3: Paradise Lanes**

Name	Pins	Gms	True Average	Book Ave	High Game	High Sers	Points Won	Points Lost	%Won
Liebherr, Brian	16545	78	212.12	203	299	849	44.0	34.0	56.41%
Liebherr, Bob	16453	84	195.87	198	258	649	39.0	45.0	46.43%
Cywinski, Brian	19767	96	205.91	201	268	735	46.0	50.0	47.92%
Scherr, Kurt	4039	21	192.33	197	264	680	10.5	10.5	50.00%

**Team History**

Week	Bowling No.	Date	Opp. Team	-1-	-2-	-3-	Total	Last Wk WON	Last Wk Lost	Points Won	Points Lost	Year-To-Date WON	Y-T-D LOST	High Game	High Sers
1	09/13/09	4	<b>575</b>	572	<b>656</b>	<b>1803</b>	12	4	12	4	12	12	4	656	1803
2	09/20/09	8	538	<b>669</b>	605	1812	7	9	19	13	19	19	13	669	1812
3	09/27/09	11	508	598	518	1624	2	14	21	27	21	21	27	669	1812
4	10/04/09	13	<b>638</b>	<b>618</b>	<b>590</b>	<b>1846</b>	12	4	33	31	33	33	31	669	1846
5	10/04/09	6	682	571	516	1769	6	10	39	41	39	39	41	682	1846
6	10/11/09	10	<b>581</b>	557	539	1677	4½	11½	43½	52½	43½	52½	52½	682	1846
7	10/18/09	2	<b>533</b>	<b>595</b>	<b>537</b>	<b>1665</b>	9	7	52½	59½	52½	59½	59½	682	1846
8	10/25/09	16	<b>669</b>	<b>661</b>	<b>548</b>	<b>1878</b>	14	2	66½	61½	66½	66½	61½	682	1878
9	11/01/09	15	529	<b>555</b>	560	1644	7	9	73½	70½	73½	73½	70½	682	1878
10	11/08/09	5	551	<b>648</b>	<b>597</b>	1796	10	6	83½	76½	83½	83½	76½	682	1878
11	11/15/09	7	596	592	647	1835	4	12	87½	88½	87½	87½	88½	682	1878
12	11/15/09	12	<b>532</b>	557	582	1671	5	11	92½	99½	92½	92½	99½	682	1878
13	11/29/09	14	<b>637</b>	<b>674</b>	<b>652</b>	<b>1963</b>	13	3	105½	102½	105½	105½	102½	682	1963
14	12/06/09	9	623	566	<b>646</b>	1835	6	10	111½	112½	111½	111½	112½	682	1963
15	12/06/09	1	<b>640</b>	<b>637</b>	<b>562</b>	<b>1839</b>	14	2	125½	114½	125½	125½	114½	682	1963
16	12/13/09	16	<b>676</b>	<b>635</b>	574	<b>1885</b>	9	7	134½	121½	134½	134½	121½	682	1963

**End of 1st part**

17	12/20/09	4	<b>685</b>	<b>633</b>	552	<b>1870</b>	5½	10½	5½	10½	140	132	685	1963
18	12/27/09	8	<b>727</b>	654	702	<b>2083</b>	12	4	17½	14½	152	136	727	2083
19	01/03/10	11	605	<b>684</b>	<b>663</b>	1952	9	7	26½	21½	161	143	727	2083
20	01/03/09	13	636	<b>638</b>	<b>660</b>	<b>1934</b>	10	6	36½	27½	171	149	727	2083
21	01/10/10	6	664	550	<b>591</b>	1805	8½	7½	45	35	179½	156½	727	2083
22	01/17/10	10	<b>618</b>	585	<b>689</b>	<b>1892</b>	7	9	52	44	186½	165½	727	2083
23	01/24/10	2	<b>635</b>	<b>603</b>	<b>693</b>	<b>1931</b>	10	6	62	50	196½	171½	727	2083
24	01/31/10	16	<b>631</b>	587	561	1779	6	10	68	60	202½	181½	727	2083
25	01/31/10	15	576	<b>598</b>	<b>591</b>	<b>1765</b>	5	11	73	71	207½	192½	727	2083
26	02/07/10	5	549	629	<b>654</b>	1832	7	9	80	80	214½	201½	727	2083
27	02/14/10	7	<b>637</b>	<b>637</b>	<b>577</b>	<b>1851</b>	13	3	93	83	227½	204½	727	2083
28	02/21/10	12	<b>601</b>	570	617	1788	6	10	99	93	233½	214½	727	2083
29	02/21/10	14	636	<b>641</b>	<b>581</b>	<b>1858</b>	10	6	109	99	243½	220½	727	2083
30	02/28/10	9	624	611	<b>669</b>	1904	5½	10½	114½	109½	249	231	727	2083
31	03/07/10	1	533	<b>562</b>	605	1700	1	15	115½	124½	250	246	727	2083
32	03/14/10	1	628	<b>690</b>	<b>627</b>	<b>1945</b>	11	5	126½	129½	261	251	727	2083

# Sunday Morning Threesome

Sunday 9:00 AM

## Classic Lanes

Lanes 1 - 16

Note: This report includes information through March 14 which is week 32 of 32

### Brian Liebherr's Bowling Record - Team 3: Paradise Lanes

Week No.	Bowling Date	Old Ave	Average			Total	Pins	Gms	---Average Change---			High Game	High Sers	Points Won	Points Lost	%Won	
			-1-	-2-	-3-				New	Old	---> +/-						
1	09/13/09	bk203	<b>200</b>	<b>189</b>	<b>180</b>	569	569	3	189.67	-	0.00	= 189.67	200	569	3.0		100.00%
2	09/20/09	bk203	170	<b>246</b>	216	632	1201	6	200.17	-	189.67	= 10.50	246	632	4.0	2.0	66.67%
3	09/27/09	bk203	182	218	189	589	1790	9	198.89	-	200.17	= -1.28	246	632	4.0	5.0	44.44%
4	10/04/09	198				0	1790	9	198.89	-	198.89	= 0.00	246	632	4.0	5.0	44.44%
5	10/04/09	198	<b>226</b>	180	158	564	2354	12	196.17	-	198.89	= -2.72	246	632	5.0	7.0	41.67%
6	10/11/09	196				0	2354	12	196.17	-	196.17	= 0.00	246	632	5.0	7.0	41.67%
7	10/18/09	196				0	2354	12	196.17	-	196.17	= 0.00	246	632	5.0	7.0	41.67%
8	10/25/09	196	<b>229</b>	<b>191</b>	<b>201</b>	621	2975	15	198.33	-	196.17	= 2.17	246	632	8.0	7.0	53.33%
9	11/01/09	198	171	<b>188</b>	<b>243</b>	602	3577	18	198.72	-	198.33	= 0.39	246	632	10.0	8.0	55.56%
10	11/08/09	198	a178	a178	a178	534	3577	18	198.72	-	198.72	= 0.00	246	632	10.0	8.0	55.56%
11	11/15/09	198	180	204	209	593	4170	21	198.57	-	198.72	= -0.15	246	632	10.0	11.0	47.62%
12	11/15/09	198	150	177	168	495	4665	24	194.38	-	198.57	= -4.20	246	632	10.0	14.0	41.67%
13	11/29/09	194	<b>240</b>	<b>268</b>	<b>237</b>	745	5410	27	200.37	-	194.38	= 6.00	268	745	13.0	14.0	48.15%
14	12/06/09	200				0	5410	27	200.37	-	200.37	= 0.00	268	745	13.0	14.0	48.15%
15	12/06/09	200				0	5410	27	200.37	-	200.37	= 0.00	268	745	13.0	14.0	48.15%
16	12/13/09	200	<b>225</b>	<b>185</b>	175	585	5995	30	199.83	-	200.37	= -0.54	268	745	15.0	15.0	50.00%

### End of 1st part

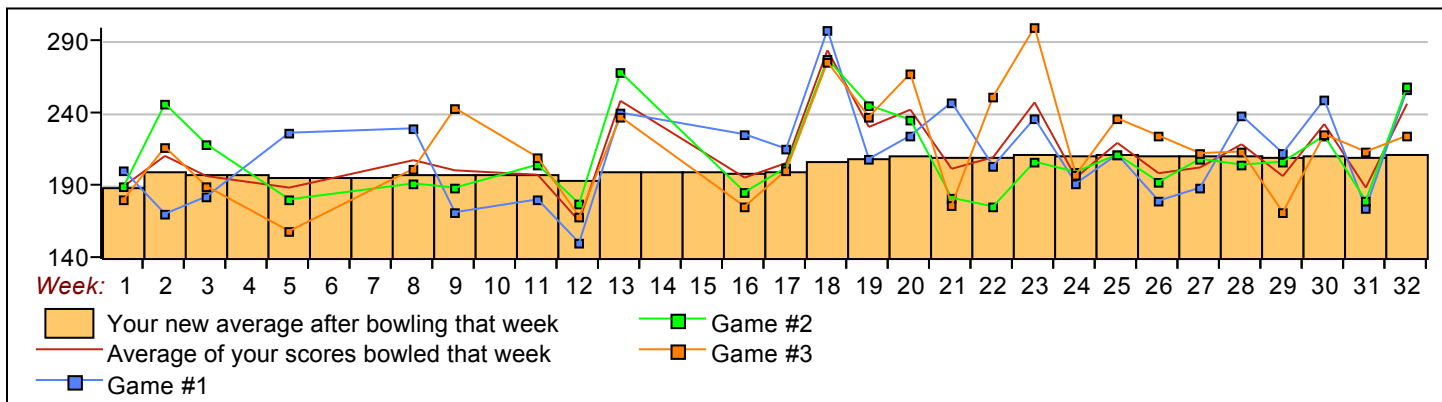
17	12/20/09	199	<b>215</b>	<b>202</b>	200	617	6612	33	200.36	-	199.83	= 0.53	268	745	17.0	16.0	51.52%
18	12/27/09	200	<b>297</b>	<b>277</b>	<b>275</b>	849	7461	36	207.25	-	200.36	= 6.89	297	849	20.0	16.0	55.56%
19	01/03/10	207	208	<b>245</b>	<b>237</b>	690	8151	39	209.00	-	207.25	= 1.75	297	849	22.0	17.0	56.41%
20	01/03/09	209	<b>224</b>	<b>235</b>	<b>267</b>	726	8877	42	211.36	-	209.00	= 2.36	297	849	25.0	17.0	59.52%
21	01/10/10	211	<b>247</b>	181	176	604	9481	45	210.69	-	211.36	= -0.67	297	849	26.0	19.0	57.78%
22	01/17/10	210	<b>203</b>	175	<b>251</b>	629	10110	48	210.63	-	210.69	= -0.06	297	849	28.0	20.0	58.33%
23	01/24/10	210	<b>236</b>	206	<b>299</b>	741	10851	51	212.76	-	210.63	= 2.14	299	849	30.0	21.0	58.82%
24	01/31/10	212	<b>191</b>	199	<b>197</b>	587	11438	54	211.81	-	212.76	= -0.95	299	849	32.0	22.0	59.26%
25	01/31/10	211	<b>211</b>	<b>211</b>	236	658	12096	57	212.21	-	211.81	= 0.40	299	849	34.0	23.0	59.65%
26	02/07/10	212	179	192	<b>224</b>	595	12691	60	211.52	-	212.21	= -0.69	299	849	35.0	25.0	58.33%
27	02/14/10	211	188	208	<b>212</b>	608	13299	63	211.10	-	211.52	= -0.42	299	849	36.0	27.0	57.14%
28	02/21/10	211	<b>238</b>	<b>204</b>	<b>213</b>	655	13954	66	211.42	-	211.10	= 0.33	299	849	39.0	27.0	59.09%
29	02/21/10	211	212	206	<b>171</b>	589	14543	69	210.77	-	211.42	= -0.66	299	849	40.0	29.0	57.97%
30	02/28/10	210	249	<b>224</b>	<b>225</b>	698	15241	72	211.68	-	210.77	= 0.91	299	849	42.0	30.0	58.33%
31	03/07/10	211	174	179	213	566	15807	75	210.76	-	211.68	= -0.92	299	849	42.0	33.0	56.00%
32	03/14/10	210	<b>256</b>	<b>258</b>	224	738	16545	78	212.12	-	210.76	= 1.36	299	849	44.0	34.0	56.41%

<u>&lt;100</u>	<u>100's</u>	<u>125's</u>	<u>150's</u>	<u>175's</u>	<u>200's</u>	<u>225's</u>	<u>250's</u>	<u>275's</u>	<u>300's</u>
			7	21	25	16	5	4	
<u>&lt;400</u>	<u>400's</u>	<u>450's</u>	<u>500's</u>	<u>550's</u>	<u>600's</u>	<u>650's</u>	<u>700's</u>	<u>750's</u>	<u>800's</u>
		1		9	7	4	4		1

Ave of Game 1
Ave of Game 2
Ave of Game 3

211.58
209.54
215.23

High game of **299** on week **23**    High series of **849** on week **18**    High average of **212.76** after bowling week **23**  
 Low game of **150** on week **12**    Low series of **495** on week **12**    Low average of **189.67** after bowling week **1**



# Sunday Morning Threesome

Sunday 9:00 AM

## Classic Lanes

Lanes 1 - 16

Note: This report includes information through March 14 which is week 32 of 32

**Bob Liebherr's Bowling Record - Team 3: Paradise Lanes**

Week No.	Bowling Date	Old Ave	---Average Change---			Pins	Gms	---Average Change---			High Game	High Sers	Points Won	Points Lost	%Won
			-1-	-2-	-3-			Total	New - Old	---> +/-					
1	09/13/09 bk198					0	0				0	0			0.00%
2	09/20/09 bk198					0	0				0	0			0.00%
3	09/27/09 bk198					0	0				0	0			0.00%
4	10/04/09 bk198	<b>194</b>	180	198	572	572	3	190.67	- 0.00	= <b>190.67</b>	198	572	1.0	2.0	33.33%
5	10/04/09 bk198				0	572	3	190.67	- 190.67	= <b>0.00</b>	198	572	1.0	2.0	33.33%
6	10/11/09 bk198	<b>198</b>	192	180	570	1142	6	190.33	- 190.67	= <b>-0.33</b>	198	572	2.0	4.0	33.33%
7	10/18/09 bk198	182	<b>227</b>	<b>170</b>	579	1721	9	191.22	- 190.33	= <b>0.89</b>	227	579	4.0	5.0	44.44%
8	10/25/09 191	<b>227</b>	229	159	615	2336	12	194.67	- 191.22	= <b>3.44</b>	229	615	5.0	7.0	41.67%
9	11/01/09 194	187	178	157	522	2858	15	190.53	- 194.67	= <b>-4.13</b>	229	615	5.0	10.0	33.33%
10	11/08/09 190	<b>222</b>	<b>225</b>	157	604	3462	18	192.33	- 190.53	= <b>1.80</b>	229	615	7.0	11.0	38.89%
11	11/15/09 192	<b>204</b>	173	200	577	4039	21	192.33	- 192.33	= <b>0.00</b>	229	615	8.0	13.0	38.10%
12	11/15/09 192	<b>168</b>	168	149	485	4524	24	188.50	- 192.33	= <b>-3.83</b>	229	615	9.0	15.0	37.50%
13	11/29/09 188	<b>206</b>	214	202	622	5146	27	190.59	- 188.50	= <b>2.09</b>	229	622	10.0	17.0	37.04%
14	12/06/09 190	213	193	<b>213</b>	619	5765	30	192.17	- 190.59	= <b>1.57</b>	229	622	11.0	19.0	36.67%
15	12/06/09 192	<b>234</b>	<b>214</b>	<b>176</b>	624	6389	33	193.61	- 192.17	= <b>1.44</b>	234	624	14.0	19.0	42.42%
16	12/13/09 193	202	182	181	565	6954	36	193.17	- 193.61	= <b>-0.44</b>	234	624	14.0	22.0	38.89%

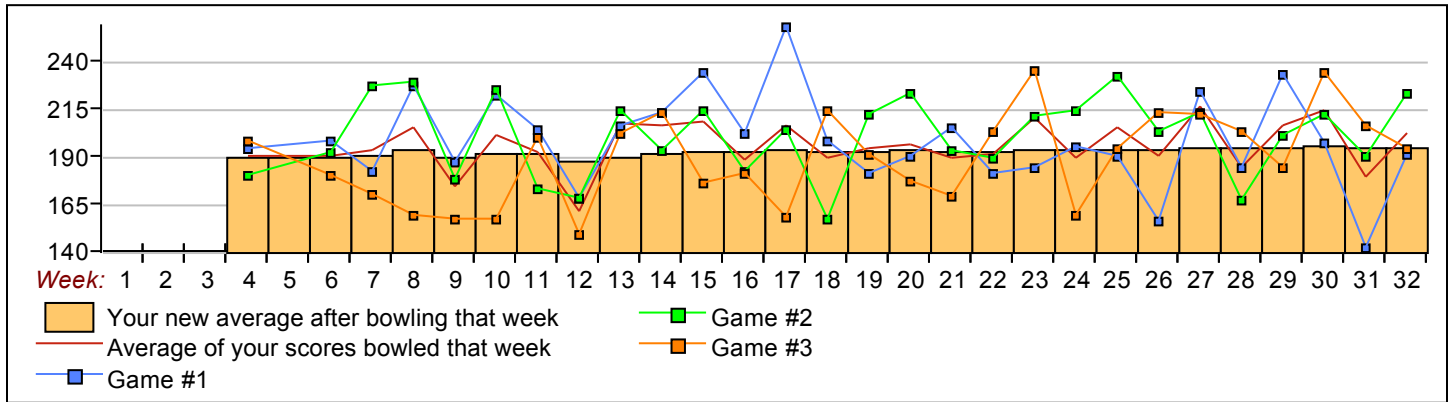
**End of 1st part**

17	12/20/09 193	<b>258</b>	204	158	620	7574	39	194.21	- 193.17	= <b>1.04</b>	258	624	15.5	23.5	39.74%
18	12/27/09 194	<b>198</b>	157	214	569	8143	42	193.88	- 194.21	= <b>-0.32</b>	258	624	16.5	25.5	39.29%
19	01/03/10 193	181	212	<b>191</b>	584	8727	45	193.93	- 193.88	= <b>0.05</b>	258	624	17.5	27.5	38.89%
20	01/03/09 193	190	<b>223</b>	<b>177</b>	590	9317	48	194.10	- 193.93	= <b>0.17</b>	258	624	19.5	28.5	40.63%
21	01/10/10 194	<b>205</b>	<b>193</b>	169	567	9884	51	193.80	- 194.10	= <b>-0.30</b>	258	624	21.5	29.5	42.16%
22	01/17/10 193	181	189	203	573	10457	54	193.65	- 193.80	= <b>-0.16</b>	258	624	21.5	32.5	39.81%
23	01/24/10 193	184	<b>211</b>	<b>235</b>	630	11087	57	194.51	- 193.65	= <b>0.86</b>	258	630	23.5	33.5	41.23%
24	01/31/10 194	195	<b>214</b>	159	568	11655	60	194.25	- 194.51	= <b>-0.26</b>	258	630	24.5	35.5	40.83%
25	01/31/10 194	190	<b>232</b>	<b>194</b>	616	12271	63	194.78	- 194.25	= <b>0.53</b>	258	630	26.5	36.5	42.06%
26	02/07/10 194	156	<b>203</b>	<b>213</b>	572	12843	66	194.59	- 194.78	= <b>-0.19</b>	258	630	28.5	37.5	43.18%
27	02/14/10 194	<b>224</b>	<b>213</b>	<b>212</b>	649	13492	69	195.54	- 194.59	= <b>0.95</b>	258	649	31.5	37.5	45.65%
28	02/21/10 195	184	167	<b>203</b>	554	14046	72	195.08	- 195.54	= <b>-0.45</b>	258	649	32.5	39.5	45.14%
29	02/21/10 195	<b>233</b>	<b>201</b>	184	618	14664	75	195.52	- 195.08	= <b>0.44</b>	258	649	34.5	40.5	46.00%
30	02/28/10 195	<b>197</b>	212	<b>234</b>	643	15307	78	196.24	- 195.52	= <b>0.72</b>	258	649	36.0	42.0	46.15%
31	03/07/10 196	142	<b>190</b>	206	538	15845	81	195.62	- 196.24	= <b>-0.63</b>	258	649	37.0	44.0	45.68%
32	03/14/10 195	<b>191</b>	223	<b>194</b>	608	16453	84	195.87	- 195.62	= <b>0.25</b>	258	649	39.0	45.0	46.43%

<u>&lt;100</u>	<u>100's</u>	<u>125's</u>	<u>150's</u>	<u>175's</u>	<u>200's</u>	<u>225's</u>	<u>250's</u>	<u>275's</u>	<u>300's</u>
		2	13	31	28	9	1		
<u>&lt;400</u>	<u>400's</u>	<u>450's</u>	<u>500's</u>	<u>550's</u>	<u>600's</u>	<u>650's</u>	<u>700's</u>	<u>750's</u>	<u>800's</u>
		1	2	13	12				

Ave of Game 1    Ave of Game 2    Ave of Game 3  
 198.07                      200.68                      188.86

High game of **258** on week **17**    High series of **649** on week **27**    High average of **196.24** after bowling week **30**  
 Low game of **142** on week **31**    Low series of **485** on week **12**    Low average of **188.50** after bowling week **12**



# Sunday Morning Threesome

Sunday 9:00 AM

Classic Lanes

Lanes 1 - 16

Note: This report includes information through March 14 which is week 32 of 32

## Brian Cywinski's Bowling Record - Team 3: Paradise Lanes

Week No.	Bowling Date	Old Ave	---Average Change---			Pins	Gms	---Average Change---			High Game	High Sers	Points Won	Points Lost	%Won	
			-1-	-2-	-3-			New - Old	--> +/-							
1	09/13/09 bk201	195	221	212	628	628	3	209.33	- 0.00	= 209.33	221	628	2.0	1.0	66.67%	
2	09/20/09 bk201	222	209	214	645	1273	6	212.17	- 209.33	= 2.83	222	645	4.0	2.0	66.67%	
3	09/27/09 bk201	157	200	167	524	1797	9	199.67	- 212.17	= -12.50	222	645	6.0	3.0	66.67%	
4	10/04/09	199	208	235	657	2454	12	204.50	- 199.67	= 4.83	235	657	9.0	3.0	75.00%	
5	10/04/09	204	222	158	145	525	2979	15	198.60	- 204.50	= -5.90	235	657	9.0	6.0	60.00%
6	10/11/09	198	200	191	168	559	3538	18	196.56	- 198.60	= -2.04	235	657	10.0	8.0	55.56%
7	10/18/09	196	156	190	198	544	4082	21	194.38	- 196.56	= -2.17	235	657	12.0	9.0	57.14%
8	10/25/09	194	213	241	188	642	4724	24	196.83	- 194.38	= 2.45	241	657	15.0	9.0	62.50%
9	11/01/09	196	171	189	160	520	5244	27	194.22	- 196.83	= -2.61	241	657	17.0	10.0	62.96%
10	11/08/09	194	151	245	262	658	5902	30	196.73	- 194.22	= 2.51	262	658	19.0	11.0	63.33%
11	11/15/09	196	212	215	238	665	6567	33	199.00	- 196.73	= 2.27	262	665	20.0	13.0	60.61%
12	11/15/09	199	214	212	265	691	7258	36	201.61	- 199.00	= 2.61	265	691	22.0	14.0	61.11%
13	11/29/09	201	191	192	213	596	7854	39	201.38	- 201.61	= -0.23	265	691	24.0	15.0	61.54%
14	12/06/09	201	221	200	232	653	8507	42	202.55	- 201.38	= 1.16	265	691	26.0	16.0	61.90%
15	12/06/09	202	238	224	223	685	9192	45	204.27	- 202.55	= 1.72	265	691	29.0	16.0	64.44%
16	12/13/09	204	249	268	218	735	9927	48	206.81	- 204.27	= 2.55	268	735	31.0	17.0	64.58%

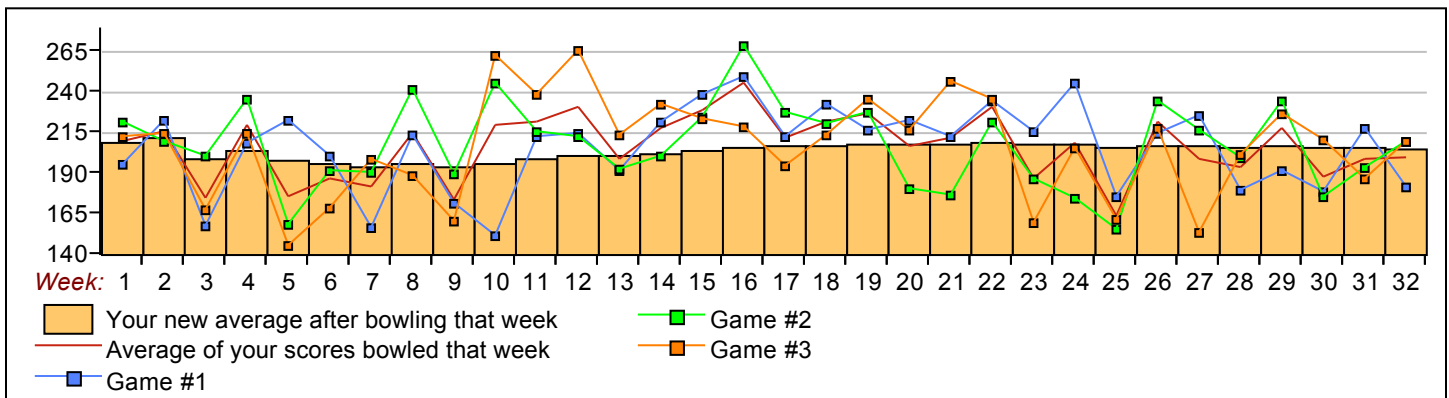
### End of 1st part

17	12/20/09	206	212	227	194	633	10560	51	207.06	- 206.81	= 0.25	268	735	31.0	20.0	60.78%
18	12/27/09	207	232	220	213	665	11225	54	207.87	- 207.06	= 0.81	268	735	32.0	22.0	59.26%
19	01/03/10	207	216	227	235	678	11903	57	208.82	- 207.87	= 0.95	268	735	33.0	24.0	57.89%
20	01/03/09	208	222	180	216	618	12521	60	208.68	- 208.82	= -0.14	268	735	33.0	27.0	55.00%
21	01/10/10	208	212	176	246	634	13155	63	208.81	- 208.68	= 0.13	268	735	34.0	29.0	53.97%
22	01/17/10	208	234	221	235	690	13845	66	209.77	- 208.81	= 0.96	268	735	35.0	31.0	53.03%
23	01/24/10	209	215	186	159	560	14405	69	208.77	- 209.77	= -1.00	268	735	36.0	33.0	52.17%
24	01/31/10	208	245	174	205	624	15029	72	208.74	- 208.77	= -0.03	268	735	37.0	35.0	51.39%
25	01/31/10	208	175	155	161	491	15520	75	206.93	- 208.74	= -1.80	268	735	38.0	37.0	50.67%
26	02/07/10	206	214	234	217	665	16185	78	207.50	- 206.93	= 0.57	268	735	40.0	38.0	51.28%
27	02/14/10	207	225	216	153	594	16779	81	207.15	- 207.50	= -0.35	268	735	42.0	39.0	51.85%
28	02/21/10	207	179	199	201	579	17358	84	206.64	- 207.15	= -0.51	268	735	42.0	42.0	50.00%
29	02/21/10	206	191	234	226	651	18009	87	207.00	- 206.64	= 0.36	268	735	44.0	43.0	50.57%
30	02/28/10	207	178	175	210	563	18572	90	206.36	- 207.00	= -0.64	268	735	44.0	46.0	48.89%
31	03/07/10	206	217	193	186	596	19168	93	206.11	- 206.36	= -0.25	268	735	44.0	49.0	47.31%
32	03/14/10	206	181	209	209	599	19767	96	205.91	- 206.11	= -0.20	268	735	46.0	50.0	47.92%

<100	100's	125's	150's	175's	200's	225's	250's	275's	300's
		1	13	21	39	19	3		
<400	400's	450's	500's	550's	600's	650's	700's	750's	800's
		1	4	8	7	11	1		

**Ave of Game 1** 205.25    **Ave of Game 2** 206.75    **Ave of Game 3** 205.72

High game of 268 on week 16    High series of 735 on week 16    High average of 212.17 after bowling week 2  
 Low game of 145 on week 5    Low series of 491 on week 25    Low average of 194.22 after bowling week 9



# Sunday Morning Threesome

Sunday 9:00 AM

## Classic Lanes

Lanes 1 - 16

Note: This report includes information through March 14 which is week 32 of 32

### Kurt Scherr's Bowling Record - Team 3: Paradise Lanes

Week No.	Bowling Date	Old Ave	---Average Change---			Total	Pins	Gms	---Average Change---			High Game	High Sers	Points Won	Points Lost	%Won
			-1-	-2-	-3-				New - Old	---> +/-						
1	09/13/09	bk197	180	162	264	606	606	3	202.00	- 0.00	= 202.00	264	606	2.0	1.0	66.67%
2	09/20/09	bk197	146	214	175	535	1141	6	190.17	- 202.00	= -11.83	264	606	3.0	3.0	50.00%
3	09/27/09	bk197	169	180	162	511	1652	9	183.56	- 190.17	= -6.61	264	606	3.0	6.0	33.33%
4	10/04/09	183	236	203	178	617	2269	12	189.08	- 183.56	= 5.53	264	617	6.0	6.0	50.00%
5	10/04/09	189	234	233	213	680	2949	15	196.60	- 189.08	= 7.52	264	680	9.0	6.0	60.00%
6	10/11/09	196	183	174	191	548	3497	18	194.28	- 196.60	= -2.32	264	680	9.5	8.5	52.78%
7	10/18/09	194	195	178	169	542	4039	21	192.33	- 194.28	= -1.94	264	680	10.5	10.5	50.00%
8	10/25/09	192				0	4039	21	192.33	- 192.33	= 0.00	264	680	10.5	10.5	50.00%
9	11/01/09	192				0	4039	21	192.33	- 192.33	= 0.00	264	680	10.5	10.5	50.00%
10	11/08/09	192				0	4039	21	192.33	- 192.33	= 0.00	264	680	10.5	10.5	50.00%
11	11/15/09	192				0	4039	21	192.33	- 192.33	= 0.00	264	680	10.5	10.5	50.00%
12	11/15/09	192				0	4039	21	192.33	- 192.33	= 0.00	264	680	10.5	10.5	50.00%
13	11/29/09	192				0	4039	21	192.33	- 192.33	= 0.00	264	680	10.5	10.5	50.00%
14	12/06/09	192				0	4039	21	192.33	- 192.33	= 0.00	264	680	10.5	10.5	50.00%
15	12/06/09	192				0	4039	21	192.33	- 192.33	= 0.00	264	680	10.5	10.5	50.00%
16	12/13/09	192				0	4039	21	192.33	- 192.33	= 0.00	264	680	10.5	10.5	50.00%

### End of 1st part

17	12/20/09	192				0	4039	21	192.33	- 192.33	= 0.00	264	680	10.5	10.5	50.00%
18	12/27/09	192				0	4039	21	192.33	- 192.33	= 0.00	264	680	10.5	10.5	50.00%
19	01/03/10	192				0	4039	21	192.33	- 192.33	= 0.00	264	680	10.5	10.5	50.00%
20	01/03/09	192				0	4039	21	192.33	- 192.33	= 0.00	264	680	10.5	10.5	50.00%
21	01/10/10	192				0	4039	21	192.33	- 192.33	= 0.00	264	680	10.5	10.5	50.00%
22	01/17/10	192				0	4039	21	192.33	- 192.33	= 0.00	264	680	10.5	10.5	50.00%
23	01/24/10	192				0	4039	21	192.33	- 192.33	= 0.00	264	680	10.5	10.5	50.00%
24	01/31/10	192				0	4039	21	192.33	- 192.33	= 0.00	264	680	10.5	10.5	50.00%
25	01/31/10	192				0	4039	21	192.33	- 192.33	= 0.00	264	680	10.5	10.5	50.00%
26	02/07/10	192				0	4039	21	192.33	- 192.33	= 0.00	264	680	10.5	10.5	50.00%
27	02/14/10	192				0	4039	21	192.33	- 192.33	= 0.00	264	680	10.5	10.5	50.00%
28	02/21/10	192				0	4039	21	192.33	- 192.33	= 0.00	264	680	10.5	10.5	50.00%
29	02/21/10	192				0	4039	21	192.33	- 192.33	= 0.00	264	680	10.5	10.5	50.00%
30	02/28/10	192				0	4039	21	192.33	- 192.33	= 0.00	264	680	10.5	10.5	50.00%
31	03/07/10	192				0	4039	21	192.33	- 192.33	= 0.00	264	680	10.5	10.5	50.00%
32	03/14/10	192				0	4039	21	192.33	- 192.33	= 0.00	264	680	10.5	10.5	50.00%

<u>&lt;100</u>	<u>100's</u>	<u>125's</u>	<u>150's</u>	<u>175's</u>	<u>200's</u>	<u>225's</u>	<u>250's</u>	<u>275's</u>	<u>300's</u>
		1	5	8	3	3	1		
<u>&lt;400</u>	<u>400's</u>	<u>450's</u>	<u>500's</u>	<u>550's</u>	<u>600's</u>	<u>650's</u>	<u>700's</u>	<u>750's</u>	<u>800's</u>
			4		2	1			

### Ave of Game 1   Ave of Game 2   Ave of Game 3

191.86                      192.00                      193.14

High game of **264** on week **1**    High series of **680** on week **5**    High average of **202.00** after bowling week **1**  
 Low game of **146** on week **2**    Low series of **511** on week **3**    Low average of **183.56** after bowling week **3**

