

Sunday 9:00 AM

**Classic Lanes**

Lanes 1 - 16

Note: This report includes information through March 14 which is week 32 of 32

**Team 4: The Old & The Restless**

Name	Pins	Gms	True Average	Book Ave	High Game	High Sers	Points Won	Points Lost	%Won
Traber, Jason	18907	93	203.30	210	269	740	51.5	41.5	55.38%
Schmitz, Chuck	15420	84	183.57	193	269	681	40.5	43.5	48.21%
Gest, Neil	7577	42	180.40	191	221	607	22.0	20.0	52.38%
Majchrzak Sr, Peter	5246	30	174.87		235	603	15.5	14.5	51.67%
Majchrzak Jr, Peter	6375	30	212.50	212	275	747	18.0	12.0	60.00%

**Team History**

Week	Bowling No.	Date	Opp. Team	-1-	-2-	-3-	Total	Last Wk WON	Last Wk Lost	Points Won	Points Lost	Year-To-Date WON	Y-T-D LOST	High Game	High Sers
1	09/13/09	3	509	<b>595</b>	536	1640	4	12	4	12	4	12	595	1640	
2	09/20/09	14	<b>547</b>	549	<b>624</b>	<b>1720</b>	10	6	14	18	14	18	624	1720	
3	09/27/09	12	<b>645</b>	538	<b>582</b>	<b>1765</b>	14	2	28	20	28	20	645	1765	
4	10/04/09	7	<b>615</b>	<b>623</b>	<b>565</b>	<b>1803</b>	15	1	43	21	43	21	645	1803	
5	10/04/09	15	<b>559</b>	<b>611</b>	505	<b>1675</b>	8	8	51	29	51	29	645	1803	
6	10/11/09	1	563	<b>514</b>	471	1548	5	11	56	40	56	40	645	1803	
7	10/18/09	9	603	537	<b>614</b>	1754	11	5	67	45	67	45	645	1803	
8	10/25/09	5	537	538	579	1654	4½	11½	71½	56½	71½	56½	645	1803	
9	11/01/09	13	<b>617</b>	566	<b>627</b>	<b>1810</b>	11	5	82½	61½	82½	61½	645	1810	
10	11/08/09	2	<b>531</b>	<b>503</b>	<b>570</b>	<b>1604</b>	8	8	90½	69½	90½	69½	645	1810	
11	11/15/09	16	511	506	<b>580</b>	1597	8	8	98½	77½	98½	77½	645	1810	
12	11/15/09	11	552	<b>625</b>	<b>567</b>	<b>1744</b>	11	5	109½	82½	109½	82½	645	1810	
13	11/29/09	10	<b>652</b>	<b>666</b>	<b>627</b>	<b>1945</b>	13	3	122½	85½	122½	85½	666	1945	
14	12/06/09	8	514	550	568	1632	9	7	131½	92½	131½	92½	666	1945	
15	12/06/09	6	533	547	<b>628</b>	1708	2	14	133½	106½	133½	106½	666	1945	
16	12/13/09	12	503	<b>602</b>	588	1693	6	10	139½	116½	139½	116½	666	1945	

**End of 1st part**

17	12/20/09	3	533	596	<b>696</b>	1825	10½	5½	10½	5½	150	122	696	1945
18	12/27/09	14	597	586	<b>666</b>	1849	10	6	20½	11½	160	128	696	1945
19	01/03/10	12	633	509	602	1744	11	5	31½	16½	171	133	696	1945
20	01/03/09	7	<b>585</b>	<b>583</b>	529	<b>1697</b>	10	6	41½	22½	181	139	696	1945
21	01/10/10	15	594	569	491	1654	4	12	45½	34½	185	151	696	1945
22	01/17/10	1	505	<b>656</b>	<b>644</b>	<b>1805</b>	12½	3½	58	38	197½	154½	696	1945
23	01/24/10	9	589	600	<b>617</b>	1806	9½	6½	67½	44½	207	161	696	1945
24	01/31/10	5	571	490	590	1651	6½	9½	74	54	213½	170½	696	1945
25	01/31/10	13	<b>565</b>	<b>611</b>	<b>561</b>	<b>1737</b>	14	2	88	56	227½	172½	696	1945
26	02/07/10	2	<b>533</b>	<b>629</b>	<b>625</b>	<b>1787</b>	11	5	99	61	238½	177½	696	1945
27	02/14/10	16	571	533	558	1662	8	8	107	69	246½	185½	696	1945
28	02/21/10	11	552	605	542	1699	5	11	112	80	251½	196½	696	1945
29	02/21/10	10	<b>577</b>	539	544	1660	6½	9½	118½	89½	258	206	696	1945
30	02/28/10	8	576	585	<b>631</b>	1792	13½	2½	132	92	271½	208½	696	1945
31	03/07/10	6	599	500	<b>583</b>	1682	11	5	143	97	282½	213½	696	1945
32	03/14/10	11	599	579	554	1732	2	14	145	111	284½	227½	696	1945

# Sunday Morning Threesome

Sunday 9:00 AM

## Classic Lanes

Lanes 1 - 16

Note: This report includes information through March 14 which is week 32 of 32

### Jason Traber's Bowling Record - Team 4: The Old & The Restless

Week No.	Bowling Date	Old Ave	---Average Change---			Pins	Gms	---Average Change---			High Game	High Sers	Points Won	Points Lost	%Won	
			-1-	-2-	-3-			Total	New - Old	---> +/-						
1	09/13/09	bk210	173	246	200	619	619	3	206.33	- 0.00	= 206.33	246	619	1.0	2.0	33.33%
2	09/20/09	bk210	226	213	224	663	1282	6	213.67	- 206.33	= 7.33	246	663	4.0	2.0	66.67%
3	09/27/09	bk210	220	174	205	599	1881	9	209.00	- 213.67	= -4.67	246	663	6.0	3.0	66.67%
4	10/04/09	209	243	207	233	683	2564	12	213.67	- 209.00	= 4.67	246	683	8.0	4.0	66.67%
5	10/04/09	213	190	225	155	570	3134	15	208.93	- 213.67	= -4.73	246	683	9.0	6.0	60.00%
6	10/11/09	208	211	171	141	523	3657	18	203.17	- 208.93	= -5.77	246	683	10.0	8.0	55.56%
7	10/18/09	203	200	171	245	616	4273	21	203.48	- 203.17	= 0.31	246	683	12.0	9.0	57.14%
8	10/25/09	203	204	181	177	562	4835	24	201.46	- 203.48	= -2.02	246	683	13.0	11.0	54.17%
9	11/01/09	201	205	204	224	633	5468	27	202.52	- 201.46	= 1.06	246	683	15.0	12.0	55.56%
10	11/08/09	202	181	165	223	569	6037	30	201.23	- 202.52	= -1.29	246	683	16.0	14.0	53.33%
11	11/15/09	201	158	168	210	536	6573	33	199.18	- 201.23	= -2.05	246	683	18.0	15.0	54.55%
12	11/15/09	199	155	199	189	543	7116	36	197.67	- 199.18	= -1.52	246	683	20.0	16.0	55.56%
13	11/29/09	197	210	212	176	598	7714	39	197.79	- 197.67	= 0.13	246	683	21.0	18.0	53.85%
14	12/06/09	197	183	204	227	614	8328	42	198.29	- 197.79	= 0.49	246	683	23.0	19.0	54.76%
15	12/06/09	198	188	170	243	601	8929	45	198.42	- 198.29	= 0.14	246	683	24.0	21.0	53.33%
16	12/13/09	198	170	191	194	555	9484	48	197.58	- 198.42	= -0.84	246	683	25.0	23.0	52.08%

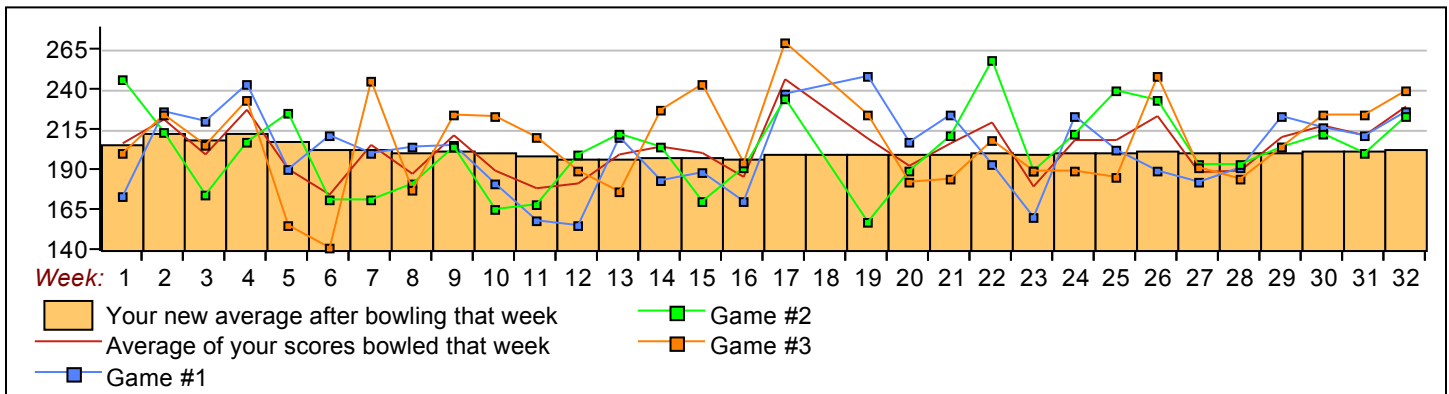
### End of 1st part

17	12/20/09	197	237	234	269	740	10224	51	200.47	- 197.58	= 2.89	269	740	28.0	23.0	54.90%
18	12/27/09	200				0	10224	51	200.47	- 200.47	= 0.00	269	740	28.0	23.0	54.90%
19	01/03/10	200	248	157	224	629	10853	54	200.98	- 200.47	= 0.51	269	740	30.0	24.0	55.56%
20	01/03/09	200	207	189	182	578	11431	57	200.54	- 200.98	= -0.44	269	740	31.0	26.0	54.39%
21	01/10/10	200	224	211	184	619	12050	60	200.83	- 200.54	= 0.29	269	740	32.0	28.0	53.33%
22	01/17/10	200	193	258	208	659	12709	63	201.73	- 200.83	= 0.90	269	740	33.5	29.5	53.17%
23	01/24/10	201	160	189	189	538	13247	66	200.71	- 201.73	= -1.02	269	740	34.0	32.0	51.52%
24	01/31/10	200	223	212	189	624	13871	69	201.03	- 200.71	= 0.32	269	740	36.0	33.0	52.17%
25	01/31/10	201	202	239	185	626	14497	72	201.35	- 201.03	= 0.32	269	740	39.0	33.0	54.17%
26	02/07/10	201	189	233	248	670	15167	75	202.23	- 201.35	= 0.88	269	740	41.0	34.0	54.67%
27	02/14/10	202	182	193	191	566	15733	78	201.71	- 202.23	= -0.52	269	740	42.0	36.0	53.85%
28	02/21/10	201	191	193	184	568	16301	81	201.25	- 201.71	= -0.46	269	740	42.0	39.0	51.85%
29	02/21/10	201	223	204	204	631	16932	84	201.57	- 201.25	= 0.32	269	740	45.0	39.0	53.57%
30	02/28/10	201	216	212	224	652	17584	87	202.11	- 201.57	= 0.54	269	740	47.5	39.5	54.60%
31	03/07/10	202	211	200	224	635	18219	90	202.43	- 202.11	= 0.32	269	740	50.5	39.5	56.11%
32	03/14/10	202	226	223	239	688	18907	93	203.30	- 202.43	= 0.87	269	740	51.5	41.5	55.38%

<u>&lt;100</u>	<u>100's</u>	<u>125's</u>	<u>150's</u>	<u>175's</u>	<u>200's</u>	<u>225's</u>	<u>250's</u>	<u>275's</u>	<u>300's</u>
		1	13	26	35	16	2		
<u>&lt;400</u>	<u>400's</u>	<u>450's</u>	<u>500's</u>	<u>550's</u>	<u>600's</u>	<u>650's</u>	<u>700's</u>	<u>750's</u>	<u>800's</u>
			4	9	11	6	1		

Ave of Game 1    Ave of Game 2    Ave of Game 3  
 201.58                      201.55                      206.77

High game of 269 on week 17    High series of 740 on week 17    High average of 213.67 after bowling week 2  
 Low game of 141 on week 6    Low series of 523 on week 6    Low average of 197.58 after bowling week 16



# Sunday Morning Threesome

Sunday 9:00 AM

## Classic Lanes

Lanes 1 - 16

Note: This report includes information through March 14 which is week 32 of 32

**Chuck Schmitz's Bowling Record - Team 4: The Old & The Restless**

Week No.	Bowling Date	Old Ave	---Average Change---			Pins	Gms	---Average Change---			High Game	High Sers	Points Won	Points Lost	%Won		
			-1-	-2-	-3-			Total	New - Old	---> +/-							
1	09/13/09 bk193	142	169	167	478	478	3	159.33	-	0.00	= 159.33	169	478			0.00%	
2	09/20/09 bk193	164	146	<b>222</b>	532	1010	6	168.33	-	159.33	= 9.00	222	532	1.0	5.0	16.67%	
3	09/27/09 bk193	<b>234</b>	149	<b>179</b>	562	1572	9	174.67	-	168.33	= 6.33	234	562	3.0	6.0	33.33%	
4	10/04/09	174	<b>167</b>	<b>181</b>	<b>169</b>	517	2089	12	174.08	-	174.67	= -0.58	234	562	6.0	6.0	50.00%
5	10/04/09	174			0	2089	12	174.08	-	174.08	= 0.00	234	562	6.0	6.0	50.00%	
6	10/11/09	174	169	131	149	449	2538	15	169.20	-	174.08	= -4.88	234	562	6.0	9.0	40.00%
7	10/18/09	169	<b>211</b>	<b>167</b>	<b>158</b>	536	3074	18	170.78	-	169.20	= 1.58	234	562	9.0	9.0	50.00%
8	10/25/09	170	<b>175</b>	179	214	568	3642	21	173.43	-	170.78	= 2.65	234	568	10.5	10.5	50.00%
9	11/01/09	173	176	166	<b>167</b>	509	4151	24	172.96	-	173.43	= -0.47	234	568	11.5	12.5	47.92%
10	11/08/09	172	<b>190</b>	<b>191</b>	<b>201</b>	582	4733	27	175.30	-	172.96	= 2.34	234	582	14.5	12.5	53.70%
11	11/15/09	175	<b>208</b>	171	<b>201</b>	580	5313	30	177.10	-	175.30	= 1.80	234	582	16.5	13.5	55.00%
12	11/15/09	177			0	5313	30	177.10	-	177.10	= 0.00	234	582	16.5	13.5	55.00%	
13	11/29/09	177	<b>208</b>	<b>216</b>	176	600	5913	33	179.18	-	177.10	= 2.08	234	600	18.5	14.5	56.06%
14	12/06/09	179	161	176	147	484	6397	36	177.69	-	179.18	= -1.49	234	600	18.5	17.5	51.39%
15	12/06/09	177			0	6397	36	177.69	-	177.69	= 0.00	234	600	18.5	17.5	51.39%	
16	12/13/09	177	138	<b>177</b>	169	484	6881	39	176.44	-	177.69	= -1.26	234	600	19.5	19.5	50.00%

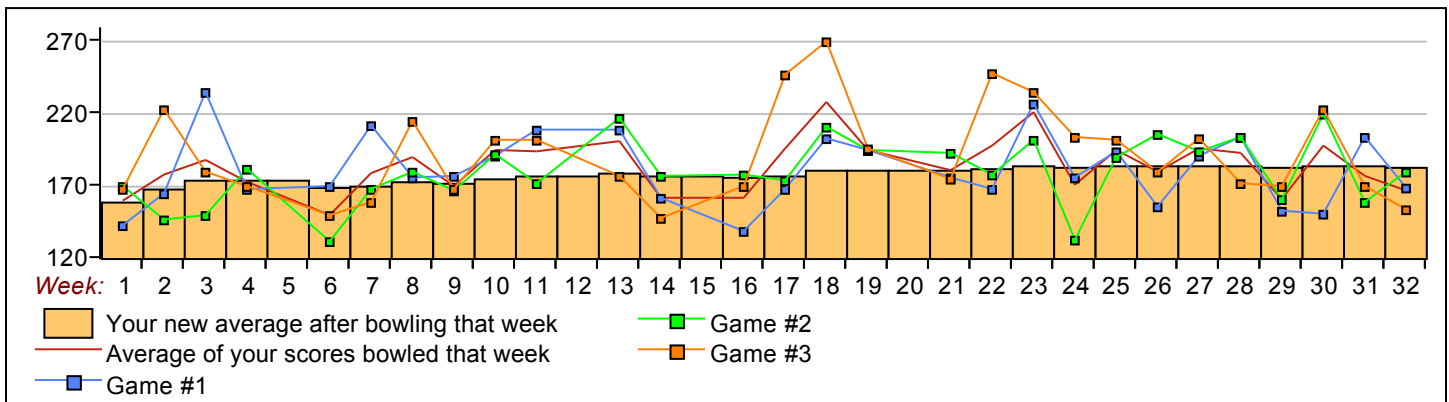
**End of 1st part**

17	12/20/09	176	167	173	<b>246</b>	586	7467	42	177.79	-	176.44	= 1.35	246	600	20.5	21.5	48.81%
18	12/27/09	177	202	<b>210</b>	<b>269</b>	681	8148	45	181.07	-	177.79	= 3.28	269	681	22.5	22.5	50.00%
19	01/03/10	181	<b>194</b>	<b>194</b>	<b>195</b>	583	8731	48	181.90	-	181.07	= 0.83	269	681	25.5	22.5	53.13%
20	01/03/09	181			0	8731	48	181.90	-	181.90	= 0.00	269	681	25.5	22.5	53.13%	
21	01/10/10	181	175	192	174	541	9272	51	181.80	-	181.90	= -0.09	269	681	25.5	25.5	50.00%
22	01/17/10	181	167	177	<b>247</b>	591	9863	54	182.65	-	181.80	= 0.84	269	681	26.5	27.5	49.07%
23	01/24/10	182	<b>226</b>	201	<b>234</b>	661	10524	57	184.63	-	182.65	= 1.98	269	681	28.5	28.5	50.00%
24	01/31/10	184	<b>175</b>	132	<b>203</b>	510	11034	60	183.90	-	184.63	= -0.73	269	681	30.0	30.0	50.00%
25	01/31/10	183	193	<b>189</b>	<b>201</b>	583	11617	63	184.40	-	183.90	= 0.50	269	681	32.0	31.0	50.79%
26	02/07/10	184	155	<b>205</b>	179	539	12156	66	184.18	-	184.40	= -0.22	269	681	33.0	33.0	50.00%
27	02/14/10	184	<b>190</b>	<b>193</b>	202	585	12741	69	184.65	-	184.18	= 0.47	269	681	35.0	34.0	50.72%
28	02/21/10	184	<b>203</b>	<b>203</b>	171	577	13318	72	184.97	-	184.65	= 0.32	269	681	37.0	35.0	51.39%
29	02/21/10	184	152	160	<b>169</b>	481	13799	75	183.99	-	184.97	= -0.99	269	681	37.5	37.5	50.00%
30	02/28/10	183	150	<b>219</b>	<b>222</b>	591	14390	78	184.49	-	183.99	= 0.50	269	681	39.5	38.5	50.64%
31	03/07/10	184	203	158	<b>169</b>	530	14920	81	184.20	-	184.49	= -0.29	269	681	40.5	40.5	50.00%
32	03/14/10	184	168	179	153	500	15420	84	183.57	-	184.20	= -0.63	269	681	40.5	43.5	48.21%

<u>&lt;100</u>	<u>100's</u>	<u>125's</u>	<u>150's</u>	<u>175's</u>	<u>200's</u>	<u>225's</u>	<u>250's</u>	<u>275's</u>	<u>300's</u>
		8	27	23	20	5	1		
<u>&lt;400</u>	<u>400's</u>	<u>450's</u>	<u>500's</u>	<u>550's</u>	<u>600's</u>	<u>650's</u>	<u>700's</u>	<u>750's</u>	<u>800's</u>
	1	4	9	11	1	2			

**Ave of Game 1**    **Ave of Game 2**    **Ave of Game 3**  
 180.82                      178.71                      191.18

High game of **269** on week **18**    High series of **681** on week **18**    High average of **184.97** after bowling week **28**  
 Low game of **131** on week **6**    Low series of **449** on week **6**    Low average of **159.33** after bowling week **1**



# Sunday Morning Threesome

Sunday 9:00 AM

## Classic Lanes

Lanes 1 - 16

Note: This report includes information through March 14 which is week 32 of 32

**Neil Gest's Bowling Record - Team 4: The Old & The Restless**

Week No.	Bowling Date	Old Ave	---Average Change---			Pins	Gms	---Average Change---			High Game	High Sers	Points Won	Points Lost	%Won	
			-1-	-2-	-3-			Total	New - Old	---> +/-						
1	09/13/09 bk191	194	180	169	543	543	3	181.00	-	0.00	= 181.00	194	543	1.0	2.0	33.33%
2	09/20/09 bk191				0	543	3	181.00	-	181.00	= 0.00	194	543	1.0	2.0	33.33%
3	09/27/09 bk191				0	543	3	181.00	-	181.00	= 0.00	194	543	1.0	2.0	33.33%
4	10/04/09 bk191				0	543	3	181.00	-	181.00	= 0.00	194	543	1.0	2.0	33.33%
5	10/04/09 bk191				0	543	3	181.00	-	181.00	= 0.00	194	543	1.0	2.0	33.33%
6	10/11/09 bk191				0	543	3	181.00	-	181.00	= 0.00	194	543	1.0	2.0	33.33%
7	10/18/09 bk191				0	543	3	181.00	-	181.00	= 0.00	194	543	1.0	2.0	33.33%
8	10/25/09 bk191				0	543	3	181.00	-	181.00	= 0.00	194	543	1.0	2.0	33.33%
9	11/01/09 bk191				0	543	3	181.00	-	181.00	= 0.00	194	543	1.0	2.0	33.33%
10	11/08/09 bk191				0	543	3	181.00	-	181.00	= 0.00	194	543	1.0	2.0	33.33%
11	11/15/09 bk191				0	543	3	181.00	-	181.00	= 0.00	194	543	1.0	2.0	33.33%
12	11/15/09 bk191				0	543	3	181.00	-	181.00	= 0.00	194	543	1.0	2.0	33.33%
13	11/29/09 bk191				0	543	3	181.00	-	181.00	= 0.00	194	543	1.0	2.0	33.33%
14	12/06/09 bk191				0	543	3	181.00	-	181.00	= 0.00	194	543	1.0	2.0	33.33%
15	12/06/09 bk191				0	543	3	181.00	-	181.00	= 0.00	194	543	1.0	2.0	33.33%
16	12/13/09 bk191				0	543	3	181.00	-	181.00	= 0.00	194	543	1.0	2.0	33.33%

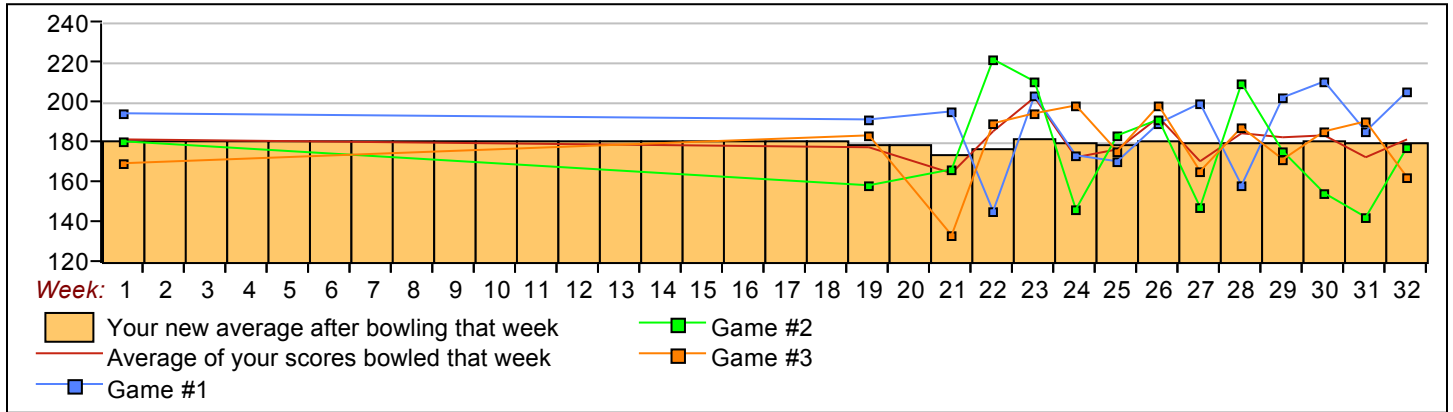
**End of 1st part**

17	12/20/09 bk191				0	543	3	181.00	-	181.00	= 0.00	194	543	1.0	2.0	33.33%	
18	12/27/09 bk191				0	543	3	181.00	-	181.00	= 0.00	194	543	1.0	2.0	33.33%	
19	01/03/10 bk191	191	158	183	532	1075	6	179.17	-	181.00	= -1.83	194	543	2.0	4.0	33.33%	
20	01/03/09 bk191				0	1075	6	179.17	-	179.17	= 0.00	194	543	2.0	4.0	33.33%	
21	01/10/10 bk191	195	166	133	494	1569	9	174.33	-	179.17	= -4.83	195	543	3.0	6.0	33.33%	
22	01/17/10	174	145	221	189	555	12	177.00	-	174.33	= 2.67	221	555	6.0	6.0	50.00%	
23	01/24/10	177	203	210	194	607	15	182.07	-	177.00	= 5.07	221	607	8.0	7.0	53.33%	
24	01/31/10	182	173	146	198	517	18	180.44	-	182.07	= -1.62	221	607	9.0	9.0	50.00%	
25	01/31/10	180	170	183	175	528	3776	21	179.81	-	180.44	= -0.63	221	607	11.0	10.0	52.38%
26	02/07/10	179	189	191	198	578	4354	24	181.42	-	179.81	= 1.61	221	607	14.0	10.0	58.33%
27	02/14/10	181	199	147	165	511	4865	27	180.19	-	181.42	= -1.23	221	607	15.0	12.0	55.56%
28	02/21/10	180	158	209	187	554	5419	30	180.63	-	180.19	= 0.45	221	607	16.0	14.0	53.33%
29	02/21/10	180	202	175	171	548	5967	33	180.82	-	180.63	= 0.18	221	607	17.0	16.0	51.52%
30	02/28/10	180	210	154	185	549	6516	36	181.00	-	180.82	= 0.18	221	607	19.0	17.0	52.78%
31	03/07/10	181	185	142	190	517	7033	39	180.33	-	181.00	= -0.67	221	607	21.0	18.0	53.85%
32	03/14/10	180	205	177	162	544	7577	42	180.40	-	180.33	= 0.07	221	607	22.0	20.0	52.38%

<u>&lt;100</u>	<u>100's</u>	<u>125's</u>	<u>150's</u>	<u>175's</u>	<u>200's</u>	<u>225's</u>	<u>250's</u>	<u>275's</u>	<u>300's</u>
		5	10	20	7				
<u>&lt;400</u>	<u>400's</u>	<u>450's</u>	<u>500's</u>	<u>550's</u>	<u>600's</u>	<u>650's</u>	<u>700's</u>	<u>750's</u>	<u>800's</u>
		1	9	3	1				

**Ave of Game 1**    **Ave of Game 2**    **Ave of Game 3**  
 187.07                      175.64                      178.50

High game of **221** on week **22**    High series of **607** on week **23**    High average of **182.07** after bowling week **23**  
 Low game of **133** on week **21**    Low series of **494** on week **21**    Low average of **174.33** after bowling week **21**



# Sunday Morning Threesome

Sunday 9:00 AM

## Classic Lanes

Lanes 1 - 16

Note: This report includes information through March 14 which is week 32 of 32

**Peter Majchrzak's Bowling Record - Team 4: The Old & The Restless**

Week No.	Bowling Date	Old Ave	---Average Change---			Pins	Gms	---Average Change---			High Game	High Sers	Points Won	Points Lost	%Won	
			-1-	-2-	-3-			Total	New	Old						---> +/-
1	09/13/09	0				0	0		- 0.00	= 0.00	0	0			0.00%	
2	09/20/09	175	157	190	178	525	3	175.00	- 0.00	= 175.00	190	525	1.0	2.0	33.33%	
3	09/27/09	175				0	525	3	175.00	- 175.00	= 0.00	190	525	1.0	2.0	33.33%
4	10/04/09	175	205	235	163	603	1128	6	188.00	- 175.00	= 13.00	235	603	4.0	2.0	66.67%
5	10/04/09	175				0	1128	6	188.00	- 188.00	= 0.00	235	603	4.0	2.0	66.67%
6	10/11/09	175	183	212	181	576	1704	9	189.33	- 188.00	= 1.33	235	603	6.0	3.0	66.67%
7	10/18/09	189				0	1704	9	189.33	- 189.33	= 0.00	235	603	6.0	3.0	66.67%
8	10/25/09	189	158	178	188	524	2228	12	185.67	- 189.33	= -3.67	235	603	6.0	6.0	50.00%
9	11/01/09	185				0	2228	12	185.67	- 185.67	= 0.00	235	603	6.0	6.0	50.00%
10	11/08/09	185	160	147	146	453	2681	15	178.73	- 185.67	= -6.93	235	603	6.0	9.0	40.00%
11	11/15/09	178	145	167	169	481	3162	18	175.67	- 178.73	= -3.07	235	603	8.0	10.0	44.44%
12	11/15/09	175				0	3162	18	175.67	- 175.67	= 0.00	235	603	8.0	10.0	44.44%
13	11/29/09	175				0	3162	18	175.67	- 175.67	= 0.00	235	603	8.0	10.0	44.44%
14	12/06/09	175	170	170	194	534	3696	21	176.00	- 175.67	= 0.33	235	603	10.0	11.0	47.62%
15	12/06/09	176				0	3696	21	176.00	- 176.00	= 0.00	235	603	10.0	11.0	47.62%
16	12/13/09	176				0	3696	21	176.00	- 176.00	= 0.00	235	603	10.0	11.0	47.62%

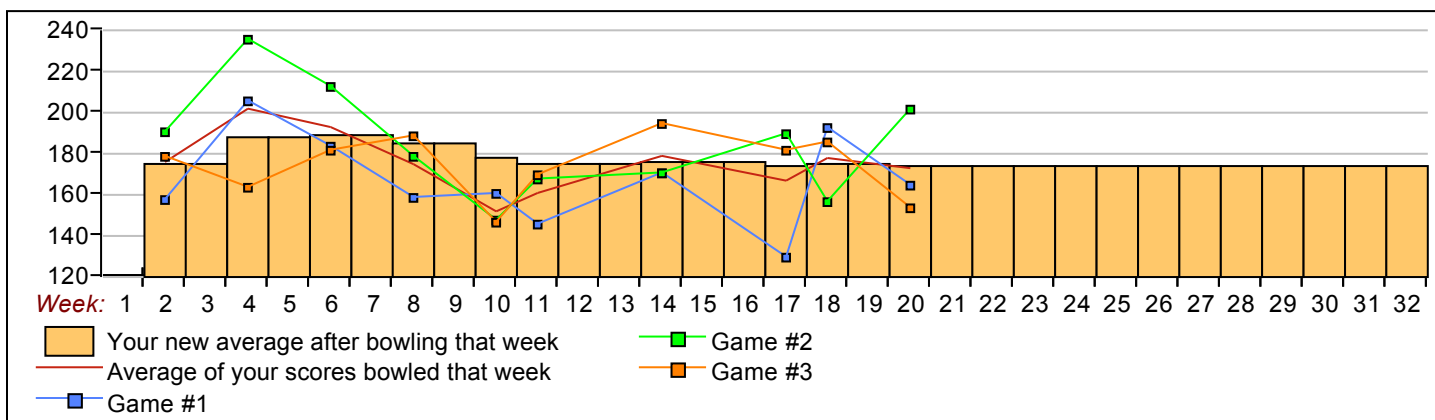
**End of 1st part**

17	12/20/09	176	129	189	181	499	4195	24	174.79	- 176.00	= -1.21	235	603	11.5	12.5	47.92%
18	12/27/09	174	192	156	185	533	4728	27	175.11	- 174.79	= 0.32	235	603	13.5	13.5	50.00%
19	01/03/10	175				0	4728	27	175.11	- 175.11	= 0.00	235	603	13.5	13.5	50.00%
20	01/03/09	175	164	201	153	518	5246	30	174.87	- 175.11	= -0.24	235	603	15.5	14.5	51.67%
21	01/10/10	174				0	5246	30	174.87	- 174.87	= 0.00	235	603	15.5	14.5	51.67%
22	01/17/10	174				0	5246	30	174.87	- 174.87	= 0.00	235	603	15.5	14.5	51.67%
23	01/24/10	174				0	5246	30	174.87	- 174.87	= 0.00	235	603	15.5	14.5	51.67%
24	01/31/10	174				0	5246	30	174.87	- 174.87	= 0.00	235	603	15.5	14.5	51.67%
25	01/31/10	174				0	5246	30	174.87	- 174.87	= 0.00	235	603	15.5	14.5	51.67%
26	02/07/10	174				0	5246	30	174.87	- 174.87	= 0.00	235	603	15.5	14.5	51.67%
27	02/14/10	174				0	5246	30	174.87	- 174.87	= 0.00	235	603	15.5	14.5	51.67%
28	02/21/10	174				0	5246	30	174.87	- 174.87	= 0.00	235	603	15.5	14.5	51.67%
29	02/21/10	174				0	5246	30	174.87	- 174.87	= 0.00	235	603	15.5	14.5	51.67%
30	02/28/10	174				0	5246	30	174.87	- 174.87	= 0.00	235	603	15.5	14.5	51.67%
31	03/07/10	174				0	5246	30	174.87	- 174.87	= 0.00	235	603	15.5	14.5	51.67%
32	03/14/10	174				0	5246	30	174.87	- 174.87	= 0.00	235	603	15.5	14.5	51.67%

<u>&lt;100</u>	<u>100's</u>	<u>125's</u>	<u>150's</u>	<u>175's</u>	<u>200's</u>	<u>225's</u>	<u>250's</u>	<u>275's</u>	<u>300's</u>
		4	11	11	3	1			
<u>&lt;400</u>	<u>400's</u>	<u>450's</u>	<u>500's</u>	<u>550's</u>	<u>600's</u>	<u>650's</u>	<u>700's</u>	<u>750's</u>	<u>800's</u>
		3	5	1	1				

**Ave of Game 1    Ave of Game 2    Ave of Game 3**  
166.30
184.50
173.80

High game of **235** on week **4**    High series of **603** on week **4**    High average of **189.33** after bowling week **6**  
 Low game of **129** on week **17**    Low series of **453** on week **10**    Low average of **174.79** after bowling week **17**



# Sunday Morning Threesome

Sunday 9:00 AM

## Classic Lanes

Lanes 1 - 16

Note: This report includes information through March 14 which is week 32 of 32

**Peter Majchrzak's Bowling Record - Team 4: The Old & The Restless**

Week No.	Bowling Date	Old Ave	Average			Total	Pins	Gms	---Average Change---			High Game	High Sers	Points Won	Points Lost	%Won		
			-1-	-2-	-3-				New	Old	---> +/-							
1	09/13/09	bk212				0	0	0	-	0.00	=	0.00	0	0			0.00%	
2	09/20/09	bk212				0	0	0	-	0.00	=	0.00	0	0			0.00%	
3	09/27/09	bk212	<b>191</b>	<b>215</b>	<b>198</b>	604	604	3	201.33	-	0.00	=	201.33	215	604	3.0		100.00%
4	10/04/09	bk212				0	604	3	201.33	-	201.33	=	0.00	215	604	3.0		100.00%
5	10/04/09	bk212	<b>192</b>	183	184	559	1163	6	193.83	-	201.33	=	-7.50	215	604	4.0	2.0	66.67%
6	10/11/09	bk212				0	1163	6	193.83	-	193.83	=	0.00	215	604	4.0	2.0	66.67%
7	10/18/09	bk212	192	199	<b>211</b>	602	1765	9	196.11	-	193.83	=	2.28	215	604	5.0	4.0	55.56%
8	10/25/09	196				0	1765	9	196.11	-	196.11	=	0.00	215	604	5.0	4.0	55.56%
9	11/01/09	196	<b>236</b>	<b>196</b>	<b>236</b>	668	2433	12	202.75	-	196.11	=	6.64	236	668	8.0	4.0	66.67%
10	11/08/09	202				0	2433	12	202.75	-	202.75	=	0.00	236	668	8.0	4.0	66.67%
11	11/15/09	202				0	2433	12	202.75	-	202.75	=	0.00	236	668	8.0	4.0	66.67%
12	11/15/09	202	236	<b>256</b>	<b>205</b>	697	3130	15	208.67	-	202.75	=	5.92	256	697	10.0	5.0	66.67%
13	11/29/09	208	<b>234</b>	<b>238</b>	<b>275</b>	747	3877	18	215.39	-	208.67	=	6.72	275	747	13.0	5.0	72.22%
14	12/06/09	215				0	3877	18	215.39	-	215.39	=	0.00	275	747	13.0	5.0	72.22%
15	12/06/09	215	194	190	224	608	4485	21	213.57	-	215.39	=	-1.82	275	747	13.0	8.0	61.90%
16	12/13/09	213	195	<b>234</b>	<b>225</b>	654	5139	24	214.13	-	213.57	=	0.55	275	747	15.0	9.0	62.50%

**End of 1st part**

17	12/20/09	214				0	5139	24	214.13	-	214.13	=	0.00	275	747	15.0	9.0	62.50%
18	12/27/09	214	203	220	<b>212</b>	635	5774	27	213.85	-	214.13	=	-0.27	275	747	16.0	11.0	59.26%
19	01/03/10	213				0	5774	27	213.85	-	213.85	=	0.00	275	747	16.0	11.0	59.26%
20	01/03/09	213	<b>214</b>	193	<b>194</b>	601	6375	30	212.50	-	213.85	=	-1.35	275	747	18.0	12.0	60.00%
21	01/10/10	212				0	6375	30	212.50	-	212.50	=	0.00	275	747	18.0	12.0	60.00%
22	01/17/10	212				0	6375	30	212.50	-	212.50	=	0.00	275	747	18.0	12.0	60.00%
23	01/24/10	212				0	6375	30	212.50	-	212.50	=	0.00	275	747	18.0	12.0	60.00%
24	01/31/10	212				0	6375	30	212.50	-	212.50	=	0.00	275	747	18.0	12.0	60.00%
25	01/31/10	212				0	6375	30	212.50	-	212.50	=	0.00	275	747	18.0	12.0	60.00%
26	02/07/10	212				0	6375	30	212.50	-	212.50	=	0.00	275	747	18.0	12.0	60.00%
27	02/14/10	212				0	6375	30	212.50	-	212.50	=	0.00	275	747	18.0	12.0	60.00%
28	02/21/10	212				0	6375	30	212.50	-	212.50	=	0.00	275	747	18.0	12.0	60.00%
29	02/21/10	212				0	6375	30	212.50	-	212.50	=	0.00	275	747	18.0	12.0	60.00%
30	02/28/10	212				0	6375	30	212.50	-	212.50	=	0.00	275	747	18.0	12.0	60.00%
31	03/07/10	212				0	6375	30	212.50	-	212.50	=	0.00	275	747	18.0	12.0	60.00%
32	03/14/10	212				0	6375	30	212.50	-	212.50	=	0.00	275	747	18.0	12.0	60.00%

<u>&lt;100</u>	<u>100's</u>	<u>125's</u>	<u>150's</u>	<u>175's</u>	<u>200's</u>	<u>225's</u>	<u>250's</u>	<u>275's</u>	<u>300's</u>
				13	8	7	1	1	
<u>&lt;400</u>	<u>400's</u>	<u>450's</u>	<u>500's</u>	<u>550's</u>	<u>600's</u>	<u>650's</u>	<u>700's</u>	<u>750's</u>	<u>800's</u>
				1	5	3	1		

**Ave of Game 1    Ave of Game 2    Ave of Game 3**  
 208.70                      212.40                      216.40

High game of **275** on week **13**    High series of **747** on week **13**    High average of **215.39** after bowling week **13**  
 Low game of **183** on week **5**        Low series of **559** on week **5**        Low average of **193.83** after bowling week **5**

