

Sunday 9:00 AM

**Classic Lanes**

Lanes 1 - 16

Note: This report includes information through March 14 which is week 32 of 32

**Team 6: Midwest Enduro Stock Cars**

Name	Pins	Gms	True Average	Book Ave	High Game	High Sers	Points Won	Points Lost	%Won
Traber, Darryl	18851	84	224.42	234	300	785	40.5	46.5	46.55%
Weber, Wayne	18406	90	204.51	206	287	706	50.0	40.0	55.56%
Frey, Robert	15096	69	218.78	221	289	813	36.5	32.5	52.90%
Frey, Kellie	5091	27	188.56	181	256	651	16.0	11.0	59.26%

**Team History**

Week	Bowling No.	Opp. Date	Opp. Team	-1-	-2-	-3-	Total	Last Wk WON	Last Wk Lost	Points Won	Points Lost	Year-To-Date WON	Y-T-D LOST	High Game	High Sers
1	09/13/09	5	519	570	612	1701	0½	15½	0½	15½	0½	15½	612	1701	
2	09/20/09	15	<b>704</b>	632	<b>588</b>	<b>1924</b>	11	5	11½	20½	11½	20½	704	1924	
3	09/27/09	1	<b>659</b>	<b>597</b>	<b>595</b>	<b>1851</b>	1	15	12½	35½	12½	35½	704	1924	
4	10/04/09	9	532	<b>690</b>	630	1852	1	15	13½	50½	13½	50½	704	1924	
5	10/04/09	3	<b>683</b>	<b>669</b>	<b>641</b>	<b>1993</b>	10	6	23½	56½	23½	56½	704	1993	
6	10/11/09	14	<b>768</b>	<b>677</b>	<b>736</b>	<b>2181</b>	15	1	38½	57½	38½	57½	768	2181	
7	10/18/09	12	599	<b>662</b>	<b>608</b>	<b>1869</b>	3	13	41½	70½	41½	70½	768	2181	
8	10/25/09	7	<b>673</b>	569	585	1827	5	11	46½	81½	46½	81½	768	2181	
9	11/01/09	10	<b>681</b>	<b>642</b>	<b>558</b>	<b>1881</b>	8½	7½	55	89	55	89	768	2181	
10	11/08/09	11	<b>663</b>	<b>709</b>	<b>644</b>	<b>2016</b>	10	6	65	95	65	95	768	2181	
11	11/15/09	8	<b>644</b>	628	580	1852	7	9	72	104	72	104	768	2181	
12	11/15/09	2	<b>646</b>	<b>612</b>	<b>625</b>	<b>1883</b>	15	1	87	105	87	105	768	2181	
13	11/29/09	13	<b>691</b>	<b>753</b>	<b>672</b>	<b>2116</b>	12	4	99	109	99	109	768	2181	
14	12/06/09	16	609	614	<b>585</b>	1808	3	13	102	122	102	122	768	2181	
15	12/06/09	4	<b>656</b>	<b>636</b>	619	<b>1911</b>	14	2	116	124	116	124	768	2181	
16	12/13/09	7	<b>660</b>	<b>674</b>	<b>608</b>	<b>1942</b>	11	5	127	129	127	129	768	2181	

**End of 1st part**

17	12/20/09	5	<b>573</b>	<b>724</b>	577	<b>1874</b>	5	11	5	11	132	140	768	2181
18	12/27/09	15	633	<b>621</b>	<b>622</b>	<b>1876</b>	6	10	11	21	138	150	768	2181
19	01/03/10	1	<b>593</b>	<b>651</b>	<b>607</b>	<b>1851</b>	6	10	17	31	144	160	768	2181
20	01/03/09	9	524	563	<b>595</b>	1682	7	9	24	40	151	169	768	2181
21	01/10/10	3	<b>679</b>	<b>664</b>	543	<b>1886</b>	7½	8½	31½	48½	158½	177½	768	2181
22	01/17/10	14	<b>800</b>	613	<b>661</b>	<b>2074</b>	10	6	41½	54½	168½	183½	800	2181
23	01/24/10	12	<b>695</b>	<b>681</b>	<b>640</b>	<b>2016</b>	13	3	54½	57½	181½	186½	800	2181
24	01/31/10	7	<b>664</b>	<b>650</b>	<b>654</b>	<b>1968</b>	14	2	68½	59½	195½	188½	800	2181
25	01/31/10	10	<b>579</b>	<b>778</b>	<b>660</b>	<b>2017</b>	12	4	80½	63½	207½	192½	800	2181
26	02/07/10	11	573	599	601	1773	3	13	83½	76½	210½	205½	800	2181
27	02/14/10	8	<b>642</b>	<b>653</b>	652	<b>1947</b>	11	5	94½	81½	221½	210½	800	2181
28	02/21/10	2	<b>674</b>	<b>613</b>	<b>636</b>	<b>1923</b>	12	4	106½	85½	233½	214½	800	2181
29	02/21/10	13	<b>688</b>	<b>753</b>	<b>685</b>	<b>2126</b>	11	5	117½	90½	244½	219½	800	2181
30	02/28/10	16	<b>727</b>	<b>665</b>	<b>679</b>	<b>2071</b>	12	4	129½	94½	256½	223½	800	2181
31	03/07/10	4	<b>682</b>	<b>572</b>	558	<b>1812</b>	5	11	134½	105½	261½	234½	800	2181
32	03/14/10	15	<b>712</b>	601	<b>603</b>	<b>1916</b>	5	11	139½	116½	266½	245½	800	2181

# Sunday Morning Threesome

Sunday 9:00 AM

## Classic Lanes

Lanes 1 - 16

Note: This report includes information through March 14 which is week 32 of 32

### Darryl Traber's Bowling Record - Team 6: Midwest Enduro Stock Cars

Week No.	Bowling Date	Old Ave	Average Change			Pins	Gms	---Average Change---			High Game	High Sers	Points Won	Points Lost	%Won		
			-1-	-2-	-3-			New	Old	---> +/-							
1	09/13/09	bk234	213	221	225	659	659	3	219.67	-	0.00	= 219.67	225	659	3.0	3.0	0.00%
2	09/20/09	bk234	<b>300</b>	<b>258</b>	<b>227</b>	785	1444	6	240.67	-	219.67	= 21.00	300	785	3.0	3.0	50.00%
3	09/27/09	bk234	225	243	206	674	2118	9	235.33	-	240.67	= -5.33	300	785	3.0	6.0	33.33%
4	10/04/09	235	181	234	215	630	2748	12	229.00	-	235.33	= -6.33	300	785	3.0	9.0	25.00%
5	10/04/09	229	204	226	235	665	3413	15	227.53	-	229.00	= -1.47	300	785	3.0	12.0	20.00%
6	10/11/09	227	<b>279</b>	227	<b>276</b>	782	4195	18	233.06	-	227.53	= 5.52	300	785	5.0	13.0	27.78%
7	10/18/09	233	185	237	<b>233</b>	655	4850	21	230.95	-	233.06	= -2.10	300	785	6.0	15.0	28.57%
8	10/25/09	230	<b>236</b>	191	225	652	5502	24	229.25	-	230.95	= -1.70	300	785	7.0	17.0	29.17%
9	11/01/09	229	<b>258</b>	217	172	647	6149	27	227.74	-	229.25	= -1.51	300	785	7.5	19.5	27.78%
10	11/08/09	227	<b>224</b>	<b>227</b>	212	663	6812	30	227.07	-	227.74	= -0.67	300	785	9.5	20.5	31.67%
11	11/15/09	227	<b>238</b>	213	214	665	7477	33	226.58	-	227.07	= -0.49	300	785	10.5	22.5	31.82%
12	11/15/09	226	226	<b>207</b>	<b>227</b>	660	8137	36	226.03	-	226.58	= -0.55	300	785	12.5	23.5	34.72%
13	11/29/09	226	229	<b>268</b>	<b>225</b>	722	8859	39	227.15	-	226.03	= 1.13	300	785	14.5	24.5	37.18%
14	12/06/09	227	a207	a207	a207	621	8859	39	227.15	-	227.15	= 0.00	300	785	14.5	24.5	37.18%
15	12/06/09	227				0	8859	39	227.15	-	227.15	= 0.00	300	785	14.5	24.5	37.18%
16	12/13/09	227	<b>243</b>	204	193	640	9499	42	226.17	-	227.15	= -0.99	300	785	15.5	26.5	36.90%

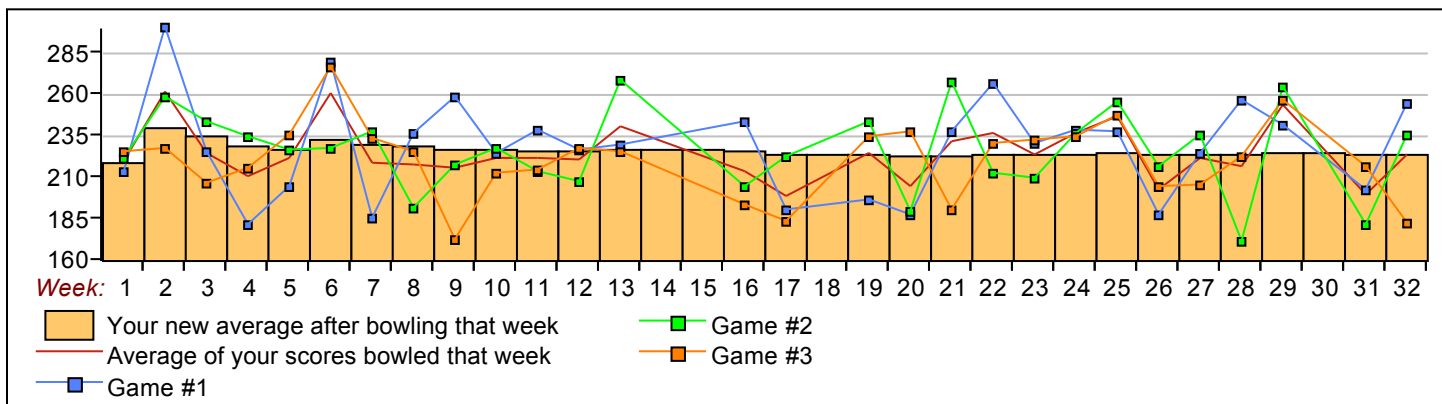
### End of 1st part

17	12/20/09	226	190	222	183	595	10094	45	224.31	-	226.17	= -1.86	300	785	15.5	29.5	34.44%
18	12/27/09	224	a204	a204	a204	612	10094	45	224.31	-	224.31	= 0.00	300	785	16.5	31.5	34.38%
19	01/03/10	224	<b>196</b>	<b>243</b>	234	673	10767	48	224.31	-	224.31	= 0.00	300	785	18.5	32.5	36.27%
20	01/03/09	224	<b>187</b>	189	<b>237</b>	613	11380	51	223.14	-	224.31	= -1.18	300	785	20.5	33.5	37.96%
21	01/10/10	223	237	<b>267</b>	<b>190</b>	694	12074	54	223.59	-	223.14	= 0.46	300	785	22.5	34.5	39.47%
22	01/17/10	223	<b>266</b>	212	<b>230</b>	708	12782	57	224.25	-	223.59	= 0.65	300	785	24.5	35.5	40.83%
23	01/24/10	224	<b>230</b>	209	<b>232</b>	671	13453	60	224.22	-	224.25	= -0.03	300	785	26.5	36.5	42.06%
24	01/31/10	224	<b>238</b>	<b>236</b>	<b>234</b>	708	14161	63	224.78	-	224.22	= 0.56	300	785	29.5	36.5	44.70%
25	01/31/10	224	<b>237</b>	<b>255</b>	<b>247</b>	739	14900	66	225.76	-	224.78	= 0.98	300	785	32.5	36.5	47.10%
26	02/07/10	225	187	216	204	607	15507	69	224.74	-	225.76	= -1.02	300	785	32.5	39.5	45.14%
27	02/14/10	224	<b>224</b>	<b>235</b>	205	664	16171	72	224.60	-	224.74	= -0.14	300	785	34.5	40.5	46.00%
28	02/21/10	224	<b>256</b>	171	<b>222</b>	649	16820	75	224.27	-	224.60	= -0.33	300	785	36.5	41.5	46.79%
29	02/21/10	224	<b>241</b>	<b>264</b>	<b>256</b>	761	17581	78	225.40	-	224.27	= 1.13	300	785	39.5	41.5	48.77%
30	02/28/10	225				0	17581	78	225.40	-	225.40	= 0.00	300	785	39.5	41.5	48.77%
31	03/07/10	225	202	181	216	599	18180	81	224.44	-	225.40	= -0.95	300	785	39.5	44.5	47.02%
32	03/14/10	224	<b>254</b>	235	182	671	18851	84	224.42	-	224.44	= -0.03	300	785	40.5	46.5	46.55%

<u>&lt;100</u>	<u>100's</u>	<u>125's</u>	<u>150's</u>	<u>175's</u>	<u>200's</u>	<u>225's</u>	<u>250's</u>	<u>275's</u>	<u>300's</u>
			2	13	22	34	10	2	1
<u>&lt;400</u>	<u>400's</u>	<u>450's</u>	<u>500's</u>	<u>550's</u>	<u>600's</u>	<u>650's</u>	<u>700's</u>	<u>750's</u>	<u>800's</u>
				2	6	13	4	3	

Ave of Game 1    Ave of Game 2    Ave of Game 3  
 228.07                      225.29                      219.89

High game of **300** on week **2**    High series of **785** on week **2**    High average of **240.67** after bowling week **2**  
 Low game of **171** on week **28**    Low series of **595** on week **17**    Low average of **219.67** after bowling week **1**



# Sunday Morning Threesome

Sunday 9:00 AM

## Classic Lanes

Lanes 1 - 16

Note: This report includes information through March 14 which is week 32 of 32

**Wayne Weber's Bowling Record - Team 6: Midwest Enduro Stock Cars**

Week	Bowling No.	Old Date	Old Ave	-1-	-2-	-3-	Total	Pins	Gms	---Average Change---			High Game	High Sers	Points Won	Points Lost	%Won	
										New	Old	---> +/-						
1	09/13/09	bk206					0	0	0	-	0.00	=	0.00	0	0		0.00%	
2	09/20/09	bk206	<b>213</b>	<b>214</b>	187	614	614	3	204.67	-	0.00	=	204.67	214	614	2.0	1.0	66.67%
3	09/27/09	bk206	202	178	164	544	1158	6	193.00	-	204.67	=	-11.67	214	614	2.0	4.0	33.33%
4	10/04/09	bk206	184	190	182	556	1714	9	190.44	-	193.00	=	-2.56	214	614	2.0	7.0	22.22%
5	10/04/09	190	190	<b>237</b>	<b>215</b>	642	2356	12	196.33	-	190.44	=	5.89	237	642	4.0	8.0	33.33%
6	10/11/09	196	<b>221</b>	<b>171</b>	<b>194</b>	586	2942	15	196.13	-	196.33	=	-0.20	237	642	7.0	8.0	46.67%
7	10/18/09	196	<b>205</b>	201	161	567	3509	18	194.94	-	196.13	=	-1.19	237	642	8.0	10.0	44.44%
8	10/25/09	194	<b>225</b>	200	158	583	4092	21	194.86	-	194.94	=	-0.09	237	642	9.0	12.0	42.86%
9	11/01/09	194	<b>185</b>	<b>213</b>	172	570	4662	24	194.25	-	194.86	=	-0.61	237	642	11.0	13.0	45.83%
10	11/08/09	194	<b>217</b>	<b>246</b>	<b>226</b>	689	5351	27	198.19	-	194.25	=	3.94	246	689	14.0	13.0	51.85%
11	11/15/09	198	<b>225</b>	<b>226</b>	167	618	5969	30	198.97	-	198.19	=	0.78	246	689	16.0	14.0	53.33%
12	11/15/09	198	<b>237</b>	<b>255</b>	<b>214</b>	706	6675	33	202.27	-	198.97	=	3.31	255	706	19.0	14.0	57.58%
13	11/29/09	202	194	<b>259</b>	<b>212</b>	665	7340	36	203.89	-	202.27	=	1.62	259	706	21.0	15.0	58.33%
14	12/06/09	203	185	181	<b>195</b>	561	7901	39	202.59	-	203.89	=	-1.30	259	706	22.0	17.0	56.41%
15	12/06/09	202	<b>245</b>	204	<b>207</b>	656	8557	42	203.74	-	202.59	=	1.15	259	706	24.0	18.0	57.14%
16	12/13/09	203	<b>236</b>	<b>223</b>	<b>201</b>	660	9217	45	204.82	-	203.74	=	1.08	259	706	27.0	18.0	60.00%

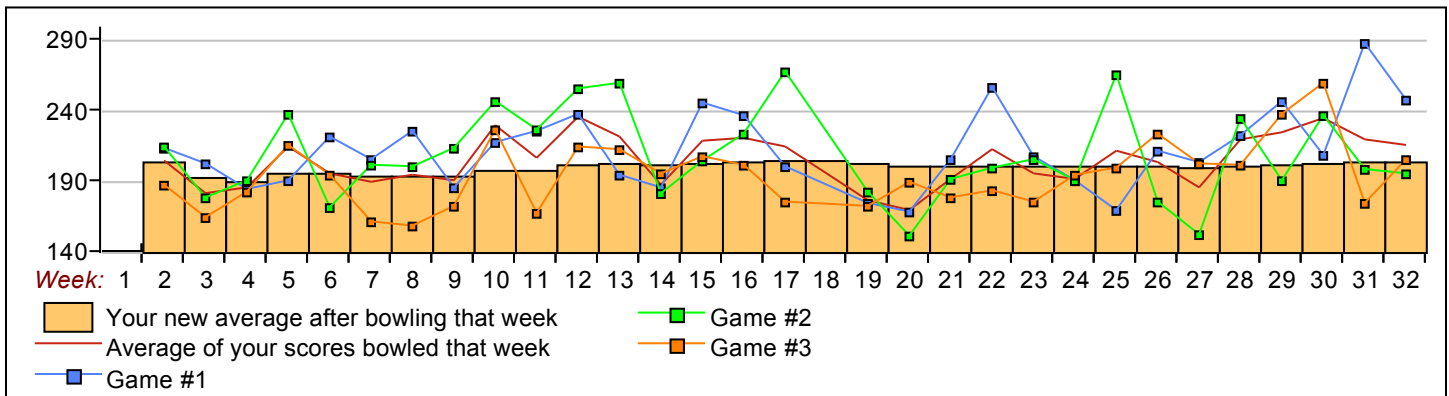
**End of 1st part**

17	12/20/09	204	<b>200</b>	<b>267</b>	175	642	9859	48	205.40	-	204.82	=	0.57	267	706	29.0	19.0	60.42%
18	12/27/09	205				0	9859	48	205.40	-	205.40	=	0.00	267	706	29.0	19.0	60.42%
19	01/03/10	205	174	182	172	528	10387	51	203.67	-	205.40	=	-1.73	267	706	29.0	22.0	56.86%
20	01/03/09	203	168	151	<b>189</b>	508	10895	54	201.76	-	203.67	=	-1.91	267	706	30.0	24.0	55.56%
21	01/10/10	201	205	191	<b>178</b>	574	11469	57	201.21	-	201.76	=	-0.55	267	706	31.0	26.0	54.39%
22	01/17/10	201	<b>256</b>	199	183	638	12107	60	201.78	-	201.21	=	0.57	267	706	32.0	28.0	53.33%
23	01/24/10	201	207	<b>205</b>	175	587	12694	63	201.49	-	201.78	=	-0.29	267	706	33.0	30.0	52.38%
24	01/31/10	201	<b>190</b>	<b>190</b>	<b>194</b>	574	13268	66	201.03	-	201.49	=	-0.46	267	706	36.0	30.0	54.55%
25	01/31/10	201	169	<b>265</b>	<b>199</b>	633	13901	69	201.46	-	201.03	=	0.43	267	706	38.0	31.0	55.07%
26	02/07/10	201	<b>211</b>	175	<b>223</b>	609	14510	72	201.53	-	201.46	=	0.06	267	706	40.0	32.0	55.56%
27	02/14/10	201	<b>203</b>	152	202	557	15067	75	200.89	-	201.53	=	-0.63	267	706	41.0	34.0	54.67%
28	02/21/10	200	<b>222</b>	<b>234</b>	<b>201</b>	657	15724	78	201.59	-	200.89	=	0.70	267	706	44.0	34.0	56.41%
29	02/21/10	201	<b>246</b>	190	<b>237</b>	673	16397	81	202.43	-	201.59	=	0.84	267	706	46.0	35.0	56.79%
30	02/28/10	202	208	236	<b>259</b>	703	17100	84	203.57	-	202.43	=	1.14	267	706	47.0	37.0	55.95%
31	03/07/10	203	<b>287</b>	<b>198</b>	174	659	17759	87	204.13	-	203.57	=	0.56	287	706	49.0	38.0	56.32%
32	03/14/10	204	<b>247</b>	195	205	647	18406	90	204.51	-	204.13	=	0.38	287	706	50.0	40.0	55.56%

<u>&lt;100</u>	<u>100's</u>	<u>125's</u>	<u>150's</u>	<u>175's</u>	<u>200's</u>	<u>225's</u>	<u>250's</u>	<u>275's</u>	<u>300's</u>
			13	28	28	14	6	1	
<u>&lt;400</u>	<u>400's</u>	<u>450's</u>	<u>500's</u>	<u>550's</u>	<u>600's</u>	<u>650's</u>	<u>700's</u>	<u>750's</u>	<u>800's</u>
			3	10	8	7	2		

Ave of Game 1    Ave of Game 2    Ave of Game 3  
 211.90                      207.60                      194.03

High game of **287** on week **31**    High series of **706** on week **12**    High average of **205.40** after bowling week **17**  
 Low game of **151** on week **20**    Low series of **508** on week **20**    Low average of **190.44** after bowling week **4**



# Sunday Morning Threesome

Sunday 9:00 AM

## Classic Lanes

Lanes 1 - 16

Note: This report includes information through March 14 which is week 32 of 32

### Robert Frey's Bowling Record - Team 6: Midwest Enduro Stock Cars

Week No.	Bowling Date	Old Ave	---Average Change---			Pins	Gms	---Average Change---			High Game	High Sers	Points Won	Points Lost	%Won	
			-1-	-2-	-3-			New - Old	---> +/-							
1	09/13/09	bk221	161	<b>186</b>	210	557	557	3	185.67	- 0.00	= 185.67	210	557	0.5	2.5	16.67%
2	09/20/09	bk221				0	557	3	185.67	- 185.67	= 0.00	210	557	0.5	2.5	16.67%
3	09/27/09	bk221	232	176	<b>225</b>	633	1190	6	198.33	- 185.67	= 12.67	232	633	1.5	4.5	25.00%
4	10/04/09	bk221	167	<b>266</b>	233	666	1856	9	206.22	- 198.33	= 7.89	266	666	2.5	6.5	27.78%
5	10/04/09	206	<b>289</b>	<b>206</b>	<b>191</b>	686	2542	12	211.83	- 206.22	= 5.61	289	686	5.5	6.5	45.83%
6	10/11/09	211	<b>268</b>	<b>279</b>	<b>266</b>	813	3355	15	223.67	- 211.83	= 11.83	289	813	8.5	6.5	56.67%
7	10/18/09	223	209	<b>224</b>	214	647	4002	18	222.33	- 223.67	= -1.33	289	813	9.5	8.5	52.78%
8	10/25/09	222	<b>212</b>	178	202	592	4594	21	218.76	- 222.33	= -3.57	289	813	10.5	10.5	50.00%
9	11/01/09	218	<b>238</b>	<b>212</b>	<b>214</b>	664	5258	24	219.08	- 218.76	= 0.32	289	813	13.5	10.5	56.25%
10	11/08/09	219	222	236	206	664	5922	27	219.33	- 219.08	= 0.25	289	813	13.5	13.5	50.00%
11	11/15/09	219				0	5922	27	219.33	- 219.33	= 0.00	289	813	13.5	13.5	50.00%
12	11/15/09	219				0	5922	27	219.33	- 219.33	= 0.00	289	813	13.5	13.5	50.00%
13	11/29/09	219	<b>268</b>	<b>226</b>	<b>235</b>	729	6651	30	221.70	- 219.33	= 2.37	289	813	16.5	13.5	55.00%
14	12/06/09	221				0	6651	30	221.70	- 221.70	= 0.00	289	813	16.5	13.5	55.00%
15	12/06/09	221				0	6651	30	221.70	- 221.70	= 0.00	289	813	16.5	13.5	55.00%
16	12/13/09	221	181	<b>247</b>	<b>214</b>	642	7293	33	221.00	- 221.70	= -0.70	289	813	18.5	14.5	56.06%

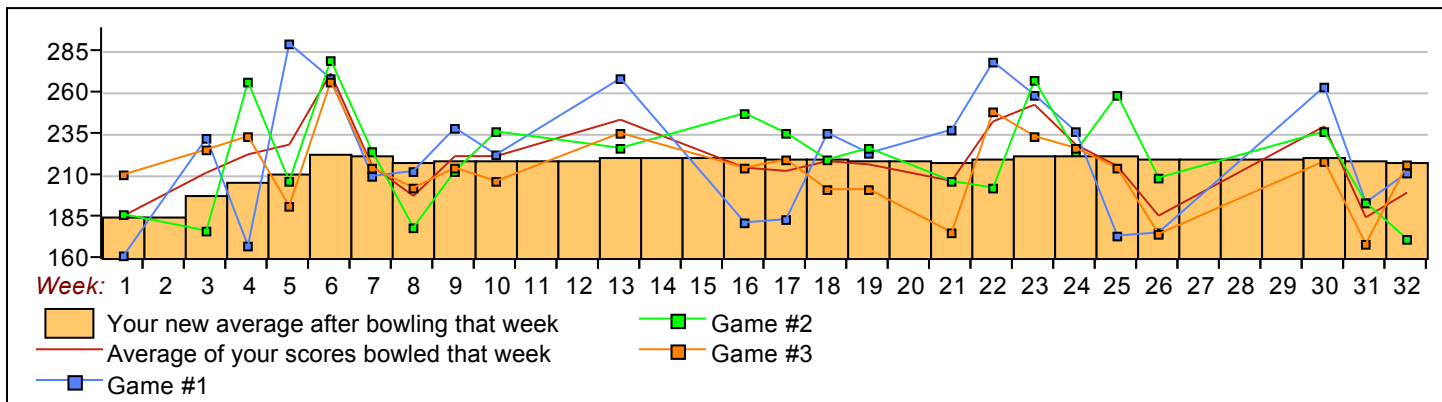
### End of 1st part

17	12/20/09	221	183	<b>235</b>	219	637	7930	36	220.28	- 221.00	= -0.72	289	813	19.5	16.5	54.17%
18	12/27/09	220	235	219	<b>201</b>	655	8585	39	220.13	- 220.28	= -0.15	289	813	20.5	18.5	52.56%
19	01/03/10	220	<b>223</b>	<b>226</b>	201	650	9235	42	219.88	- 220.13	= -0.25	289	813	22.5	19.5	53.57%
20	01/03/09	219				0	9235	42	219.88	- 219.88	= 0.00	289	813	22.5	19.5	53.57%
21	01/10/10	219	<b>237</b>	<b>206</b>	175	618	9853	45	218.96	- 219.88	= -0.93	289	813	24.5	20.5	54.44%
22	01/17/10	218	<b>278</b>	202	<b>248</b>	728	10581	48	220.44	- 218.96	= 1.48	289	813	26.5	21.5	55.21%
23	01/24/10	220	<b>258</b>	<b>267</b>	<b>233</b>	758	11339	51	222.33	- 220.44	= 1.90	289	813	29.5	21.5	57.84%
24	01/31/10	222	236	224	<b>226</b>	686	12025	54	222.69	- 222.33	= 0.35	289	813	30.5	23.5	56.48%
25	01/31/10	222	173	<b>258</b>	<b>214</b>	645	12670	57	222.28	- 222.69	= -0.40	289	813	32.5	24.5	57.02%
26	02/07/10	222	175	<b>208</b>	174	557	13227	60	220.45	- 222.28	= -1.83	289	813	33.5	26.5	55.83%
27	02/14/10	220				0	13227	60	220.45	- 220.45	= 0.00	289	813	33.5	26.5	55.83%
28	02/21/10	220				0	13227	60	220.45	- 220.45	= 0.00	289	813	33.5	26.5	55.83%
29	02/21/10	220				0	13227	60	220.45	- 220.45	= 0.00	289	813	33.5	26.5	55.83%
30	02/28/10	220	<b>263</b>	236	218	717	13944	63	221.33	- 220.45	= 0.88	289	813	34.5	28.5	54.76%
31	03/07/10	221	193	<b>193</b>	168	554	14498	66	219.67	- 221.33	= -1.67	289	813	35.5	30.5	53.79%
32	03/14/10	219	<b>211</b>	171	216	598	15096	69	218.78	- 219.67	= -0.88	289	813	36.5	32.5	52.90%

<u>&lt;100</u>	<u>100's</u>	<u>125's</u>	<u>150's</u>	<u>175's</u>	<u>200's</u>	<u>225's</u>	<u>250's</u>	<u>275's</u>	<u>300's</u>
			6	10	25	17	8	3	
<u>&lt;400</u>	<u>400's</u>	<u>450's</u>	<u>500's</u>	<u>550's</u>	<u>600's</u>	<u>650's</u>	<u>700's</u>	<u>750's</u>	<u>800's</u>
				5	6	7	3	1	1

Ave of Game 1 222.26    Ave of Game 2 220.91    Ave of Game 3 213.17

High game of **289** on week **5**    High series of **813** on week **6**    High average of **223.67** after bowling week **6**  
 Low game of **161** on week **1**    Low series of **554** on week **31**    Low average of **185.67** after bowling week **1**



# Sunday Morning Threesome

Sunday 9:00 AM

## Classic Lanes

Lanes 1 - 16

Note: This report includes information through March 14 which is week 32 of 32

### Kellie Frey's Bowling Record - Team 6: Midwest Enduro Stock Cars

Week No.	Bowling Date	Old Ave	---Average Change---			Pins	Gms	---Average Change---			High Game	High Sers	Points Won	Points Lost	%Won			
			-1-	-2-	-3-			Total	New - Old	--> +/-								
1	09/13/09 bk181		145	163	177	485	485	3	161.67	-	0.00	=	161.67	177	485	3.0	5.0	0.00%
2	09/20/09 bk181		<b>191</b>	160	174	525	1010	6	168.33	-	161.67	=	6.67	191	525	1.0	5.0	16.67%
3	09/27/09 bk181					0	1010	6	168.33	-	168.33	=	0.00	191	525	1.0	5.0	16.67%
4	10/04/09 bk181					0	1010	6	168.33	-	168.33	=	0.00	191	525	1.0	5.0	16.67%
5	10/04/09 bk181					0	1010	6	168.33	-	168.33	=	0.00	191	525	1.0	5.0	16.67%
6	10/11/09 bk181					0	1010	6	168.33	-	168.33	=	0.00	191	525	1.0	5.0	16.67%
7	10/18/09 bk181					0	1010	6	168.33	-	168.33	=	0.00	191	525	1.0	5.0	16.67%
8	10/25/09 bk181					0	1010	6	168.33	-	168.33	=	0.00	191	525	1.0	5.0	16.67%
9	11/01/09 bk181		<b>196</b>	<b>196</b>	162	554	1564	9	173.78	-	168.33	=	5.44	196	554	3.0	6.0	33.33%
10	11/08/09 173					0	1564	9	173.78	-	173.78	=	0.00	196	554	3.0	6.0	33.33%
11	11/15/09 173		181	189	<b>199</b>	569	2133	12	177.75	-	173.78	=	3.97	199	569	4.0	8.0	33.33%
12	11/15/09 177		<b>183</b>	<b>150</b>	<b>184</b>	517	2650	15	176.67	-	177.75	=	-1.08	199	569	7.0	8.0	46.67%
13	11/29/09 176					0	2650	15	176.67	-	176.67	=	0.00	199	569	7.0	8.0	46.67%
14	12/06/09 176					0	2650	15	176.67	-	176.67	=	0.00	199	569	7.0	8.0	46.67%
15	12/06/09 176		<b>187</b>	<b>233</b>	200	620	3270	18	181.67	-	176.67	=	5.00	233	620	9.0	9.0	50.00%
16	12/13/09 181					0	3270	18	181.67	-	181.67	=	0.00	233	620	9.0	9.0	50.00%

### End of 1st part

17	12/20/09 181					0	3270	18	181.67	-	181.67	=	0.00	233	620	9.0	9.0	50.00%
18	12/27/09 181		194	<b>198</b>	<b>217</b>	609	3879	21	184.71	-	181.67	=	3.05	233	620	11.0	10.0	52.38%
19	01/03/10 184					0	3879	21	184.71	-	184.71	=	0.00	233	620	11.0	10.0	52.38%
20	01/03/09 184		169	<b>223</b>	<b>169</b>	561	4440	24	185.00	-	184.71	=	0.29	233	620	13.0	11.0	54.17%
21	01/10/10 185					0	4440	24	185.00	-	185.00	=	0.00	233	620	13.0	11.0	54.17%
22	01/17/10 185					0	4440	24	185.00	-	185.00	=	0.00	233	620	13.0	11.0	54.17%
23	01/24/10 185					0	4440	24	185.00	-	185.00	=	0.00	233	620	13.0	11.0	54.17%
24	01/31/10 185					0	4440	24	185.00	-	185.00	=	0.00	233	620	13.0	11.0	54.17%
25	01/31/10 185					0	4440	24	185.00	-	185.00	=	0.00	233	620	13.0	11.0	54.17%
26	02/07/10 185					0	4440	24	185.00	-	185.00	=	0.00	233	620	13.0	11.0	54.17%
27	02/14/10 185					0	4440	24	185.00	-	185.00	=	0.00	233	620	13.0	11.0	54.17%
28	02/21/10 185					0	4440	24	185.00	-	185.00	=	0.00	233	620	13.0	11.0	54.17%
29	02/21/10 185					0	4440	24	185.00	-	185.00	=	0.00	233	620	13.0	11.0	54.17%
30	02/28/10 185		<b>256</b>	<b>193</b>	<b>202</b>	651	5091	27	188.56	-	185.00	=	3.56	256	651	16.0	11.0	59.26%
31	03/07/10 188					0	5091	27	188.56	-	188.56	=	0.00	256	651	16.0	11.0	59.26%
32	03/14/10 188					0	5091	27	188.56	-	188.56	=	0.00	256	651	16.0	11.0	59.26%

<100	100's	125's	150's	175's	200's	225's	250's	275's	300's
		1	7	13	4	1	1		
<400	400's	450's	500's	550's	600's	650's	700's	750's	800's
		1	2	3	2	1			

**Ave of Game 1** 189.11    **Ave of Game 2** 189.44    **Ave of Game 3** 187.11

High game of **256** on week **30**    High series of **651** on week **30**    High average of **188.56** after bowling week **30**  
 Low game of **145** on week **1**    Low series of **485** on week **1**    Low average of **161.67** after bowling week **1**

