

Sunday 9:00 AM

Classic Lanes

Lanes 1 - 16

Note: This report includes information through March 14 which is week 32 of 32

Team 8: Pomp's Tire Service Inc

Name	Pins	Gms	True Average	Book Ave	High Game	High Sers	Points Won	Points Lost	%Won
Guida, John	18704	87	214.99	210	298	792	49.0	38.0	56.32%
Guida Sr, Nick	19481	96	202.93	204	260	693	57.0	39.0	59.38%
Secora Jr, John	21203	96	220.86	209	278	734	51.0	45.0	53.13%
Schwalbach, Jeff	1838	9	204.22	200	239	676	5.5	3.5	61.11%

Team History

Week	Bowling No.	Opp. Date	Opp. Team	-1-	-2-	-3-	Total	Last Wk WON	Last Wk Lost	Points Won	Points Lost	Year-To-Date WON	Y-T-D LOST	High Game	High Sers
1	09/13/09	7	629	578	633	1840	13	3	13	3	13	13	3	633	1840
2	09/20/09	3	579	630	622	1831	9	7	22	10	22	22	10	633	1840
3	09/27/09	14	641	630	597	1868	13	3	35	13	35	35	13	641	1868
4	10/04/09	12	627	702	681	2010	11	5	46	18	46	46	18	702	2010
5	10/04/09	5	511	591	631	1733	5	11	51	29	51	51	29	702	2010
6	10/11/09	15	586	585	639	1810	7	9	58	38	58	58	38	702	2010
7	10/18/09	1	631	625	644	1900	12	4	70	42	70	70	42	702	2010
8	10/25/09	9	622	737	692	2051	13	3	83	45	83	83	45	737	2051
9	11/01/09	11	573	595	634	1802	13	3	96	48	96	96	48	737	2051
10	11/08/09	10	626	714	633	1973	7	9	103	57	103	103	57	737	2051
11	11/15/09	6	618	662	643	1923	9	7	112	64	112	112	64	737	2051
12	11/15/09	13	588	681	630	1899	11	5	123	69	123	123	69	737	2051
13	11/29/09	2	651	660	628	1939	11	5	134	74	134	134	74	737	2051
14	12/06/09	4	621	610	583	1814	7	9	141	83	141	141	83	737	2051
15	12/06/09	16	642	628	687	1957	13½	2½	154½	85½	154½	154½	85½	737	2051
16	12/13/09	5	567	668	575	1810	10	6	164½	91½	164½	164½	91½	737	2051

End of 1st part

17	12/20/09	7	684	643	718	2045	11	5	11	5	175½	96½	737	2051
18	12/27/09	3	653	670	709	2032	4	12	15	17	179½	108½	737	2051
19	01/03/10	14	683	633	667	1983	8	8	23	25	187½	116½	737	2051
20	01/03/09	12	595	639	567	1801	9	7	32	32	196½	123½	737	2051
21	01/10/10	5	650	575	640	1865	7	9	39	41	203½	132½	737	2051
22	01/17/10	15	628	658	595	1881	6	10	45	51	209½	142½	737	2051
23	01/24/10	1	633	673	780	2086	12	4	57	55	221½	146½	780	2086
24	01/31/10	9	718	703	616	2037	7½	8½	64½	63½	229	155	780	2086
25	01/31/10	11	568	688	637	1893	6	10	70½	73½	235	165	780	2086
26	02/07/10	10	664	603	574	1841	10	6	80½	79½	245	171	780	2086
27	02/14/10	6	527	610	706	1843	5	11	85½	90½	250	182	780	2086
28	02/21/10	13	688	685	698	2071	11	5	96½	95½	261	187	780	2086
29	02/21/10	2	637	721	654	2012	12	4	108½	99½	273	191	780	2086
30	02/28/10	4	608	586	611	1805	2½	13½	111	113	275½	204½	780	2086
31	03/07/10	16	659	695	645	1999	10	6	121	119	285½	210½	780	2086
32	03/14/10	10	654	617	601	1872	5	11	126	130	290½	221½	780	2086

Sunday Morning Threesome

Sunday 9:00 AM

Classic Lanes

Lanes 1 - 16

Note: This report includes information through March 14 which is week 32 of 32

John Guida's Bowling Record - Team 8: Pomp's Tire Service Inc

Week No.	Bowling Date	Old Ave	---Average Change---			Pins	Gms	---Average Change---			High Game	High Sers	Points Won	Points Lost	%Won	
			-1-	-2-	-3-			New - Old	---> +/-							
1	09/13/09	bk210	171	243	214	628	628	3	209.33	- 0.00	= 209.33	243	628	2.0	1.0	66.67%
2	09/20/09	bk210				0	628	3	209.33	- 209.33	= 0.00	243	628	2.0	1.0	66.67%
3	09/27/09	bk210	212	223	175	610	1238	6	206.33	- 209.33	= -3.00	243	628	3.0	3.0	50.00%
4	10/04/09	bk210	214	278	222	714	1952	9	216.89	- 206.33	= 10.56	278	714	5.0	4.0	55.56%
5	10/04/09	216	178	175	212	565	2517	12	209.75	- 216.89	= -7.14	278	714	5.0	7.0	41.67%
6	10/11/09	209	191	169	198	558	3075	15	205.00	- 209.75	= -4.75	278	714	6.0	9.0	40.00%
7	10/18/09	205				0	3075	15	205.00	- 205.00	= 0.00	278	714	6.0	9.0	40.00%
8	10/25/09	205	259	277	256	792	3867	18	214.83	- 205.00	= 9.83	278	792	9.0	9.0	50.00%
9	11/01/09	214	200	195	217	612	4479	21	213.29	- 214.83	= -1.55	278	792	10.0	11.0	47.62%
10	11/08/09	213	210	225	268	703	5182	24	215.92	- 213.29	= 2.63	278	792	12.0	12.0	50.00%
11	11/15/09	215	203	208	231	642	5824	27	215.70	- 215.92	= -0.21	278	792	14.0	13.0	51.85%
12	11/15/09	215	200	244	247	691	6515	30	217.17	- 215.70	= 1.46	278	792	17.0	13.0	56.67%
13	11/29/09	217	212	187	180	579	7094	33	214.97	- 217.17	= -2.20	278	792	17.0	16.0	51.52%
14	12/06/09	214	170	214	167	551	7645	36	212.36	- 214.97	= -2.61	278	792	18.0	18.0	50.00%
15	12/06/09	212	201	201	191	593	8238	39	211.23	- 212.36	= -1.13	278	792	19.5	19.5	50.00%
16	12/13/09	211	201	221	201	623	8861	42	210.98	- 211.23	= -0.25	278	792	22.5	19.5	53.57%

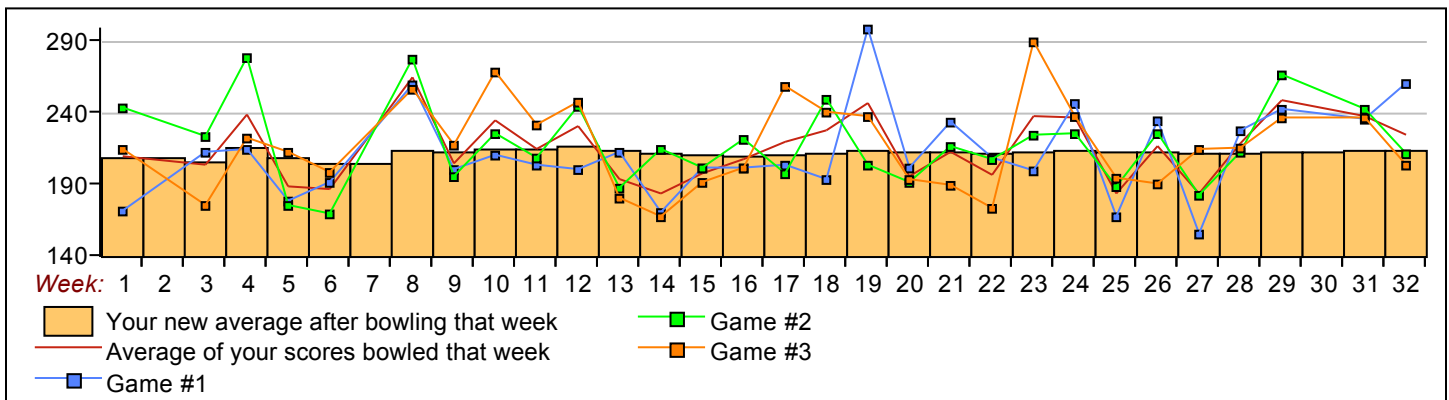
End of 1st part

17	12/20/09	210	203	197	258	658	9519	45	211.53	- 210.98	= 0.56	278	792	24.5	20.5	54.44%
18	12/27/09	211	193	249	240	682	10201	48	212.52	- 211.53	= 0.99	278	792	26.5	21.5	55.21%
19	01/03/10	212	298	203	237	738	10939	51	214.49	- 212.52	= 1.97	298	792	28.5	22.5	55.88%
20	01/03/09	214	201	191	193	585	11524	54	213.41	- 214.49	= -1.08	298	792	31.5	22.5	58.33%
21	01/10/10	213	233	216	189	638	12162	57	213.37	- 213.41	= -0.04	298	792	34.5	22.5	60.53%
22	01/17/10	213	208	207	173	588	12750	60	212.50	- 213.37	= -0.87	298	792	34.5	25.5	57.50%
23	01/24/10	212	199	224	289	712	13462	63	213.68	- 212.50	= 1.18	298	792	36.5	26.5	57.94%
24	01/31/10	213	246	225	237	708	14170	66	214.70	- 213.68	= 1.01	298	792	37.5	28.5	56.82%
25	01/31/10	214	167	188	194	549	14719	69	213.32	- 214.70	= -1.38	298	792	37.5	31.5	54.35%
26	02/07/10	213	234	225	190	649	15368	72	213.44	- 213.32	= 0.13	298	792	40.5	31.5	56.25%
27	02/14/10	213	155	182	214	551	15919	75	212.25	- 213.44	= -1.19	298	792	41.5	33.5	55.33%
28	02/21/10	212	227	212	215	654	16573	78	212.47	- 212.25	= 0.22	298	792	42.5	35.5	54.49%
29	02/21/10	212	242	266	236	744	17317	81	213.79	- 212.47	= 1.32	298	792	45.5	35.5	56.17%
30	02/28/10	213				0	17317	81	213.79	- 213.79	= 0.00	298	792	45.5	35.5	56.17%
31	03/07/10	213	235	242	236	713	18030	84	214.64	- 213.79	= 0.85	298	792	47.5	36.5	56.55%
32	03/14/10	214	260	211	203	674	18704	87	214.99	- 214.64	= 0.35	298	792	49.0	38.0	56.32%

<100	100's	125's	150's	175's	200's	225's	250's	275's	300's
			7	19	31	20	6	4	
<400	400's	450's	500's	550's	600's	650's	700's	750's	800's
			1	8	7	5	7	1	

<u>Ave of Game 1</u>	<u>Ave of Game 2</u>	<u>Ave of Game 3</u>
211.14	217.17	216.66

High game of 298 on week 19 High series of 792 on week 8 High average of 217.17 after bowling week 12
 Low game of 155 on week 27 Low series of 549 on week 25 Low average of 205.00 after bowling week 6



Sunday Morning Threesome

Sunday 9:00 AM

Classic Lanes

Lanes 1 - 16

Note: This report includes information through March 14 which is week 32 of 32

Nick Guida's Bowling Record - Team 8: Pomp's Tire Service Inc

Week No.	Bowling Date	Old Ave	---Average Change---			Pins	Gms	---Average Change---			High Game	High Sers	Points Won	Points Lost	%Won	
			-1-	-2-	-3-			Total	New - Old	---> +/-						
1	09/13/09 bk204	204	137	190	531	531	3	177.00	-	0.00	= 177.00	204	531	1.0	2.0	33.33%
2	09/20/09 bk204	192	214	257	663	1194	6	199.00	-	177.00	= 22.00	257	663	3.0	3.0	50.00%
3	09/27/09 bk204	216	204	191	611	1805	9	200.56	-	199.00	= 1.56	257	663	6.0	3.0	66.67%
4	10/04/09	200	176	202	211	589	12	199.50	-	200.56	= -1.06	257	663	8.0	4.0	66.67%
5	10/04/09	199	160	200	196	556	15	196.67	-	199.50	= -2.83	257	663	10.0	5.0	66.67%
6	10/11/09	196	165	225	216	606	18	197.56	-	196.67	= 0.89	257	663	12.0	6.0	66.67%
7	10/18/09	197	195	193	199	587	21	197.29	-	197.56	= -0.27	257	663	13.0	8.0	61.90%
8	10/25/09	197	171	182	180	533	24	194.83	-	197.29	= -2.45	257	663	13.0	11.0	54.17%
9	11/01/09	194	165	201	213	579	27	194.63	-	194.83	= -0.20	257	663	16.0	11.0	59.26%
10	11/08/09	194	213	244	135	592	30	194.90	-	194.63	= 0.27	257	663	18.0	12.0	60.00%
11	11/15/09	194	208	221	180	609	33	195.64	-	194.90	= 0.74	257	663	20.0	13.0	60.61%
12	11/15/09	195	174	168	202	544	36	194.44	-	195.64	= -1.19	257	663	21.0	15.0	58.33%
13	11/29/09	194	205	239	204	648	39	196.10	-	194.44	= 1.66	257	663	24.0	15.0	61.54%
14	12/06/09	196	203	215	201	619	42	196.83	-	196.10	= 0.73	257	663	27.0	15.0	64.29%
15	12/06/09	196	227	202	226	655	45	198.27	-	196.83	= 1.43	257	663	30.0	15.0	66.67%
16	12/13/09	198	180	221	179	580	48	197.96	-	198.27	= -0.31	257	663	31.0	17.0	64.58%

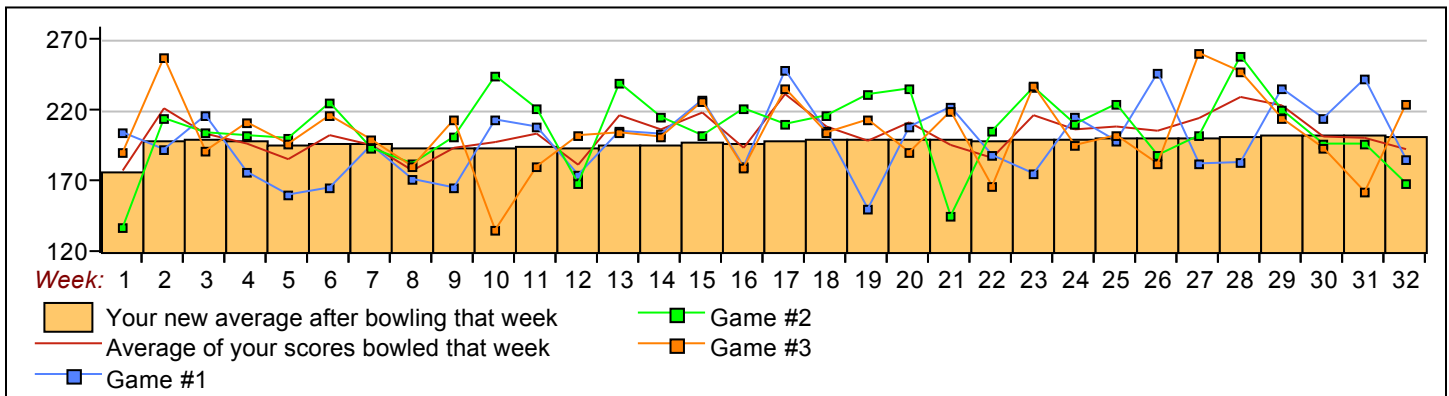
End of 1st part

17	12/20/09	197	248	210	235	693	10195	51	199.90	-	197.96	= 1.94	257	693	34.0	17.0	66.67%
18	12/27/09	199	205	216	204	625	10820	54	200.37	-	199.90	= 0.47	257	693	34.0	20.0	62.96%
19	01/03/10	200	150	231	213	594	11414	57	200.25	-	200.37	= -0.12	257	693	36.0	21.0	63.16%
20	01/03/09	200	208	235	190	633	12047	60	200.78	-	200.25	= 0.54	257	693	38.0	22.0	63.33%
21	01/10/10	200	222	145	219	586	12633	63	200.52	-	200.78	= -0.26	257	693	39.0	24.0	61.90%
22	01/17/10	200	188	205	166	559	13192	66	199.88	-	200.52	= -0.65	257	693	41.0	25.0	62.12%
23	01/24/10	199	175	236	237	648	13840	69	200.58	-	199.88	= 0.70	257	693	43.0	26.0	62.32%
24	01/31/10	200	215	210	195	620	14460	72	200.83	-	200.58	= 0.25	257	693	43.5	28.5	60.42%
25	01/31/10	200	198	224	202	624	15084	75	201.12	-	200.83	= 0.29	257	693	45.5	29.5	60.67%
26	02/07/10	201	246	188	182	616	15700	78	201.28	-	201.12	= 0.16	257	693	47.5	30.5	60.90%
27	02/14/10	201	182	202	260	644	16344	81	201.78	-	201.28	= 0.50	260	693	49.5	31.5	61.11%
28	02/21/10	201	183	258	247	688	17032	84	202.76	-	201.78	= 0.98	260	693	51.5	32.5	61.31%
29	02/21/10	202	235	220	214	669	17701	87	203.46	-	202.76	= 0.70	260	693	54.5	32.5	62.64%
30	02/28/10	203	214	196	193	603	18304	90	203.38	-	203.46	= -0.08	260	693	55.5	34.5	61.67%
31	03/07/10	203	242	196	162	600	18904	93	203.27	-	203.38	= -0.11	260	693	56.5	36.5	60.75%
32	03/14/10	203	185	168	224	577	19481	96	202.93	-	203.27	= -0.34	260	693	57.0	39.0	59.38%

<u><100</u>	<u>100's</u>	<u>125's</u>	<u>150's</u>	<u>175's</u>	<u>200's</u>	<u>225's</u>	<u>250's</u>	<u>275's</u>	<u>300's</u>
		3	10	26	39	15	3		
<u><400</u>	<u>400's</u>	<u>450's</u>	<u>500's</u>	<u>550's</u>	<u>600's</u>	<u>650's</u>	<u>700's</u>	<u>750's</u>	<u>800's</u>
			3	10	14	5			

Ave of Game 1 Ave of Game 2 Ave of Game 3
 198.44 206.50 203.84

High game of 260 on week 27 High series of 693 on week 17 High average of 203.46 after bowling week 29
 Low game of 135 on week 10 Low series of 531 on week 1 Low average of 177.00 after bowling week 1



Sunday Morning Threesome

Sunday 9:00 AM

Classic Lanes

Lanes 1 - 16

Note: This report includes information through March 14 which is week 32 of 32

John Secora Jr's Bowling Record - Team 8: Pomp's Tire Service Inc

Week No.	Bowling Date	Old Ave	Average			Total	Pins	Gms	---Average Change---			High Game	High Sers	Points Won	Points Lost	%Won	
			-1-	-2-	-3-				New	Old	---> +/-						
1	09/13/09	bk209	254	198	229	681	681	3	227.00	-	0.00	= 227.00	254	681	3.0		100.00%
2	09/20/09	bk209	205	222	174	601	1282	6	213.67	-	227.00	= -13.33	254	681	4.0	2.0	66.67%
3	09/27/09	bk209	213	203	231	647	1929	9	214.33	-	213.67	= 0.67	254	681	6.0	3.0	66.67%
4	10/04/09	214	237	222	248	707	2636	12	219.67	-	214.33	= 5.33	254	707	8.0	4.0	66.67%
5	10/04/09	219	173	216	223	612	3248	15	216.53	-	219.67	= -3.13	254	707	9.0	6.0	60.00%
6	10/11/09	216	230	191	225	646	3894	18	216.33	-	216.53	= -0.20	254	707	10.0	8.0	55.56%
7	10/18/09	216	212	219	206	637	4531	21	215.76	-	216.33	= -0.57	254	707	12.0	9.0	57.14%
8	10/25/09	215	192	278	256	726	5257	24	219.04	-	215.76	= 3.28	278	726	15.0	9.0	62.50%
9	11/01/09	219	208	199	204	611	5868	27	217.33	-	219.04	= -1.71	278	726	17.0	10.0	62.96%
10	11/08/09	217	203	245	230	678	6546	30	218.20	-	217.33	= 0.87	278	726	18.0	12.0	60.00%
11	11/15/09	218	207	233	232	672	7218	33	218.73	-	218.20	= 0.53	278	726	19.0	14.0	57.58%
12	11/15/09	218	214	269	181	664	7882	36	218.94	-	218.73	= 0.22	278	726	21.0	15.0	58.33%
13	11/29/09	218	234	234	244	712	8594	39	220.36	-	218.94	= 1.41	278	726	24.0	15.0	61.54%
14	12/06/09	220	248	181	215	644	9238	42	219.95	-	220.36	= -0.41	278	726	25.0	17.0	59.52%
15	12/06/09	219	214	225	270	709	9947	45	221.04	-	219.95	= 1.09	278	726	27.0	18.0	60.00%
16	12/13/09	221	186	226	195	607	10554	48	219.88	-	221.04	= -1.17	278	726	29.0	19.0	60.42%

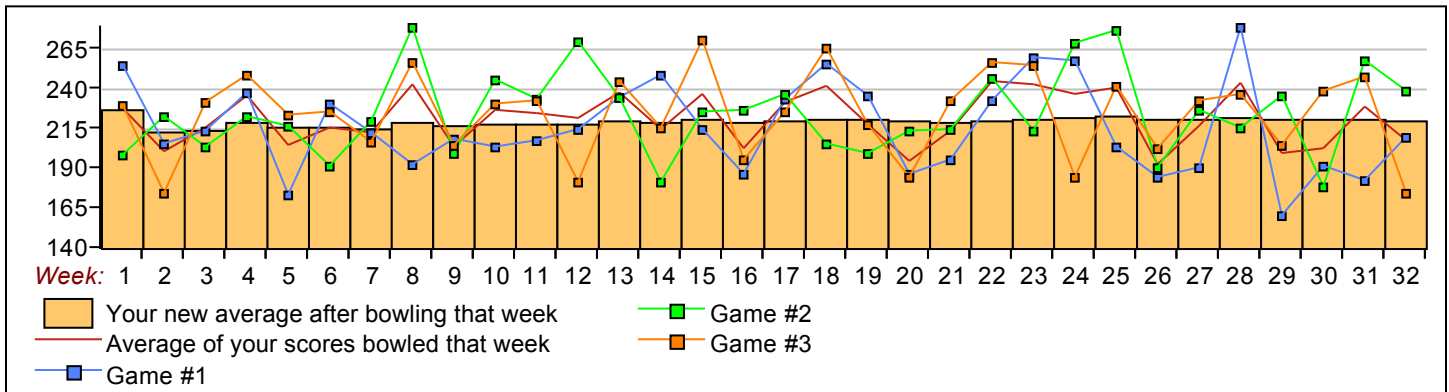
End of 1st part

17	12/20/09	219	233	236	225	694	11248	51	220.55	-	219.88	= 0.67	278	726	30.0	21.0	58.82%
18	12/27/09	220	255	205	265	725	11973	54	221.72	-	220.55	= 1.17	278	726	32.0	22.0	59.26%
19	01/03/10	221	235	199	217	651	12624	57	221.47	-	221.72	= -0.25	278	726	33.0	24.0	57.89%
20	01/03/09	221	186	213	184	583	13207	60	220.12	-	221.47	= -1.36	278	726	34.0	26.0	56.67%
21	01/10/10	220	195	214	232	641	13848	63	219.81	-	220.12	= -0.31	278	726	35.0	28.0	55.56%
22	01/17/10	219	232	246	256	734	14582	66	220.94	-	219.81	= 1.13	278	734	37.0	29.0	56.06%
23	01/24/10	220	259	213	254	726	15308	69	221.86	-	220.94	= 0.92	278	734	40.0	29.0	57.97%
24	01/31/10	221	257	268	184	709	16017	72	222.46	-	221.86	= 0.60	278	734	43.0	29.0	59.72%
25	01/31/10	222	203	276	241	720	16737	75	223.16	-	222.46	= 0.70	278	734	45.0	30.0	60.00%
26	02/07/10	223	184	190	202	576	17313	78	221.96	-	223.16	= -1.20	278	734	45.0	33.0	57.69%
27	02/14/10	221	190	226	232	648	17961	81	221.74	-	221.96	= -0.22	278	734	45.0	36.0	55.56%
28	02/21/10	221	278	215	236	729	18690	84	222.50	-	221.74	= 0.76	278	734	46.0	38.0	54.76%
29	02/21/10	222	160	235	204	599	19289	87	221.71	-	222.50	= -0.79	278	734	47.0	40.0	54.02%
30	02/28/10	221	191	178	238	607	19896	90	221.07	-	221.71	= -0.65	278	734	48.0	42.0	53.33%
31	03/07/10	221	182	257	247	686	20582	93	221.31	-	221.07	= 0.25	278	734	50.0	43.0	53.76%
32	03/14/10	221	209	238	174	621	21203	96	220.86	-	221.31	= -0.45	278	734	51.0	45.0	53.13%

<100	100's	125's	150's	175's	200's	225's	250's	275's	300's
			4	19	27	31	12	3	
<400	400's	450's	500's	550's	600's	650's	700's	750's	800's
				3	12	7	10		

Ave of Game 1 214.97 **Ave of Game 2** 224.06 **Ave of Game 3** 223.56

High game of 278 on week 8 High series of 734 on week 22 High average of 227.00 after bowling week 1
 Low game of 160 on week 29 Low series of 576 on week 26 Low average of 213.67 after bowling week 2



Sunday Morning Threesome

Sunday 9:00 AM

Classic Lanes

Lanes 1 - 16

Note: This report includes information through March 14 which is week 32 of 32

Jeff Schwalbach's Bowling Record - Team 8: Pomp's Tire Service Inc

Week No.	Bowling Date	Old Ave	---Average Change---			Pins	Gms	---Average Change---			High Game	High Sers	Points Won	Points Lost	%Won
			-1-	-2-	-3-			Total	New - Old	--> +/-					
1	09/13/09	0				0	0				0	0			0.00%
2	09/20/09 bk200	182	194	191	567	567	3	189.00	- 0.00	= 189.00	194	567	2.0	1.0	66.67%
3	09/27/09 bk200				0	567	3	189.00	- 189.00	= 0.00	194	567	2.0	1.0	66.67%
4	10/04/09 bk200				0	567	3	189.00	- 189.00	= 0.00	194	567	2.0	1.0	66.67%
5	10/04/09 bk200				0	567	3	189.00	- 189.00	= 0.00	194	567	2.0	1.0	66.67%
6	10/11/09 bk200				0	567	3	189.00	- 189.00	= 0.00	194	567	2.0	1.0	66.67%
7	10/18/09 bk200	224	213	239	676	1243	6	207.17	- 189.00	= 18.17	239	676	5.0	1.0	83.33%
8	10/25/09 bk200				0	1243	6	207.17	- 207.17	= 0.00	239	676	5.0	1.0	83.33%
9	11/01/09 bk200				0	1243	6	207.17	- 207.17	= 0.00	239	676	5.0	1.0	83.33%
10	11/08/09 bk200				0	1243	6	207.17	- 207.17	= 0.00	239	676	5.0	1.0	83.33%
11	11/15/09 bk200				0	1243	6	207.17	- 207.17	= 0.00	239	676	5.0	1.0	83.33%
12	11/15/09 bk200				0	1243	6	207.17	- 207.17	= 0.00	239	676	5.0	1.0	83.33%
13	11/29/09 bk200				0	1243	6	207.17	- 207.17	= 0.00	239	676	5.0	1.0	83.33%
14	12/06/09 bk200				0	1243	6	207.17	- 207.17	= 0.00	239	676	5.0	1.0	83.33%
15	12/06/09 bk200				0	1243	6	207.17	- 207.17	= 0.00	239	676	5.0	1.0	83.33%
16	12/13/09 bk200				0	1243	6	207.17	- 207.17	= 0.00	239	676	5.0	1.0	83.33%

End of 1st part

17	12/20/09 bk200				0	1243	6	207.17	- 207.17	= 0.00	239	676	5.0	1.0	83.33%
18	12/27/09 bk200				0	1243	6	207.17	- 207.17	= 0.00	239	676	5.0	1.0	83.33%
19	01/03/10 bk200				0	1243	6	207.17	- 207.17	= 0.00	239	676	5.0	1.0	83.33%
20	01/03/09 bk200				0	1243	6	207.17	- 207.17	= 0.00	239	676	5.0	1.0	83.33%
21	01/10/10 bk200				0	1243	6	207.17	- 207.17	= 0.00	239	676	5.0	1.0	83.33%
22	01/17/10 bk200				0	1243	6	207.17	- 207.17	= 0.00	239	676	5.0	1.0	83.33%
23	01/24/10 bk200				0	1243	6	207.17	- 207.17	= 0.00	239	676	5.0	1.0	83.33%
24	01/31/10 bk200				0	1243	6	207.17	- 207.17	= 0.00	239	676	5.0	1.0	83.33%
25	01/31/10 bk200				0	1243	6	207.17	- 207.17	= 0.00	239	676	5.0	1.0	83.33%
26	02/07/10 bk200				0	1243	6	207.17	- 207.17	= 0.00	239	676	5.0	1.0	83.33%
27	02/14/10 bk200				0	1243	6	207.17	- 207.17	= 0.00	239	676	5.0	1.0	83.33%
28	02/21/10 bk200				0	1243	6	207.17	- 207.17	= 0.00	239	676	5.0	1.0	83.33%
29	02/21/10 bk200				0	1243	6	207.17	- 207.17	= 0.00	239	676	5.0	1.0	83.33%
30	02/28/10 bk200	203	212	180	595	1838	9	204.22	- 207.17	= -2.94	239	676	5.5	3.5	61.11%
31	03/07/10 204				0	1838	9	204.22	- 204.22	= 0.00	239	676	5.5	3.5	61.11%
32	03/14/10 204				0	1838	9	204.22	- 204.22	= 0.00	239	676	5.5	3.5	61.11%

<100	100's	125's	150's	175's	200's	225's	250's	275's	300's
				4	4	1			
<400	400's	450's	500's	550's	600's	650's	700's	750's	800's
				2		1			

Ave of Game 1 **Ave of Game 2** **Ave of Game 3**
 203.00 206.33 203.33

High game of 239 on week 7 High series of 676 on week 7 High average of 207.17 after bowling week 7
 Low game of 180 on week 30 Low series of 567 on week 2 Low average of 189.00 after bowling week 2

