

Sunday 9:00 AM

Classic Lanes

Lanes 1 - 16

Note: This report includes information through March 14 which is week 32 of 32

Team 9: Unholy Rollers

Name	Pins	Gms	True Average	Book Ave	High Game	High Sers	Points Won	Points Lost	%Won
Villeneuve, Jim	17484	84	208.14	210	278	746	42.5	41.5	50.60%
Larson, David	15991	83	192.66	194	244	682	49.5	33.5	59.64%
Lake, Ted	19656	93	211.35	214	280	739	39.5	53.5	42.47%
Mattson, Rick	2388	12	199.00	195	230	649	7.5	4.5	62.50%

Team History

Week	Bowling No.	Opp. Date	Opp. Team	-1-	-2-	-3-	Total	Last Wk WON	Last Wk Lost	Points Won	Points Lost	Year-To-Date WON	Y-T-D LOST	High Game	High Sers
1	09/13/09	10	694	626	621	1941	13	3	13	3	13	13	3	694	1941
2	09/20/09	2	600	582	607	1789	10	6	23	9	23	23	9	694	1941
3	09/27/09	16	620	610	578	1808	8	8	31	17	31	31	17	694	1941
4	10/04/09	6	667	674	683	2024	15	1	46	18	46	46	18	694	2024
5	10/04/09	11	626	642	590	1858	6	10	52	28	52	28	28	694	2024
6	10/11/09	13	581	700	609	1890	14	2	66	30	66	30	30	700	2024
7	10/18/09	4	621	629	582	1832	5	11	71	41	71	41	41	700	2024
8	10/25/09	8	573	538	566	1677	3	13	74	54	74	54	54	700	2024
9	11/01/09	12	621	639	571	1831	3	13	77	67	77	67	67	700	2024
10	11/08/09	14	616	553	581	1750	2	14	79	81	79	81	81	700	2024
11	11/15/09	1	600	528	536	1664	1½	14½	80½	95½	80½	95½	700	2024	
12	11/15/09	15	522	519	518	1559	4	12	84½	107½	84½	107½	700	2024	
13	11/29/09	5	596	610	621	1827	11	5	95½	112½	95½	112½	700	2024	
14	12/06/09	3	670	621	594	1885	10	6	105½	118½	105½	118½	700	2024	
15	12/06/09	7	551	570	616	1737	9	7	114½	125½	114½	125½	700	2024	
16	12/13/09	1	678	596	708	1982	12	4	126½	129½	126½	129½	708	2024	

End of 1st part

17	12/20/09	10	579	678	646	1903	5½	10½	5½	10½	132	140	708	2024
18	12/27/09	2	642	669	604	1915	14	2	19½	12½	146	142	708	2024
19	01/03/10	16	670	584	613	1867	7	9	26½	21½	153	151	708	2024
20	01/03/09	6	560	646	542	1748	9	7	35½	28½	162	158	708	2024
21	01/10/10	11	627	563	572	1762	4	12	39½	40½	166	170	708	2024
22	01/17/10	13	546	667	601	1814	10	6	49½	46½	176	176	708	2024
23	01/24/10	4	647	611	585	1843	6½	9½	56	56	182½	185½	708	2024
24	01/31/10	8	605	686	645	1936	8½	7½	64½	63½	191	193	708	2024
25	01/31/10	12	583	566	594	1743	11	5	75½	68½	202	198	708	2024
26	02/07/10	14	686	693	636	2015	6	10	81½	78½	208	208	708	2024
27	02/14/10	1	642	672	593	1907	11	5	92½	83½	219	213	708	2024
28	02/21/10	15	648	604	644	1896	7	9	99½	92½	226	222	708	2024
29	02/21/10	5	676	606	514	1796	8	8	107½	100½	234	230	708	2024
30	02/28/10	3	752	676	651	2079	10½	5½	118	106	244½	235½	752	2079
31	03/07/10	7	659	583	591	1833	10	6	128	112	254½	241½	752	2079
32	03/14/10	5	660	705	674	2039	13	3	141	115	267½	244½	752	2079

Sunday Morning Threesome

Sunday 9:00 AM

Classic Lanes

Lanes 1 - 16

Note: This report includes information through March 14 which is week 32 of 32

Jim Villeneuve's Bowling Record - Team 9: Unholy Rollers

Week No.	Bowling Date	Old Ave	---Average Change---			Pins	Gms	---Average Change---			High Game	High Sers	Points Won	Points Lost	%Won	
			-1-	-2-	-3-			Total	New - Old	---> +/-						
1	09/13/09	bk210				0	0				0	0			0.00%	
2	09/20/09	bk210	215	207	198	620	620	3	206.67	- 0.00	= 206.67	215	620	2.0	1.0	66.67%
3	09/27/09	bk210				0	620	3	206.67	- 206.67	= 0.00	215	620	2.0	1.0	66.67%
4	10/04/09	bk210	255	266	225	746	1366	6	227.67	- 206.67	= 21.00	266	746	5.0	1.0	83.33%
5	10/04/09	bk210	198	245	225	668	2034	9	226.00	- 227.67	= -1.67	266	746	7.0	2.0	77.78%
6	10/11/09	226	170	248	210	628	2662	12	221.83	- 226.00	= -4.17	266	746	8.0	4.0	66.67%
7	10/18/09	221	212	219	225	656	3318	15	221.20	- 221.83	= -0.63	266	746	9.0	6.0	60.00%
8	10/25/09	221	202	202	193	597	3915	18	217.50	- 221.20	= -3.70	266	746	9.0	9.0	50.00%
9	11/01/09	217	194	235	224	653	4568	21	217.52	- 217.50	= 0.02	266	746	10.0	11.0	47.62%
10	11/08/09	217	202	169	163	534	5102	24	212.58	- 217.52	= -4.94	266	746	10.0	14.0	41.67%
11	11/15/09	212	190	173	201	564	5666	27	209.85	- 212.58	= -2.73	266	746	10.0	17.0	37.04%
12	11/15/09	209	160	185	183	528	6194	30	206.47	- 209.85	= -3.39	266	746	12.0	18.0	40.00%
13	11/29/09	206	196	226	217	639	6833	33	207.06	- 206.47	= 0.59	266	746	13.0	20.0	39.39%
14	12/06/09	207	217	226	169	612	7445	36	206.81	- 207.06	= -0.26	266	746	15.0	21.0	41.67%
15	12/06/09	206	166	154	247	567	8012	39	205.44	- 206.81	= -1.37	266	746	16.0	23.0	41.03%
16	12/13/09	205	244	182	222	648	8660	42	206.19	- 205.44	= 0.75	266	746	18.0	24.0	42.86%

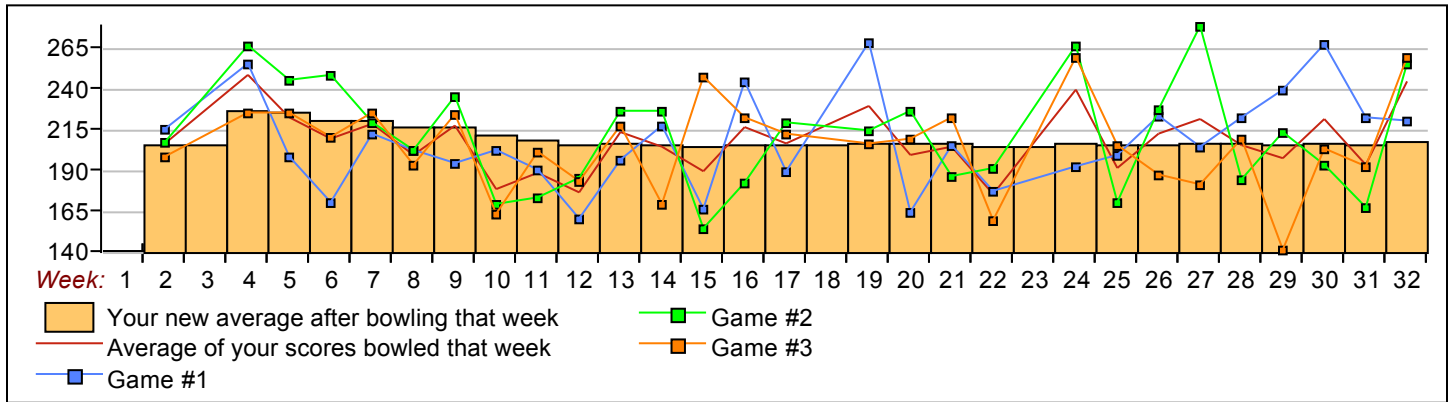
End of 1st part

17	12/20/09	206	189	219	212	620	9280	45	206.22	- 206.19	= 0.03	266	746	20.5	24.5	45.56%
18	12/27/09	206				0	9280	45	206.22	- 206.22	= 0.00	266	746	20.5	24.5	45.56%
19	01/03/10	206	268	214	206	688	9968	48	207.67	- 206.22	= 1.44	268	746	23.5	24.5	48.96%
20	01/03/09	207	164	226	209	599	10567	51	207.20	- 207.67	= -0.47	268	746	24.5	26.5	48.04%
21	01/10/10	207	205	186	222	613	11180	54	207.04	- 207.20	= -0.16	268	746	25.5	28.5	47.22%
22	01/17/10	207	177	191	159	527	11707	57	205.39	- 207.04	= -1.65	268	746	26.5	30.5	46.49%
23	01/24/10	205				0	11707	57	205.39	- 205.39	= 0.00	268	746	26.5	30.5	46.49%
24	01/31/10	205	192	266	259	717	12424	60	207.07	- 205.39	= 1.68	268	746	28.5	31.5	47.50%
25	01/31/10	207	199	170	205	574	12998	63	206.32	- 207.07	= -0.75	268	746	30.5	32.5	48.41%
26	02/07/10	206	223	227	187	637	13635	66	206.59	- 206.32	= 0.27	268	746	32.5	33.5	49.24%
27	02/14/10	206	204	278	181	663	14298	69	207.22	- 206.59	= 0.63	278	746	34.5	34.5	50.00%
28	02/21/10	207	222	184	209	615	14913	72	207.13	- 207.22	= -0.09	278	746	36.5	35.5	50.69%
29	02/21/10	207	239	213	141	593	15506	75	206.75	- 207.13	= -0.38	278	746	37.5	37.5	50.00%
30	02/28/10	206	267	193	203	663	16169	78	207.29	- 206.75	= 0.55	278	746	38.5	39.5	49.36%
31	03/07/10	207	222	167	192	581	16750	81	206.79	- 207.29	= -0.50	278	746	39.5	41.5	48.77%
32	03/14/10	206	220	255	259	734	17484	84	208.14	- 206.79	= 1.35	278	746	42.5	41.5	50.60%

<u><100</u>	<u>100's</u>	<u>125's</u>	<u>150's</u>	<u>175's</u>	<u>200's</u>	<u>225's</u>	<u>250's</u>	<u>275's</u>	<u>300's</u>
		1	12	20	29	13	8	1	
<u><400</u>	<u>400's</u>	<u>450's</u>	<u>500's</u>	<u>550's</u>	<u>600's</u>	<u>650's</u>	<u>700's</u>	<u>750's</u>	<u>800's</u>
			3	7	9	6	3		

Ave of Game 1 **Ave of Game 2** **Ave of Game 3**
 207.57 211.64 205.21

High game of **278** on week **27** High series of **746** on week **4** High average of **227.67** after bowling week **4**
 Low game of **141** on week **29** Low series of **527** on week **22** Low average of **205.39** after bowling week **22**



Sunday Morning Threesome

Sunday 9:00 AM

Classic Lanes

Lanes 1 - 16

Note: This report includes information through March 14 which is week 32 of 32

David Larson's Bowling Record - Team 9: Unholy Rollers

Week No.	Bowling Date	Old Ave	---Average Change---				Pins	Gms	---Average Change---			High Game	High Sers	Points Won	Points Lost	%Won	
			-1-	-2-	-3-	Total			New	Old	---> +/-						
1	09/13/09 bk194					0	0	0	0.00	=	0.00	0	0			0.00%	
2	09/20/09 bk194	201	169	177	547	547	3	182.33	- 0.00	=	182.33	201	547	1.0	2.0	33.33%	
3	09/27/09 bk194	178	189	139	506	1053	6	175.50	- 182.33	=	-6.83	201	547	2.0	4.0	33.33%	
4	10/04/09 bk194	187	194	203	584	1637	9	181.89	- 175.50	=	6.39	203	584	5.0	4.0	55.56%	
5	10/04/09	181	215	187	592	2229	12	185.75	- 181.89	=	3.86	215	592	7.0	5.0	58.33%	
6	10/11/09	185	153	203	523	2752	15	183.47	- 185.75	=	-2.28	215	592	10.0	5.0	66.67%	
7	10/18/09	183	196	167	530	3282	18	182.33	- 183.47	=	-1.13	215	592	10.0	8.0	55.56%	
8	10/25/09	182	189	180	564	3846	21	183.14	- 182.33	=	0.81	215	592	13.0	8.0	61.90%	
9	11/01/09	183			0	3846	21	183.14	- 183.14	=	0.00	215	592	13.0	8.0	61.90%	
10	11/08/09	183	178	215	191	584	4430	24	184.58	- 183.14	=	1.44	215	592	14.0	10.0	58.33%
11	11/15/09	184	170	170	142	482	4912	27	181.93	- 184.58	=	-2.66	215	592	15.0	12.0	55.56%
12	11/15/09	181	197	158	199	554	5466	30	182.20	- 181.93	=	0.27	215	592	17.0	13.0	56.67%
13	11/29/09	182	145	127	200	472	5938	33	179.94	- 182.20	=	-2.26	215	592	17.0	16.0	51.52%
14	12/06/09	179	216	227	193	636	6574	36	182.61	- 179.94	=	2.67	227	636	19.0	17.0	52.78%
15	12/06/09	182	165	174	189	528	7102	39	182.10	- 182.61	=	-0.51	227	636	21.0	18.0	53.85%
16	12/13/09	182	216	209	221	646	7748	42	184.48	- 182.10	=	2.37	227	646	24.0	18.0	57.14%

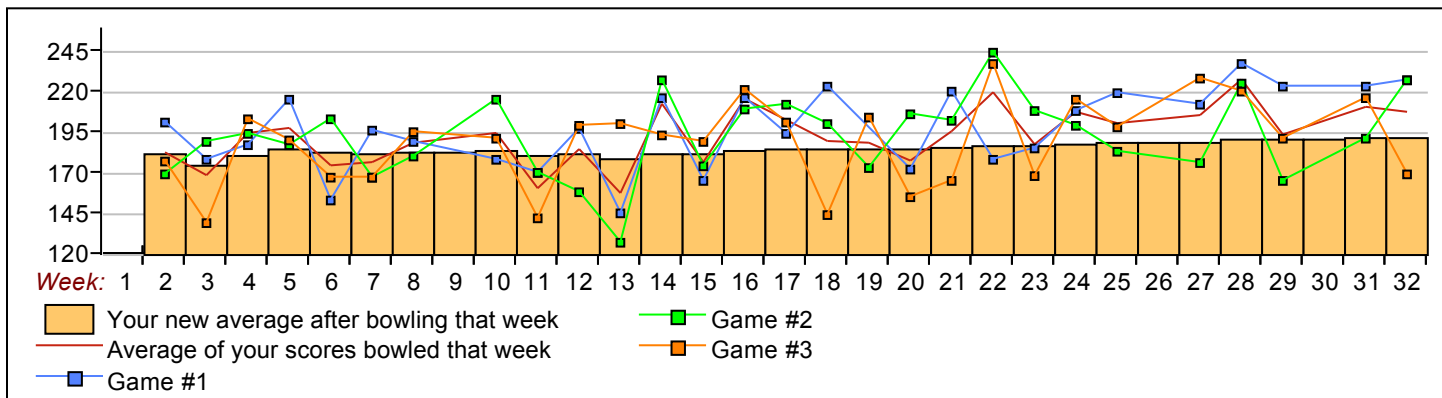
End of 1st part

17	12/20/09	184	194	212	201	607	8355	45	185.67	- 184.48	=	1.19	227	646	25.0	20.0	55.56%
18	12/27/09	185	223	200	144	567	8922	48	185.88	- 185.67	=	0.21	227	646	26.0	22.0	54.17%
19	01/03/10	185	a165	173	204	542	9299	50	185.98	- 185.88	=	0.10	227	646	27.0	23.0	54.00%
20	01/03/09	185	172	206	155	533	9832	53	185.51	- 185.98	=	-0.47	227	646	28.0	25.0	52.83%
21	01/10/10	185	220	202	165	587	10419	56	186.05	- 185.51	=	0.54	227	646	29.0	27.0	51.79%
22	01/17/10	186	178	244	237	659	11078	59	187.76	- 186.05	=	1.71	244	659	31.0	28.0	52.54%
23	01/24/10	187	185	208	168	561	11639	62	187.73	- 187.76	=	-0.04	244	659	32.0	30.0	51.61%
24	01/31/10	187	208	199	215	622	12261	65	188.63	- 187.73	=	0.90	244	659	34.5	30.5	53.08%
25	01/31/10	188	219	183	198	600	12861	68	189.13	- 188.63	=	0.50	244	659	37.5	30.5	55.15%
26	02/07/10	189				0	12861	68	189.13	- 189.13	=	0.00	244	659	37.5	30.5	55.15%
27	02/14/10	189	212	176	228	616	13477	71	189.82	- 189.13	=	0.68	244	659	40.5	30.5	57.04%
28	02/21/10	189	237	225	220	682	14159	74	191.34	- 189.82	=	1.52	244	682	43.5	30.5	58.78%
29	02/21/10	191	223	165	191	579	14738	77	191.40	- 191.34	=	0.06	244	682	45.5	31.5	59.09%
30	02/28/10	191				0	14738	77	191.40	- 191.40	=	0.00	244	682	45.5	31.5	59.09%
31	03/07/10	191	223	191	216	630	15368	80	192.10	- 191.40	=	0.70	244	682	48.5	31.5	60.63%
32	03/14/10	192	227	227	169	623	15991	83	192.66	- 192.10	=	0.56	244	682	49.5	33.5	59.64%

<u><100</u>	<u>100's</u>	<u>125's</u>	<u>150's</u>	<u>175's</u>	<u>200's</u>	<u>225's</u>	<u>250's</u>	<u>275's</u>	<u>300's</u>
		5	17	26	27	8			
<u><400</u>	<u>400's</u>	<u>450's</u>	<u>500's</u>	<u>550's</u>	<u>600's</u>	<u>650's</u>	<u>700's</u>	<u>750's</u>	<u>800's</u>
		2	7	9	8	2			

Ave of Game 1 Ave of Game 2 Ave of Game 3
 197.30 192.14 188.71

High game of **244** on week **22** High series of **682** on week **28** High average of **192.66** after bowling week **32**
 Low game of **127** on week **13** Low series of **472** on week **13** Low average of **175.50** after bowling week **3**



Sunday Morning Threesome

Sunday 9:00 AM

Classic Lanes

Lanes 1 - 16

Note: This report includes information through March 14 which is week 32 of 32

Ted Lake's Bowling Record - Team 9: Unholy Rollers

Week No.	Bowling Date	Old Ave	---Average Change---			Pins	Gms	---Average Change---			High Game	High Sers	Points Won	Points Lost	%Won	
			-1-	-2-	-3-			Total	New - Old	---> +/-						
1	09/13/09	bk214	224	235	160	619	619	3	206.33	- 0.00	= 206.33	235	619	1.0	2.0	33.33%
2	09/20/09	bk214	184	206	232	622	1241	6	206.83	- 206.33	= 0.50	235	622	3.0	3.0	50.00%
3	09/27/09	bk214	212	216	225	653	1894	9	210.44	- 206.83	= 3.61	235	653	4.0	5.0	44.44%
4	10/04/09	210	225	214	255	694	2588	12	215.67	- 210.44	= 5.22	255	694	6.0	6.0	50.00%
5	10/04/09	215	213	210	175	598	3186	15	212.40	- 215.67	= -3.27	255	694	6.0	9.0	40.00%
6	10/11/09	212	258	249	232	739	3925	18	218.06	- 212.40	= 5.66	258	739	9.0	9.0	50.00%
7	10/18/09	218	213	243	190	646	4571	21	217.67	- 218.06	= -0.39	258	739	11.0	10.0	52.38%
8	10/25/09	217	182	156	178	516	5087	24	211.96	- 217.67	= -5.71	258	739	11.0	13.0	45.83%
9	11/01/09	211				0	5087	24	211.96	- 211.96	= 0.00	258	739	11.0	13.0	45.83%
10	11/08/09	211	236	169	227	632	5719	27	211.81	- 211.96	= -0.14	258	739	12.0	15.0	44.44%
11	11/15/09	211	240	185	193	618	6337	30	211.23	- 211.81	= -0.58	258	739	12.5	17.5	41.67%
12	11/15/09	211	165	176	136	477	6814	33	206.48	- 211.23	= -4.75	258	739	12.5	20.5	37.88%
13	11/29/09	206	255	257	204	716	7530	36	209.17	- 206.48	= 2.68	258	739	15.5	20.5	43.06%
14	12/06/09	209	237	168	232	637	8167	39	209.41	- 209.17	= 0.24	258	739	16.5	22.5	42.31%
15	12/06/09	209	220	242	180	642	8809	42	209.74	- 209.41	= 0.33	258	739	17.5	24.5	41.67%
16	12/13/09	209	218	205	265	688	9497	45	211.04	- 209.74	= 1.31	265	739	19.5	25.5	43.33%

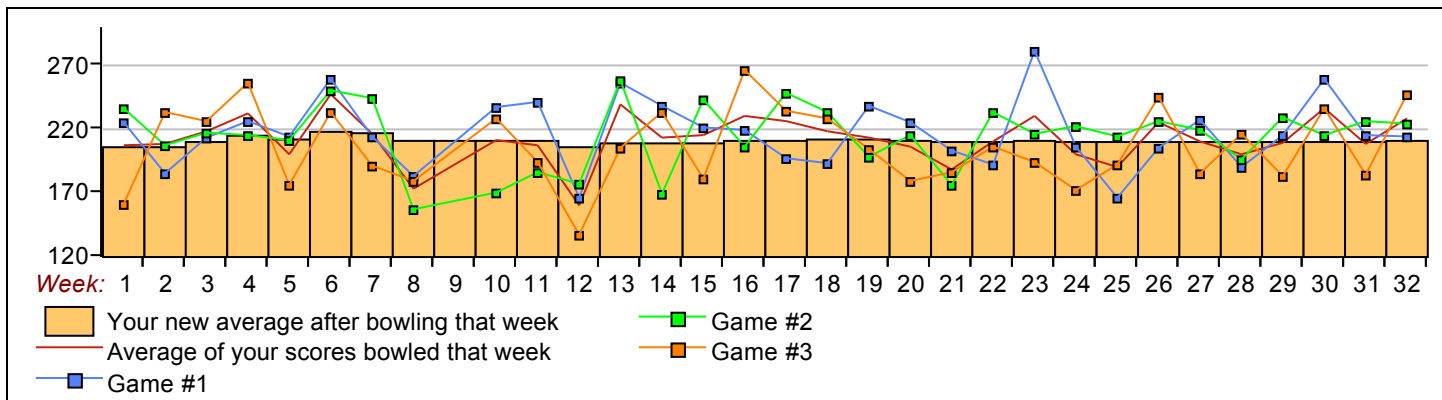
End of 1st part

17	12/20/09	211	196	247	233	676	10173	48	211.94	- 211.04	= 0.89	265	739	19.5	28.5	40.63%
18	12/27/09	211	192	232	227	651	10824	51	212.24	- 211.94	= 0.30	265	739	22.5	28.5	44.12%
19	01/03/10	212	237	197	203	637	11461	54	212.24	- 212.24	= 0.01	265	739	23.5	30.5	43.52%
20	01/03/09	212	224	214	178	616	12077	57	211.88	- 212.24	= -0.36	265	739	25.5	31.5	44.74%
21	01/10/10	211	202	175	185	562	12639	60	210.65	- 211.88	= -1.23	265	739	25.5	34.5	42.50%
22	01/17/10	210	191	232	205	628	13267	63	210.59	- 210.65	= -0.06	265	739	27.5	35.5	43.65%
23	01/24/10	210	280	215	193	688	13955	66	211.44	- 210.59	= 0.85	280	739	28.5	37.5	43.18%
24	01/31/10	211	205	221	171	597	14552	69	210.90	- 211.44	= -0.54	280	739	28.5	40.5	41.30%
25	01/31/10	210	165	213	191	569	15121	72	210.01	- 210.90	= -0.88	280	739	29.5	42.5	40.97%
26	02/07/10	210	204	225	244	673	15794	75	210.59	- 210.01	= 0.57	280	739	30.5	44.5	40.67%
27	02/14/10	210	226	218	184	628	16422	78	210.54	- 210.59	= -0.05	280	739	31.5	46.5	40.38%
28	02/21/10	210	189	195	215	599	17021	81	210.14	- 210.54	= -0.40	280	739	31.5	49.5	38.89%
29	02/21/10	210	214	228	182	624	17645	84	210.06	- 210.14	= -0.08	280	739	33.5	50.5	39.88%
30	02/28/10	210	258	214	235	707	18352	87	210.94	- 210.06	= 0.88	280	739	36.5	50.5	41.95%
31	03/07/10	210	214	225	183	622	18974	90	210.82	- 210.94	= -0.12	280	739	37.5	52.5	41.67%
32	03/14/10	210	213	223	246	682	19656	93	211.35	- 210.82	= 0.53	280	739	39.5	53.5	42.47%

<100	100's	125's	150's	175's	200's	225's	250's	275's	300's
		1	7	23	29	26	6	1	
<400	400's	450's	500's	550's	600's	650's	700's	750's	800's
		1	1	5	13	8	3		

Ave of Game 1 215.87 **Ave of Game 2** 213.06 **Ave of Game 3** 205.13

High game of 280 on week 23 High series of 739 on week 6 High average of 218.06 after bowling week 6
 Low game of 136 on week 12 Low series of 477 on week 12 Low average of 206.33 after bowling week 1



Sunday Morning Threesome

Sunday 9:00 AM

Classic Lanes

Lanes 1 - 16

Note: This report includes information through March 14 which is week 32 of 32

Rick Mattson's Bowling Record - Team 9: Unholy Rollers

Week No.	Bowling Date	Old Ave	---Average Change---			Pins	Gms	---Average Change---			High Game	High Sers	Points Won	Points Lost	%Won	
			-1-	-2-	-3-			Total	New - Old	---> +/-						
1	09/13/09	bk195	204	165	215	584	584	3	194.67	- 0.00	= 194.67	215	584	2.0	1.0	66.67%
2	09/20/09	bk195				0	584	3	194.67	- 194.67	= 0.00	215	584	2.0	1.0	66.67%
3	09/27/09	bk195	230	205	214	649	1233	6	205.50	- 194.67	= 10.83	230	649	4.0	2.0	66.67%
4	10/04/09	bk195				0	1233	6	205.50	- 205.50	= 0.00	230	649	4.0	2.0	66.67%
5	10/04/09	bk195				0	1233	6	205.50	- 205.50	= 0.00	230	649	4.0	2.0	66.67%
6	10/11/09	bk195				0	1233	6	205.50	- 205.50	= 0.00	230	649	4.0	2.0	66.67%
7	10/18/09	bk195				0	1233	6	205.50	- 205.50	= 0.00	230	649	4.0	2.0	66.67%
8	10/25/09	bk195				0	1233	6	205.50	- 205.50	= 0.00	230	649	4.0	2.0	66.67%
9	11/01/09	bk195	195	186	180	561	1794	9	199.33	- 205.50	= -6.17	230	649	5.0	4.0	55.56%
10	11/08/09	199				0	1794	9	199.33	- 199.33	= 0.00	230	649	5.0	4.0	55.56%
11	11/15/09	199				0	1794	9	199.33	- 199.33	= 0.00	230	649	5.0	4.0	55.56%
12	11/15/09	199				0	1794	9	199.33	- 199.33	= 0.00	230	649	5.0	4.0	55.56%
13	11/29/09	199				0	1794	9	199.33	- 199.33	= 0.00	230	649	5.0	4.0	55.56%
14	12/06/09	199				0	1794	9	199.33	- 199.33	= 0.00	230	649	5.0	4.0	55.56%
15	12/06/09	199				0	1794	9	199.33	- 199.33	= 0.00	230	649	5.0	4.0	55.56%
16	12/13/09	199				0	1794	9	199.33	- 199.33	= 0.00	230	649	5.0	4.0	55.56%

End of 1st part

17	12/20/09	199				0	1794	9	199.33	- 199.33	= 0.00	230	649	5.0	4.0	55.56%
18	12/27/09	199				0	1794	9	199.33	- 199.33	= 0.00	230	649	5.0	4.0	55.56%
19	01/03/10	199				0	1794	9	199.33	- 199.33	= 0.00	230	649	5.0	4.0	55.56%
20	01/03/09	199				0	1794	9	199.33	- 199.33	= 0.00	230	649	5.0	4.0	55.56%
21	01/10/10	199				0	1794	9	199.33	- 199.33	= 0.00	230	649	5.0	4.0	55.56%
22	01/17/10	199				0	1794	9	199.33	- 199.33	= 0.00	230	649	5.0	4.0	55.56%
23	01/24/10	199	182	188	224	594	2388	12	199.00	- 199.33	= -0.33	230	649	7.5	4.5	62.50%
24	01/31/10	199				0	2388	12	199.00	- 199.00	= 0.00	230	649	7.5	4.5	62.50%
25	01/31/10	199				0	2388	12	199.00	- 199.00	= 0.00	230	649	7.5	4.5	62.50%
26	02/07/10	199				0	2388	12	199.00	- 199.00	= 0.00	230	649	7.5	4.5	62.50%
27	02/14/10	199				0	2388	12	199.00	- 199.00	= 0.00	230	649	7.5	4.5	62.50%
28	02/21/10	199				0	2388	12	199.00	- 199.00	= 0.00	230	649	7.5	4.5	62.50%
29	02/21/10	199				0	2388	12	199.00	- 199.00	= 0.00	230	649	7.5	4.5	62.50%
30	02/28/10	199				0	2388	12	199.00	- 199.00	= 0.00	230	649	7.5	4.5	62.50%
31	03/07/10	199				0	2388	12	199.00	- 199.00	= 0.00	230	649	7.5	4.5	62.50%
32	03/14/10	199				0	2388	12	199.00	- 199.00	= 0.00	230	649	7.5	4.5	62.50%

<u><100</u>	<u>100's</u>	<u>125's</u>	<u>150's</u>	<u>175's</u>	<u>200's</u>	<u>225's</u>	<u>250's</u>	<u>275's</u>	<u>300's</u>
			1	5	5	1			
<u><400</u>	<u>400's</u>	<u>450's</u>	<u>500's</u>	<u>550's</u>	<u>600's</u>	<u>650's</u>	<u>700's</u>	<u>750's</u>	<u>800's</u>
				3	1				

Ave of Game 1 Ave of Game 2 Ave of Game 3
 202.75 186.00 208.25

High game of **230** on week **3** High series of **649** on week **3** High average of **205.50** after bowling week **3**
 Low game of **165** on week **1** Low series of **561** on week **9** Low average of **194.67** after bowling week **1**

