

Sunday Morning Threesome

Sunday 9:00 AM

Classic Lanes

Lanes 3 - 16

Note: This report includes information through March 13 which is week 32 of 32

Larry Fossum's Bowling Record - Roving Substitute

Week	Bowling No.	Old Date	Old Ave	---Average Change---			Pins	Gms	---Average Change---		High Game	High Sers	Points Won	Points Lost	%Won
				-1-	-2-	-3-			Total	New - Old					
1	09/12/10	bk231				0	0	0	- 0.00	= 0.00	0	0			0.00%
2	09/19/10	bk231				0	0	0	- 0.00	= 0.00	0	0			0.00%
3	09/26/10	bk231				0	0	0	- 0.00	= 0.00	0	0			0.00%
4	10/03/10	bk231				0	0	0	- 0.00	= 0.00	0	0			0.00%
5	10/10/10	bk231				0	0	0	- 0.00	= 0.00	0	0			0.00%
6	10/17/10	bk231				0	0	0	- 0.00	= 0.00	0	0			0.00%
7	10/24/10	bk231				0	0	0	- 0.00	= 0.00	0	0			0.00%
8	10/24/10	bk231				0	0	0	- 0.00	= 0.00	0	0			0.00%
9	10/31/10	bk231	164	221	180	565	565	3	188.33	- 0.00	= 188.33	221	565	3.0	0.00%
10	11/07/10	bk231				0	565	3	188.33	- 188.33	= 0.00	221	565	3.0	0.00%
11	11/07/10	bk231				0	565	3	188.33	- 188.33	= 0.00	221	565	3.0	0.00%
12	11/14/10	bk231				0	565	3	188.33	- 188.33	= 0.00	221	565	3.0	0.00%
13	11/14/10	bk231				0	565	3	188.33	- 188.33	= 0.00	221	565	3.0	0.00%
14	11/28/10	bk231				0	565	3	188.33	- 188.33	= 0.00	221	565	3.0	0.00%
15	12/05/10	bk231				0	565	3	188.33	- 188.33	= 0.00	221	565	3.0	0.00%
16	12/12/10	bk231				0	565	3	188.33	- 188.33	= 0.00	221	565	3.0	0.00%

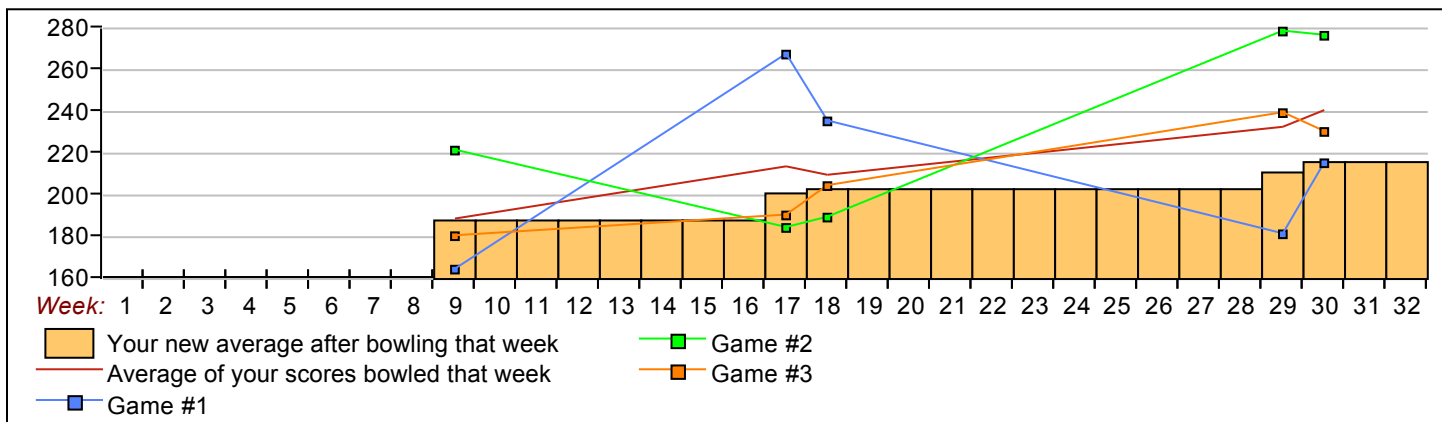
End of 1st part

17	12/19/10	188	267	184	190	641	1206	6	201.00	- 188.33	= 12.67	267	641	2.0	4.0	33.33%
18	12/26/10	201	235	189	204	628	1834	9	203.78	- 201.00	= 2.78	267	641	3.0	6.0	33.33%
19	01/02/11	203				0	1834	9	203.78	- 203.78	= 0.00	267	641	3.0	6.0	33.33%
20	01/09/11	203				0	1834	9	203.78	- 203.78	= 0.00	267	641	3.0	6.0	33.33%
21	01/16/11	203				0	1834	9	203.78	- 203.78	= 0.00	267	641	3.0	6.0	33.33%
22	01/23/11	203				0	1834	9	203.78	- 203.78	= 0.00	267	641	3.0	6.0	33.33%
23	01/30/11	203				0	1834	9	203.78	- 203.78	= 0.00	267	641	3.0	6.0	33.33%
24	01/30/11	203				0	1834	9	203.78	- 203.78	= 0.00	267	641	3.0	6.0	33.33%
25	02/06/11	203				0	1834	9	203.78	- 203.78	= 0.00	267	641	3.0	6.0	33.33%
26	02/13/11	203				0	1834	9	203.78	- 203.78	= 0.00	267	641	3.0	6.0	33.33%
27	02/13/11	203				0	1834	9	203.78	- 203.78	= 0.00	267	641	3.0	6.0	33.33%
28	02/20/11	203				0	1834	9	203.78	- 203.78	= 0.00	267	641	3.0	6.0	33.33%
29	02/27/11	203	181	278	239	698	2532	12	211.00	- 203.78	= 7.22	278	698	5.0	7.0	41.67%
30	02/27/11	211	215	276	230	721	3253	15	216.87	- 211.00	= 5.87	278	721	8.0	7.0	53.33%
31	03/06/11	216				0	3253	15	216.87	- 216.87	= 0.00	278	721	8.0	7.0	53.33%
32	03/13/11	216				0	3253	15	216.87	- 216.87	= 0.00	278	721	8.0	7.0	53.33%

<u><100</u>	<u>100's</u>	<u>125's</u>	<u>150's</u>	<u>175's</u>	<u>200's</u>	<u>225's</u>	<u>250's</u>	<u>275's</u>	<u>300's</u>
			1	5	3	3	1	2	
<u><400</u>	<u>400's</u>	<u>450's</u>	<u>500's</u>	<u>550's</u>	<u>600's</u>	<u>650's</u>	<u>700's</u>	<u>750's</u>	<u>800's</u>
				1	2	1	1		

Ave of Game 1 Ave of Game 2 Ave of Game 3
 212.40 229.60 208.60

High game of 278 on week 29 High series of 721 on week 30 High average of 216.87 after bowling week 30
 Low game of 164 on week 9 Low series of 565 on week 9 Low average of 188.33 after bowling week 9



Sunday Morning Threesome

Sunday 9:00 AM

Classic Lanes

Lanes 3 - 16

Note: This report includes information through March 13 which is week 32 of 32

Jeff Mours's Bowling Record - Roving Substitute

Week	Bowling No.	Old Date	Old Ave	-1-	-2-	-3-	Total	Pins	Gms	---Average Change---			High Game	High Sers	Points Won	Points Lost	%Won		
										New	- Old	---> +/-							
1	09/12/10	bk223					0	0	0	-	0.00	=	0.00	0	0			0.00%	
2	09/19/10	bk223				0	0	0	0	-	0.00	=	0.00	0	0			0.00%	
3	09/26/10	bk223				0	0	0	0	-	0.00	=	0.00	0	0			0.00%	
4	10/03/10	bk217	209	224	205	638	638	3	3	212.67	-	0.00	=	212.67	224	638	2.0	1.0	66.67%
5	10/10/10	bk217				0	638	3	3	212.67	-	212.67	=	0.00	224	638	2.0	1.0	66.67%
6	10/17/10	bk217				0	638	3	3	212.67	-	212.67	=	0.00	224	638	2.0	1.0	66.67%
7	10/24/10	bk217				0	638	3	3	212.67	-	212.67	=	0.00	224	638	2.0	1.0	66.67%
8	10/24/10	bk217				0	638	3	3	212.67	-	212.67	=	0.00	224	638	2.0	1.0	66.67%
9	10/31/10	bk217				0	638	3	3	212.67	-	212.67	=	0.00	224	638	2.0	1.0	66.67%
10	11/07/10	bk217	216	185	215	616	1254	6	6	209.00	-	212.67	=	-3.67	224	638	2.0	4.0	33.33%
11	11/07/10	bk217	194	204	208	606	1860	9	9	206.67	-	209.00	=	-2.33	224	638	2.0	7.0	22.22%
12	11/14/10	206				0	1860	9	9	206.67	-	206.67	=	0.00	224	638	2.0	7.0	22.22%
13	11/14/10	206	202	162	249	613	2473	12	12	206.08	-	206.67	=	-0.58	249	638	3.0	9.0	25.00%
14	11/28/10	206				0	2473	12	12	206.08	-	206.08	=	0.00	249	638	3.0	9.0	25.00%
15	12/05/10	206				0	2473	12	12	206.08	-	206.08	=	0.00	249	638	3.0	9.0	25.00%
16	12/12/10	206				0	2473	12	12	206.08	-	206.08	=	0.00	249	638	3.0	9.0	25.00%

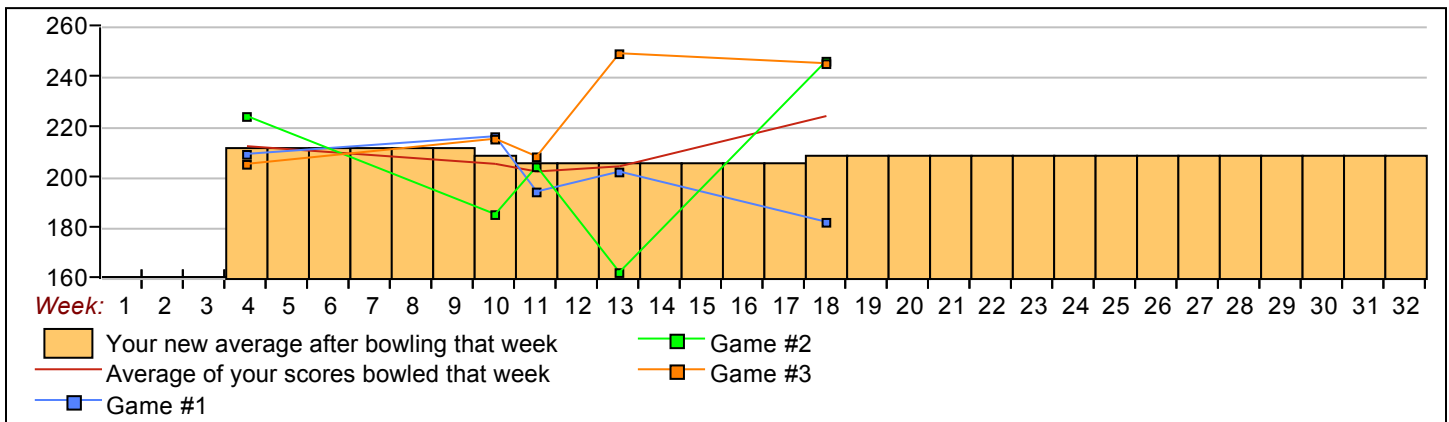
End of 1st part

17	12/19/10	206				0	2473	12	12	206.08	-	206.08	=	0.00	249	638	3.0	9.0	25.00%
18	12/26/10	206	182	246	245	673	3146	15	15	209.73	-	206.08	=	3.65	249	673	6.0	9.0	40.00%
19	01/02/11	209				0	3146	15	15	209.73	-	209.73	=	0.00	249	673	6.0	9.0	40.00%
20	01/09/11	209				0	3146	15	15	209.73	-	209.73	=	0.00	249	673	6.0	9.0	40.00%
21	01/16/11	209				0	3146	15	15	209.73	-	209.73	=	0.00	249	673	6.0	9.0	40.00%
22	01/23/11	209				0	3146	15	15	209.73	-	209.73	=	0.00	249	673	6.0	9.0	40.00%
23	01/30/11	209				0	3146	15	15	209.73	-	209.73	=	0.00	249	673	6.0	9.0	40.00%
24	01/30/11	209				0	3146	15	15	209.73	-	209.73	=	0.00	249	673	6.0	9.0	40.00%
25	02/06/11	209				0	3146	15	15	209.73	-	209.73	=	0.00	249	673	6.0	9.0	40.00%
26	02/13/11	209				0	3146	15	15	209.73	-	209.73	=	0.00	249	673	6.0	9.0	40.00%
27	02/13/11	209				0	3146	15	15	209.73	-	209.73	=	0.00	249	673	6.0	9.0	40.00%
28	02/20/11	209				0	3146	15	15	209.73	-	209.73	=	0.00	249	673	6.0	9.0	40.00%
29	02/27/11	209				0	3146	15	15	209.73	-	209.73	=	0.00	249	673	6.0	9.0	40.00%
30	02/27/11	209				0	3146	15	15	209.73	-	209.73	=	0.00	249	673	6.0	9.0	40.00%
31	03/06/11	209				0	3146	15	15	209.73	-	209.73	=	0.00	249	673	6.0	9.0	40.00%
32	03/13/11	209				0	3146	15	15	209.73	-	209.73	=	0.00	249	673	6.0	9.0	40.00%

<u><100</u>	<u>100's</u>	<u>125's</u>	<u>150's</u>	<u>175's</u>	<u>200's</u>	<u>225's</u>	<u>250's</u>	<u>275's</u>	<u>300's</u>
			1	3	8	3			
<u><400</u>	<u>400's</u>	<u>450's</u>	<u>500's</u>	<u>550's</u>	<u>600's</u>	<u>650's</u>	<u>700's</u>	<u>750's</u>	<u>800's</u>
					4	1			

Ave of Game 1 **Ave of Game 2** **Ave of Game 3**
 200.60 204.20 224.40

High game of **249** on week **13** High series of **673** on week **18** High average of **212.67** after bowling week **4**
 Low game of **162** on week **13** Low series of **606** on week **11** Low average of **206.08** after bowling week **13**



Sunday Morning Threesome

Sunday 9:00 AM

Classic Lanes

Lanes 3 - 16

Note: This report includes information through March 13 which is week 32 of 32

Kellie Frey's Bowling Record - Team 13: Classic Lanes Menomonee Falls

Week No.	Bowling Date	Old Ave	---Average Change---			Total	Pins	Gms	---Average Change---		High Game	High Sers	Points Won	Points Lost	%Won	
			-1-	-2-	-3-				New - Old	--> +/-						
1	09/12/10	bk188				0	0	0	- 0.00	= 0.00	0	0			0.00%	
2	09/19/10	bk188				0	0	0	- 0.00	= 0.00	0	0			0.00%	
3	09/26/10	bk188				0	0	0	- 0.00	= 0.00	0	0			0.00%	
4	10/03/10	bk188				0	0	0	- 0.00	= 0.00	0	0			0.00%	
5	10/10/10	bk188				0	0	0	- 0.00	= 0.00	0	0			0.00%	
6	10/17/10	bk188				0	0	0	- 0.00	= 0.00	0	0			0.00%	
7	10/24/10	bk188				0	0	0	- 0.00	= 0.00	0	0			0.00%	
8	10/24/10	bk188				0	0	0	- 0.00	= 0.00	0	0			0.00%	
9	10/31/10	bk188	137	192	200	529	529	3	176.33	- 0.00	= 176.33	200	529	3.0	0.00%	
10	11/07/10	bk188				0	529	3	176.33	- 176.33	= 0.00	200	529	3.0	0.00%	
11	11/07/10	bk188				0	529	3	176.33	- 176.33	= 0.00	200	529	3.0	0.00%	
12	11/14/10	bk188	182	192	195	569	1098	6	183.00	- 176.33	= 6.67	200	569	2.0	4.0	33.33%
13	11/14/10	bk188	236	173	164	573	1671	9	185.67	- 183.00	= 2.67	236	573	3.0	6.0	33.33%
14	11/28/10	185				0	1671	9	185.67	- 185.67	= 0.00	236	573	3.0	6.0	33.33%
15	12/05/10	185	185	235	205	625	2296	12	191.33	- 185.67	= 5.67	236	625	4.0	8.0	33.33%
16	12/12/10	191				0	2296	12	191.33	- 191.33	= 0.00	236	625	4.0	8.0	33.33%

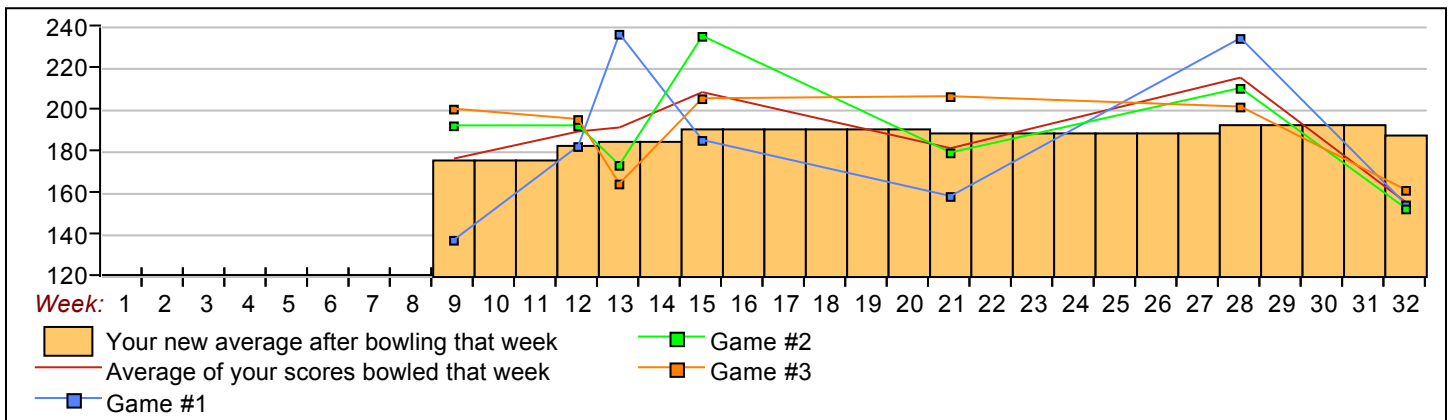
End of 1st part

17	12/19/10	191				0	2296	12	191.33	- 191.33	= 0.00	236	625	4.0	8.0	33.33%
18	12/26/10	191				0	2296	12	191.33	- 191.33	= 0.00	236	625	4.0	8.0	33.33%
19	01/02/11	191				0	2296	12	191.33	- 191.33	= 0.00	236	625	4.0	8.0	33.33%
20	01/09/11	191				0	2296	12	191.33	- 191.33	= 0.00	236	625	4.0	8.0	33.33%
21	01/16/11	191	158	179	206	543	2839	15	189.27	- 191.33	= -2.07	236	625	6.0	9.0	40.00%
22	01/23/11	189				0	2839	15	189.27	- 189.27	= 0.00	236	625	6.0	9.0	40.00%
23	01/30/11	189				0	2839	15	189.27	- 189.27	= 0.00	236	625	6.0	9.0	40.00%
24	01/30/11	189				0	2839	15	189.27	- 189.27	= 0.00	236	625	6.0	9.0	40.00%
25	02/06/11	189				0	2839	15	189.27	- 189.27	= 0.00	236	625	6.0	9.0	40.00%
26	02/13/11	189				0	2839	15	189.27	- 189.27	= 0.00	236	625	6.0	9.0	40.00%
27	02/13/11	189				0	2839	15	189.27	- 189.27	= 0.00	236	625	6.0	9.0	40.00%
28	02/20/11	189	234	210	201	645	3484	18	193.56	- 189.27	= 4.29	236	645	8.0	10.0	44.44%
29	02/27/11	193				0	3484	18	193.56	- 193.56	= 0.00	236	645	8.0	10.0	44.44%
30	02/27/11	193				0	3484	18	193.56	- 193.56	= 0.00	236	645	8.0	10.0	44.44%
31	03/06/11	193				0	3484	18	193.56	- 193.56	= 0.00	236	645	8.0	10.0	44.44%
32	03/13/11	193	154	152	161	467	3951	21	188.14	- 193.56	= -5.41	236	645	8.0	13.0	38.10%

<u><100</u>	<u>100's</u>	<u>125's</u>	<u>150's</u>	<u>175's</u>	<u>200's</u>	<u>225's</u>	<u>250's</u>	<u>275's</u>	<u>300's</u>
		1	6	6	5	3			
<u><400</u>	<u>400's</u>	<u>450's</u>	<u>500's</u>	<u>550's</u>	<u>600's</u>	<u>650's</u>	<u>700's</u>	<u>750's</u>	<u>800's</u>
		1	2	2	2				

Ave of Game 1 Ave of Game 2 Ave of Game 3
 183.71 190.43 190.29

High game of 236 on week 13 High series of 645 on week 28 High average of 193.56 after bowling week 28
 Low game of 137 on week 9 Low series of 467 on week 32 Low average of 176.33 after bowling week 9



Sunday Morning Threesome

Sunday 9:00 AM

Classic Lanes

Lanes 3 - 16

Note: This report includes information through March 13 which is week 32 of 32

Michael Purdoff's Bowling Record - Roving Substitute

Week No.	Bowling Date	Old Ave	---Average Change---			Pins	Gms	---Average Change---			High Game	High Sers	Points Won	Points Lost	%Won	
			-1-	-2-	-3-			Total	New - Old	---> +/-						
1	09/12/10	0				0	0	- 0.00	= 0.00	0	0	0	0	0.00%		
2	09/19/10	0				0	0	- 0.00	= 0.00	0	0	0	0	0.00%		
3	09/26/10	0				0	0	- 0.00	= 0.00	0	0	0	0	0.00%		
4	10/03/10	bk189	166	173	212	551	551	3	183.67	- 0.00	= 183.67	212	551	1.0	2.0	33.33%
5	10/10/10	bk189				0	551	3	183.67	- 183.67	= 0.00	212	551	1.0	2.0	33.33%
6	10/17/10	bk189	195	200	235	630	1181	6	196.83	- 183.67	= 13.17	235	630	3.0	3.0	50.00%
7	10/24/10	bk189				0	1181	6	196.83	- 196.83	= 0.00	235	630	3.0	3.0	50.00%
8	10/24/10	bk189	224	216	237	677	1858	9	206.44	- 196.83	= 9.61	237	677	6.0	3.0	66.67%
9	10/31/10	206				0	1858	9	206.44	- 206.44	= 0.00	237	677	6.0	3.0	66.67%
10	11/07/10	206				0	1858	9	206.44	- 206.44	= 0.00	237	677	6.0	3.0	66.67%
11	11/07/10	206				0	1858	9	206.44	- 206.44	= 0.00	237	677	6.0	3.0	66.67%
12	11/14/10	206				0	1858	9	206.44	- 206.44	= 0.00	237	677	6.0	3.0	66.67%
13	11/14/10	206				0	1858	9	206.44	- 206.44	= 0.00	237	677	6.0	3.0	66.67%
14	11/28/10	206				0	1858	9	206.44	- 206.44	= 0.00	237	677	6.0	3.0	66.67%
15	12/05/10	206	189	202	170	561	2419	12	201.58	- 206.44	= -4.86	237	677	6.0	6.0	50.00%
16	12/12/10	201				0	2419	12	201.58	- 201.58	= 0.00	237	677	6.0	6.0	50.00%

End of 1st part

17	12/19/10	201				0	2419	12	201.58	- 201.58	= 0.00	237	677	6.0	6.0	50.00%
18	12/26/10	201				0	2419	12	201.58	- 201.58	= 0.00	237	677	6.0	6.0	50.00%
19	01/02/11	201				0	2419	12	201.58	- 201.58	= 0.00	237	677	6.0	6.0	50.00%
20	01/09/11	201				0	2419	12	201.58	- 201.58	= 0.00	237	677	6.0	6.0	50.00%
21	01/16/11	201	190	187	172	549	2968	15	197.87	- 201.58	= -3.72	237	677	8.0	7.0	53.33%
22	01/23/11	197				0	2968	15	197.87	- 197.87	= 0.00	237	677	8.0	7.0	53.33%
23	01/30/11	197				0	2968	15	197.87	- 197.87	= 0.00	237	677	8.0	7.0	53.33%
24	01/30/11	197	181	196	209	586	3554	18	197.44	- 197.87	= -0.42	237	677	10.0	8.0	55.56%
25	02/06/11	197				0	3554	18	197.44	- 197.44	= 0.00	237	677	10.0	8.0	55.56%
26	02/13/11	197				0	3554	18	197.44	- 197.44	= 0.00	237	677	10.0	8.0	55.56%
27	02/13/11	197				0	3554	18	197.44	- 197.44	= 0.00	237	677	10.0	8.0	55.56%
28	02/20/11	197	229	170	184	583	4137	21	197.00	- 197.44	= -0.44	237	677	11.0	10.0	52.38%
29	02/27/11	197	193	173	224	590	4727	24	196.96	- 197.00	= -0.04	237	677	12.0	12.0	50.00%
30	02/27/11	196	188	216	189	593	5320	27	197.04	- 196.96	= 0.08	237	677	13.5	13.5	50.00%
31	03/06/11	197				0	5320	27	197.04	- 197.04	= 0.00	237	677	13.5	13.5	50.00%
32	03/13/11	197				0	5320	27	197.04	- 197.04	= 0.00	237	677	13.5	13.5	50.00%

<u><100</u>	<u>100's</u>	<u>125's</u>	<u>150's</u>	<u>175's</u>	<u>200's</u>	<u>225's</u>	<u>250's</u>	<u>275's</u>	<u>300's</u>
			6	10	8	3			
<u><400</u>	<u>400's</u>	<u>450's</u>	<u>500's</u>	<u>550's</u>	<u>600's</u>	<u>650's</u>	<u>700's</u>	<u>750's</u>	<u>800's</u>
			1	6	1	1			

Ave of Game 1 Ave of Game 2 Ave of Game 3
 195.00 192.56 203.56

High game of 237 on week 8 High series of 677 on week 8 High average of 206.44 after bowling week 8
 Low game of 166 on week 4 Low series of 549 on week 21 Low average of 183.67 after bowling week 4

