

Sunday 9:00 am

Classic Lanes

Lanes 3 - 16

Note: This report includes information through March 13 which is week 32 of 32

Team 1: The Jokerz

Name	Pins	Gms	True Average	Book Ave	High Game	High Sers	Points Won	Points Lost	%Won
Herman, Robert	14123	81	174.36	178	254	653	39.0	42.0	48.15%
Lendowski, Dennis	18381	90	204.23	200	278	694	49.0	41.0	54.44%
Herman, Kevin	20406	96	212.56	217	266	755	55.0	41.0	57.29%
Herman, Jeff	1232	6	205.33	206	226	633	5.0	1.0	83.33%
Meyerring, John	1768	9	196.44	196	279	606	6.0	3.0	66.67%

Team History

Week	Bowling No.	Opp. Date	Opp. Team	-1-	-2-	-3-	Total	Last Wk WON	Last Wk Lost	Points Won	Points Lost	Year-To-Date WON	Y-T-D LOST	High Game	High Sers
1	09/12/10	2	461	601	733	1795	10	6	10	6	10	6	6	733	1795
2	09/19/10	3	604	627	641	1872	15	1	25	7	25	7	7	733	1872
3	09/26/10	12	506	551	556	1613	7	9	32	16	32	16	16	733	1872
4	10/03/10	10	520	588	518	1626	3	13	35	29	35	29	29	733	1872
5	10/10/10	10	556	535	561	1652	14	2	49	31	49	31	31	733	1872
6	10/17/10	14	610	542	603	1755	5	11	54	42	54	42	42	733	1872
7	10/24/10	6	584	540	569	1693	6	10	60	52	60	52	52	733	1872
8	10/24/10	11	532	518	551	1601	6	10	66	62	66	62	62	733	1872
9	10/31/10	8	588	524	632	1744	12	4	78	66	78	66	66	733	1872
10	11/07/10	5	656	642	661	1959	12	4	90	70	90	70	70	733	1959
11	11/07/10	7	625	618	514	1757	7	9	97	79	97	79	79	733	1959
12	11/14/10	13	664	548	577	1789	12	4	109	83	109	83	83	733	1959
13	11/14/10	4	691	538	513	1742	7	9	116	92	116	92	92	733	1959
14	11/28/10	9	607	639	589	1835	13	3	129	95	129	95	95	733	1959
15	12/05/10	8	597	568	688	1853	10	6	139	101	139	101	101	733	1959
16	12/12/10	13	596	667	571	1834	9	7	148	108	148	108	108	733	1959

End of 1st part

17	12/19/10	2	529	563	642	1734	9	7	9	7	157	115	115	733	1959
18	12/26/10	3	577	550	616	1743	11	5	20	12	168	120	120	733	1959
19	01/02/11	12	579	578	639	1796	3	13	23	25	171	133	133	733	1959
20	01/09/11	10	642	574	609	1825	6	10	29	35	177	143	143	733	1959
21	01/16/11	7	669	567	702	1938	11	5	40	40	188	148	148	733	1959
22	01/23/11	14	500	606	633	1739	4	12	44	52	192	160	160	733	1959
23	01/30/11	6	587	558	585	1730	3	13	47	65	195	173	173	733	1959
24	01/30/11	11	578	659	582	1819	6	10	53	75	201	183	183	733	1959
25	02/06/11	5	674	643	609	1926	14	2	67	77	215	185	185	733	1959
26	02/13/11	7	619	599	612	1830	6	10	73	87	221	195	195	733	1959
27	02/13/11	13	654	595	601	1850	8	8	81	95	229	203	203	733	1959
28	02/20/11	7	587	619	640	1846	14	2	95	97	243	205	205	733	1959
29	02/27/11	4	637	608	668	1913	15	1	110	98	258	206	206	733	1959
30	02/27/11	9	689	566	581	1836	13	3	123	101	271	209	209	733	1959
31	03/06/11	8	584	579	534	1697	8	8	131	109	279	217	217	733	1959
32	03/13/11	14	558	562	532	1652	3	13	134	122	282	230	230	733	1959

Sunday Morning Threesome

Sunday 9:00 am

Classic Lanes

Lanes 3 - 16

Note: This report includes information through March 13 which is week 32 of 32

Robert Herman's Bowling Record - Team 1: The Jokerz

Week No.	Bowling Date	Old Ave	---Average Change---			Pins	Gms	---Average Change---			High Game	High Sers	Points Won	Points Lost	%Won			
			-1-	-2-	-3-			Total	New - Old	---> +/-								
1	09/12/10	bk178				0	0	0	0	0.00	=	0.00	0	0	0.00%			
2	09/19/10	bk178				0	0	0	0	0.00	=	0.00	0	0	0.00%			
3	09/26/10	bk178				0	0	0	0	0.00	=	0.00	0	0	0.00%			
4	10/03/10	bk178	145	171	144	460	460	3	153.33	-	0.00	=	153.33	171	460	3.0	0.00%	
5	10/10/10	bk178	157	129	191	477	937	6	156.17	-	153.33	=	2.83	191	477	1.0	5.0	16.67%
6	10/17/10	bk178	185	165	163	513	1450	9	161.11	-	156.17	=	4.94	191	513	1.0	8.0	11.11%
7	10/24/10	161	177	150	194	521	1971	12	164.25	-	161.11	=	3.14	194	521	3.0	9.0	25.00%
8	10/24/10	164	138	148	162	448	2419	15	161.27	-	164.25	=	-2.98	194	521	4.0	11.0	26.67%
9	10/31/10	161	158	170	172	500	2919	18	162.17	-	161.27	=	0.90	194	521	7.0	11.0	38.89%
10	11/07/10	162	184	184	203	571	3490	21	166.19	-	162.17	=	4.02	203	571	9.0	12.0	42.86%
11	11/07/10	166	220	163	150	533	4023	24	167.63	-	166.19	=	1.43	220	571	10.0	14.0	41.67%
12	11/14/10	167	210	162	165	537	4560	27	168.89	-	167.63	=	1.26	220	571	11.0	16.0	40.74%
13	11/14/10	168	195	196	143	534	5094	30	169.80	-	168.89	=	0.91	220	571	13.0	17.0	43.33%
14	11/28/10	169	167	203	120	490	5584	33	169.21	-	169.80	=	-0.59	220	571	15.0	18.0	45.45%
15	12/05/10	169	182	146	230	558	6142	36	170.61	-	169.21	=	1.40	230	571	17.0	19.0	47.22%
16	12/12/10	170	152	200	180	532	6674	39	171.13	-	170.61	=	0.52	230	571	19.0	20.0	48.72%

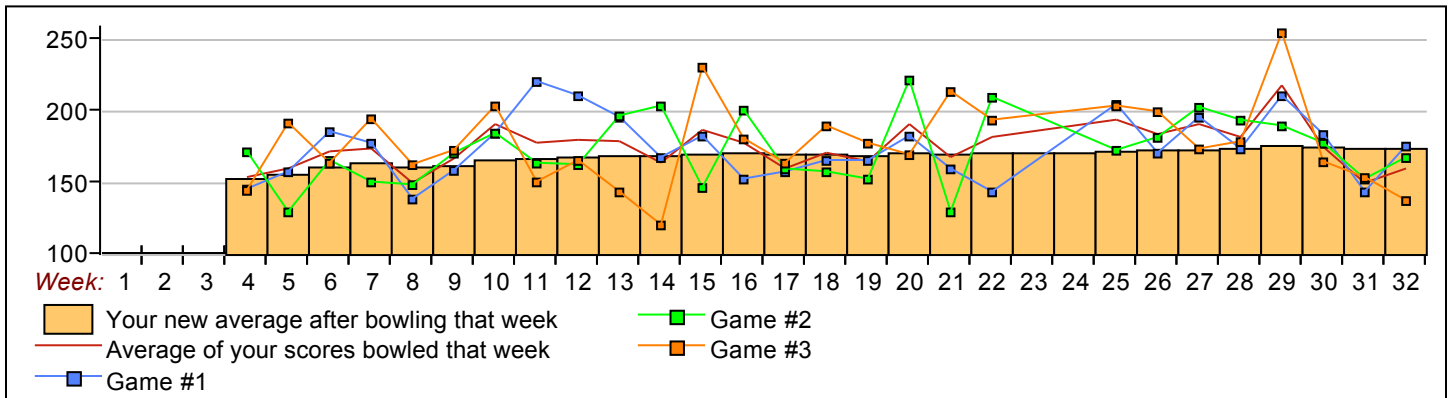
End of 1st part

17	12/19/10	171	157	159	163	479	7153	42	170.31	-	171.13	=	-0.82	230	571	20.0	22.0	47.62%
18	12/26/10	170	165	157	189	511	7664	45	170.31	-	170.31	=	0.00	230	571	21.0	24.0	46.67%
19	01/02/11	170	165	152	177	494	8158	48	169.96	-	170.31	=	-0.35	230	571	22.0	26.0	45.83%
20	01/09/11	169	182	221	169	572	8730	51	171.18	-	169.96	=	1.22	230	572	24.0	27.0	47.06%
21	01/16/11	171	159	129	213	501	9231	54	170.94	-	171.18	=	-0.23	230	572	25.0	29.0	46.30%
22	01/23/11	170	143	209	193	545	9776	57	171.51	-	170.94	=	0.56	230	572	26.0	31.0	45.61%
23	01/30/11	171	a151			151	9776	57	171.51	-	171.51	=	0.00	230	572	26.0	31.0	45.61%
24	01/30/11	171				0	9776	57	171.51	-	171.51	=	0.00	230	572	26.0	31.0	45.61%
25	02/06/11	171	204	172	203	579	10355	60	172.58	-	171.51	=	1.07	230	579	28.0	32.0	46.67%
26	02/13/11	172	170	181	199	550	10905	63	173.10	-	172.58	=	0.51	230	579	30.0	33.0	47.62%
27	02/13/11	173	195	202	173	570	11475	66	173.86	-	173.10	=	0.77	230	579	32.0	34.0	48.48%
28	02/20/11	173	173	193	178	544	12019	69	174.19	-	173.86	=	0.32	230	579	34.0	35.0	49.28%
29	02/27/11	174	210	189	254	653	12672	72	176.00	-	174.19	=	1.81	254	653	37.0	35.0	51.39%
30	02/27/11	176	183	177	164	524	13196	75	175.95	-	176.00	=	-0.05	254	653	38.0	37.0	50.67%
31	03/06/11	175	143	152	153	448	13644	78	174.92	-	175.95	=	-1.02	254	653	38.0	40.0	48.72%
32	03/13/11	174	175	167	137	479	14123	81	174.36	-	174.92	=	-0.57	254	653	39.0	42.0	48.15%

<u><100</u>	<u>100's</u>	<u>125's</u>	<u>150's</u>	<u>175's</u>	<u>200's</u>	<u>225's</u>	<u>250's</u>	<u>275's</u>	<u>300's</u>
	1	11	32	23	12	1	1		
<u><400</u>	<u>400's</u>	<u>450's</u>	<u>500's</u>	<u>550's</u>	<u>600's</u>	<u>650's</u>	<u>700's</u>	<u>750's</u>	<u>800's</u>
	2	6	12	6		1			

Ave of Game 1 Ave of Game 2 Ave of Game 3
 173.85 172.11 177.11

High game of **254** on week **29** High series of **653** on week **29** High average of **176.00** after bowling week **29**
 Low game of **120** on week **14** Low series of **448** on week **8** Low average of **153.33** after bowling week **4**



Sunday Morning Threesome

Sunday 9:00 am

Classic Lanes

Lanes 3 - 16

Note: This report includes information through March 13 which is week 32 of 32

Dennis Lendowski's Bowling Record - Team 1: The Jokerz

Week No.	Bowling Date	Old Ave	-			Total	Pins	Gms	---Average Change---			High Game	High Sers	Points Won	Points Lost	%Won		
			-1-	-2-	-3-				New	Old	---> +/-							
1	09/12/10	bk200	123	194	240	557	557	3	185.67	-	0.00	=	185.67	240	557	2.0	1.0	66.67%
2	09/19/10	bk200				0	557	3	185.67	-	185.67	=	0.00	240	557	2.0	1.0	66.67%
3	09/26/10	bk200	138	165	159	462	1019	6	169.83	-	185.67	=	-15.83	240	557	3.0	3.0	50.00%
4	10/03/10	bk200	191	214	164	569	1588	9	176.44	-	169.83	=	6.61	240	569	4.0	5.0	44.44%
5	10/10/10	176	212	225	190	627	2215	12	184.58	-	176.44	=	8.14	240	627	7.0	5.0	58.33%
6	10/17/10	184	187	194	256	637	2852	15	190.13	-	184.58	=	5.55	256	637	8.0	7.0	53.33%
7	10/24/10	190	208	165	172	545	3397	18	188.72	-	190.13	=	-1.41	256	637	9.0	9.0	50.00%
8	10/24/10	188	167	196	174	537	3934	21	187.33	-	188.72	=	-1.39	256	637	10.0	11.0	47.62%
9	10/31/10	187	218	159	258	635	4569	24	190.38	-	187.33	=	3.04	258	637	12.0	12.0	50.00%
10	11/07/10	190	216	236	219	671	5240	27	194.07	-	190.38	=	3.70	258	671	13.0	14.0	48.15%
11	11/07/10	194	193	210	162	565	5805	30	193.50	-	194.07	=	-0.57	258	671	13.0	17.0	43.33%
12	11/14/10	193	235	169	223	627	6432	33	194.91	-	193.50	=	1.41	258	671	14.0	19.0	42.42%
13	11/14/10	194	270	160	158	588	7020	36	195.00	-	194.91	=	0.09	270	671	16.0	20.0	44.44%
14	11/28/10	195	236	244	214	694	7714	39	197.79	-	195.00	=	2.79	270	694	18.0	21.0	46.15%
15	12/05/10	197	211	202	223	636	8350	42	198.81	-	197.79	=	1.01	270	694	20.0	22.0	47.62%
16	12/12/10	198	200	236	193	629	8979	45	199.53	-	198.81	=	0.72	270	694	21.0	24.0	46.67%

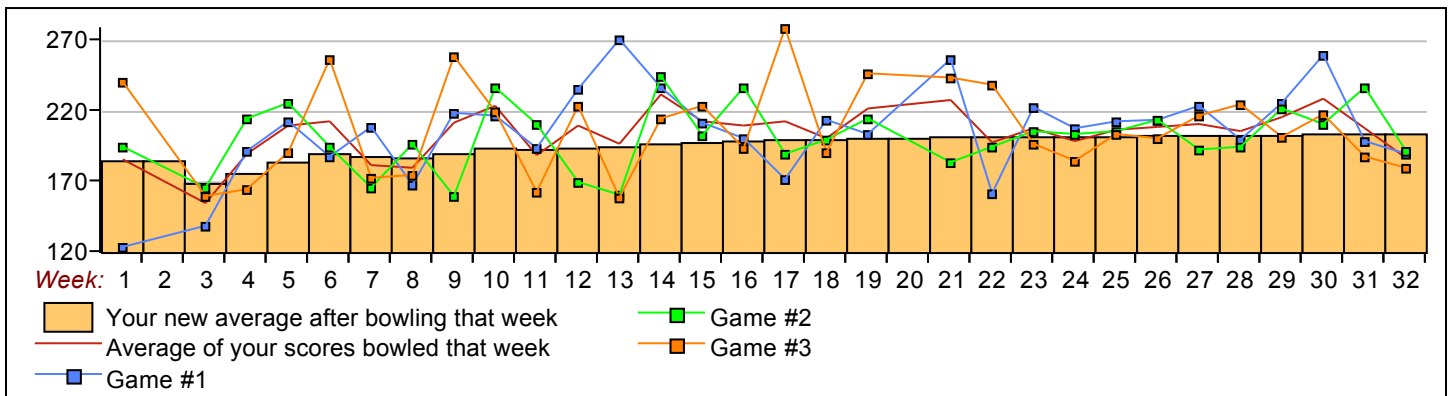
End of 1st part

17	12/19/10	199	171	189	278	638	9617	48	200.35	-	199.53	=	0.82	278	694	23.0	25.0	47.92%
18	12/26/10	200	213	199	190	602	10219	51	200.37	-	200.35	=	0.02	278	694	26.0	25.0	50.98%
19	01/02/11	200	203	214	246	663	10882	54	201.52	-	200.37	=	1.15	278	694	26.0	28.0	48.15%
20	01/09/11	201				0	10882	54	201.52	-	201.52	=	0.00	278	694	26.0	28.0	48.15%
21	01/16/11	201	256	183	243	682	11564	57	202.88	-	201.52	=	1.36	278	694	29.0	28.0	50.88%
22	01/23/11	202	161	194	238	593	12157	60	202.62	-	202.88	=	-0.26	278	694	30.0	30.0	50.00%
23	01/30/11	202	222	205	196	623	12780	63	202.86	-	202.62	=	0.24	278	694	31.0	32.0	49.21%
24	01/30/11	202	207	203	184	594	13374	66	202.64	-	202.86	=	-0.22	278	694	32.0	34.0	48.48%
25	02/06/11	202	212	205	203	620	13994	69	202.81	-	202.64	=	0.18	278	694	35.0	34.0	50.72%
26	02/13/11	202	213	213	200	626	14620	72	203.06	-	202.81	=	0.24	278	694	36.0	36.0	50.00%
27	02/13/11	203	223	192	216	631	15251	75	203.35	-	203.06	=	0.29	278	694	38.0	37.0	50.67%
28	02/20/11	203	199	194	224	617	15868	78	203.44	-	203.35	=	0.09	278	694	40.0	38.0	51.28%
29	02/27/11	203	225	221	201	647	16515	81	203.89	-	203.44	=	0.45	278	694	43.0	38.0	53.09%
30	02/27/11	203	259	210	217	686	17201	84	204.77	-	203.89	=	0.88	278	694	46.0	38.0	54.76%
31	03/06/11	204	198	236	187	621	17822	87	204.85	-	204.77	=	0.08	278	694	48.0	39.0	55.17%
32	03/13/11	204	189	191	179	559	18381	90	204.23	-	204.85	=	-0.62	278	694	49.0	41.0	54.44%

<u><100</u>	<u>100's</u>	<u>125's</u>	<u>150's</u>	<u>175's</u>	<u>200's</u>	<u>225's</u>	<u>250's</u>	<u>275's</u>	<u>300's</u>
	1	1	14	23	33	12	5	1	
<u><400</u>	<u>400's</u>	<u>450's</u>	<u>500's</u>	<u>550's</u>	<u>600's</u>	<u>650's</u>	<u>700's</u>	<u>750's</u>	<u>800's</u>
		1	2	7	15	5			

Ave of Game 1 Ave of Game 2 Ave of Game 3
 205.20 200.60 206.90

High game of **278** on week **17** High series of **694** on week **14** High average of **204.85** after bowling week **31**
 Low game of **123** on week **1** Low series of **462** on week **3** Low average of **169.83** after bowling week **3**



Sunday Morning Threesome

Sunday 9:00 am

Classic Lanes

Lanes 3 - 16

Note: This report includes information through March 13 which is week 32 of 32

Kevin Herman's Bowling Record - Team 1: The Jokerz

Week No.	Bowling Date	Old Ave	---Average Change---			Pins	Gms	---Average Change---			High Game	High Sers	Points Won	Points Lost	%Won	
			-1-	-2-	-3-			Total	New - Old	--> +/-						
1	09/12/10	bk217	177	241	214	632	632	3	210.67	- 0.00	= 210.67	241	632	2.0	1.0	66.67%
2	09/19/10	bk217	188	214	235	637	1269	6	211.50	- 210.67	= 0.83	241	637	4.0	2.0	66.67%
3	09/26/10	bk217	204	205	182	591	1860	9	206.67	- 211.50	= -4.83	241	637	6.0	3.0	66.67%
4	10/03/10	206	184	203	210	597	2457	12	204.75	- 206.67	= -1.92	241	637	7.0	5.0	58.33%
5	10/10/10	204	187	181	180	548	3005	15	200.33	- 204.75	= -4.42	241	637	10.0	5.0	66.67%
6	10/17/10	200	238	183	184	605	3610	18	200.56	- 200.33	= 0.22	241	637	12.0	6.0	66.67%
7	10/24/10	200	199	225	203	627	4237	21	201.76	- 200.56	= 1.21	241	637	13.0	8.0	61.90%
8	10/24/10	201	227	174	215	616	4853	24	202.21	- 201.76	= 0.45	241	637	15.0	9.0	62.50%
9	10/31/10	202	212	195	202	609	5462	27	202.30	- 202.21	= 0.09	241	637	17.0	10.0	62.96%
10	11/07/10	202	256	222	239	717	6179	30	205.97	- 202.30	= 3.67	256	717	19.0	11.0	63.33%
11	11/07/10	205	212	245	202	659	6838	33	207.21	- 205.97	= 1.25	256	717	21.0	12.0	63.64%
12	11/14/10	207	219	217	189	625	7463	36	207.31	- 207.21	= 0.09	256	717	24.0	12.0	66.67%
13	11/14/10	207	226	182	212	620	8083	39	207.26	- 207.31	= -0.05	256	717	25.0	14.0	64.10%
14	11/28/10	207	204	192	255	651	8734	42	207.95	- 207.26	= 0.70	256	717	27.0	15.0	64.29%
15	12/05/10	207	204	220	235	659	9393	45	208.73	- 207.95	= 0.78	256	717	28.0	17.0	62.22%
16	12/12/10	208	244	231	198	673	10066	48	209.71	- 208.73	= 0.97	256	717	30.0	18.0	62.50%

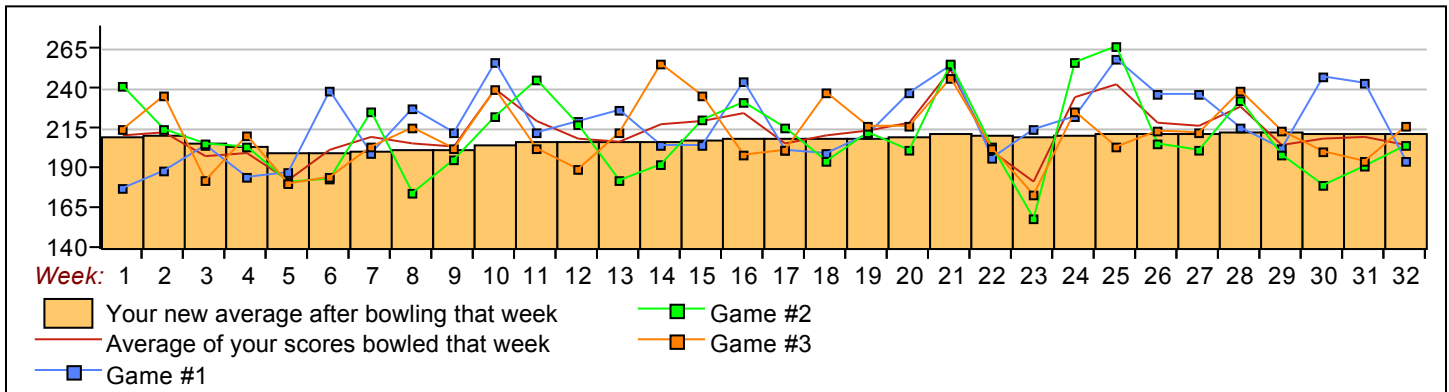
End of 1st part

17	12/19/10	209	201	215	201	617	10683	51	209.47	- 209.71	= -0.24	256	717	31.0	20.0	60.78%
18	12/26/10	209	199	194	237	630	11313	54	209.50	- 209.47	= 0.03	256	717	33.0	21.0	61.11%
19	01/02/11	209	211	212	216	639	11952	57	209.68	- 209.50	= 0.18	256	717	35.0	22.0	61.40%
20	01/09/11	209	237	201	216	654	12606	60	210.10	- 209.68	= 0.42	256	717	35.0	25.0	58.33%
21	01/16/11	210	254	255	246	755	13361	63	212.08	- 210.10	= 1.98	256	755	37.0	26.0	58.73%
22	01/23/11	212	196	203	202	601	13962	66	211.55	- 212.08	= -0.53	256	755	37.0	29.0	56.06%
23	01/30/11	211	214	158	173	545	14507	69	210.25	- 211.55	= -1.30	256	755	38.0	31.0	55.07%
24	01/30/11	210	222	256	225	703	15210	72	211.25	- 210.25	= 1.00	256	755	41.0	31.0	56.94%
25	02/06/11	211	258	266	203	727	15937	75	212.49	- 211.25	= 1.24	266	755	43.0	32.0	57.33%
26	02/13/11	212	236	205	213	654	16591	78	212.71	- 212.49	= 0.21	266	755	44.0	34.0	56.41%
27	02/13/11	212	236	201	212	649	17240	81	212.84	- 212.71	= 0.13	266	755	45.0	36.0	55.56%
28	02/20/11	212	215	232	238	685	17925	84	213.39	- 212.84	= 0.55	266	755	48.0	36.0	57.14%
29	02/27/11	213	202	198	213	613	18538	87	213.08	- 213.39	= -0.31	266	755	50.0	37.0	57.47%
30	02/27/11	213	247	179	200	626	19164	90	212.93	- 213.08	= -0.15	266	755	52.0	38.0	57.78%
31	03/06/11	212	243	191	194	628	19792	93	212.82	- 212.93	= -0.12	266	755	54.0	39.0	58.06%
32	03/13/11	212	194	204	216	614	20406	96	212.56	- 212.82	= -0.25	266	755	55.0	41.0	57.29%

<100	100's	125's	150's	175's	200's	225's	250's	275's	300's
			3	23	42	21	7		
<400	400's	450's	500's	550's	600's	650's	700's	750's	800's
			2	2	17	7	3	1	

Ave of Game 1 217.06 **Ave of Game 2** 209.38 **Ave of Game 3** 211.25

High game of 266 on week 25 High series of 755 on week 21 High average of 213.39 after bowling week 28
 Low game of 158 on week 23 Low series of 545 on week 23 Low average of 200.33 after bowling week 5



Sunday Morning Threesome

Sunday 9:00 am

Classic Lanes

Lanes 3 - 16

Note: This report includes information through March 13 which is week 32 of 32

Jeff Herman's Bowling Record - Team 1: The Jokerz

Week No.	Bowling Date	Old Ave	---Average Change---			Total	Pins	Gms	---Average Change---			High Game	High Sers	Points Won	Points Lost	%Won
			-1-	-2-	-3-				New - Old	---> +/-						
1	09/12/10	bk206				0	0	0	- 0.00	= 0.00	0	0	3.0		0.00%	
2	09/19/10	bk206	214	226	193	633	633	3	211.00	- 0.00	= 211.00	226	633	3.0		100.00%
3	09/26/10	bk206				0	633	3	211.00	- 211.00	= 0.00	226	633	3.0		100.00%
4	10/03/10	bk206				0	633	3	211.00	- 211.00	= 0.00	226	633	3.0		100.00%
5	10/10/10	bk206				0	633	3	211.00	- 211.00	= 0.00	226	633	3.0		100.00%
6	10/17/10	bk206				0	633	3	211.00	- 211.00	= 0.00	226	633	3.0		100.00%
7	10/24/10	bk206				0	633	3	211.00	- 211.00	= 0.00	226	633	3.0		100.00%
8	10/24/10	bk206				0	633	3	211.00	- 211.00	= 0.00	226	633	3.0		100.00%
9	10/31/10	bk206				0	633	3	211.00	- 211.00	= 0.00	226	633	3.0		100.00%
10	11/07/10	bk206				0	633	3	211.00	- 211.00	= 0.00	226	633	3.0		100.00%
11	11/07/10	bk206				0	633	3	211.00	- 211.00	= 0.00	226	633	3.0		100.00%
12	11/14/10	bk206				0	633	3	211.00	- 211.00	= 0.00	226	633	3.0		100.00%
13	11/14/10	bk206				0	633	3	211.00	- 211.00	= 0.00	226	633	3.0		100.00%
14	11/28/10	bk206				0	633	3	211.00	- 211.00	= 0.00	226	633	3.0		100.00%
15	12/05/10	bk206				0	633	3	211.00	- 211.00	= 0.00	226	633	3.0		100.00%
16	12/12/10	bk206				0	633	3	211.00	- 211.00	= 0.00	226	633	3.0		100.00%

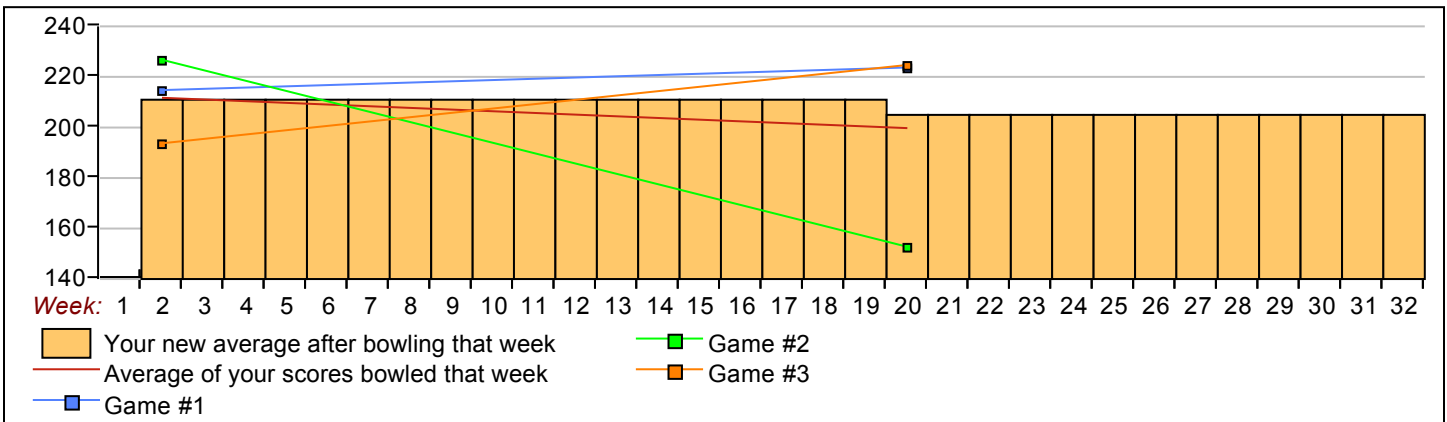
End of 1st part

17	12/19/10	211				0	633	3	211.00	- 211.00	= 0.00	226	633	3.0		100.00%
18	12/26/10	211				0	633	3	211.00	- 211.00	= 0.00	226	633	3.0		100.00%
19	01/02/11	211				0	633	3	211.00	- 211.00	= 0.00	226	633	3.0		100.00%
20	01/09/11	211	223	152	224	599	1232	6	205.33	- 211.00	= -5.67	226	633	5.0	1.0	83.33%
21	01/16/11	205				0	1232	6	205.33	- 205.33	= 0.00	226	633	5.0	1.0	83.33%
22	01/23/11	205				0	1232	6	205.33	- 205.33	= 0.00	226	633	5.0	1.0	83.33%
23	01/30/11	205				0	1232	6	205.33	- 205.33	= 0.00	226	633	5.0	1.0	83.33%
24	01/30/11	205				0	1232	6	205.33	- 205.33	= 0.00	226	633	5.0	1.0	83.33%
25	02/06/11	205				0	1232	6	205.33	- 205.33	= 0.00	226	633	5.0	1.0	83.33%
26	02/13/11	205				0	1232	6	205.33	- 205.33	= 0.00	226	633	5.0	1.0	83.33%
27	02/13/11	205				0	1232	6	205.33	- 205.33	= 0.00	226	633	5.0	1.0	83.33%
28	02/20/11	205				0	1232	6	205.33	- 205.33	= 0.00	226	633	5.0	1.0	83.33%
29	02/27/11	205				0	1232	6	205.33	- 205.33	= 0.00	226	633	5.0	1.0	83.33%
30	02/27/11	205				0	1232	6	205.33	- 205.33	= 0.00	226	633	5.0	1.0	83.33%
31	03/06/11	205				0	1232	6	205.33	- 205.33	= 0.00	226	633	5.0	1.0	83.33%
32	03/13/11	205				0	1232	6	205.33	- 205.33	= 0.00	226	633	5.0	1.0	83.33%

<u><100</u>	<u>100's</u>	<u>125's</u>	<u>150's</u>	<u>175's</u>	<u>200's</u>	<u>225's</u>	<u>250's</u>	<u>275's</u>	<u>300's</u>
			1	1	3	1			
<u><400</u>	<u>400's</u>	<u>450's</u>	<u>500's</u>	<u>550's</u>	<u>600's</u>	<u>650's</u>	<u>700's</u>	<u>750's</u>	<u>800's</u>
				1	1				

Ave of Game 1 Ave of Game 2 Ave of Game 3
 218.50 189.00 208.50

High game of 226 on week 2 High series of 633 on week 2 High average of 211.00 after bowling week 2
 Low game of 152 on week 20 Low series of 599 on week 20 Low average of 205.33 after bowling week 20



Sunday Morning Threesome

Sunday 9:00 am

Classic Lanes

Lanes 3 - 16

Note: This report includes information through March 13 which is week 32 of 32

John Meyerring's Bowling Record - Team 1: The Jokerz

Week No.	Bowling Date	Old Ave	---Average Change---			Total	Pins	Gms	---Average Change---			High Game	High Sers	Points Won	Points Lost	%Won
			-1-	-2-	-3-				New - Old	--> +/-						
1	09/12/10	bk196	161	166	279	606	606	3	202.00	- 0.00	= 202.00	279	606	1.0	2.0	33.33%
2	09/19/10	bk196	202	187	213	602	1208	6	201.33	- 202.00	= -0.67	279	606	4.0	2.0	66.67%
3	09/26/10	bk196	164	181	215	560	1768	9	196.44	- 201.33	= -4.89	279	606	6.0	3.0	66.67%
4	10/03/10	196				0	1768	9	196.44	- 196.44	= 0.00	279	606	6.0	3.0	66.67%
5	10/10/10	196				0	1768	9	196.44	- 196.44	= 0.00	279	606	6.0	3.0	66.67%
6	10/17/10	196				0	1768	9	196.44	- 196.44	= 0.00	279	606	6.0	3.0	66.67%
7	10/24/10	196				0	1768	9	196.44	- 196.44	= 0.00	279	606	6.0	3.0	66.67%
8	10/24/10	196				0	1768	9	196.44	- 196.44	= 0.00	279	606	6.0	3.0	66.67%
9	10/31/10	196				0	1768	9	196.44	- 196.44	= 0.00	279	606	6.0	3.0	66.67%
10	11/07/10	196				0	1768	9	196.44	- 196.44	= 0.00	279	606	6.0	3.0	66.67%
11	11/07/10	196				0	1768	9	196.44	- 196.44	= 0.00	279	606	6.0	3.0	66.67%
12	11/14/10	196				0	1768	9	196.44	- 196.44	= 0.00	279	606	6.0	3.0	66.67%
13	11/14/10	196				0	1768	9	196.44	- 196.44	= 0.00	279	606	6.0	3.0	66.67%
14	11/28/10	196				0	1768	9	196.44	- 196.44	= 0.00	279	606	6.0	3.0	66.67%
15	12/05/10	196				0	1768	9	196.44	- 196.44	= 0.00	279	606	6.0	3.0	66.67%
16	12/12/10	196				0	1768	9	196.44	- 196.44	= 0.00	279	606	6.0	3.0	66.67%

End of 1st part

17	12/19/10	196				0	1768	9	196.44	- 196.44	= 0.00	279	606	6.0	3.0	66.67%
18	12/26/10	196				0	1768	9	196.44	- 196.44	= 0.00	279	606	6.0	3.0	66.67%
19	01/02/11	196				0	1768	9	196.44	- 196.44	= 0.00	279	606	6.0	3.0	66.67%
20	01/09/11	196				0	1768	9	196.44	- 196.44	= 0.00	279	606	6.0	3.0	66.67%
21	01/16/11	196				0	1768	9	196.44	- 196.44	= 0.00	279	606	6.0	3.0	66.67%
22	01/23/11	196				0	1768	9	196.44	- 196.44	= 0.00	279	606	6.0	3.0	66.67%
23	01/30/11	196				0	1768	9	196.44	- 196.44	= 0.00	279	606	6.0	3.0	66.67%
24	01/30/11	196				0	1768	9	196.44	- 196.44	= 0.00	279	606	6.0	3.0	66.67%
25	02/06/11	196				0	1768	9	196.44	- 196.44	= 0.00	279	606	6.0	3.0	66.67%
26	02/13/11	196				0	1768	9	196.44	- 196.44	= 0.00	279	606	6.0	3.0	66.67%
27	02/13/11	196				0	1768	9	196.44	- 196.44	= 0.00	279	606	6.0	3.0	66.67%
28	02/20/11	196				0	1768	9	196.44	- 196.44	= 0.00	279	606	6.0	3.0	66.67%
29	02/27/11	196				0	1768	9	196.44	- 196.44	= 0.00	279	606	6.0	3.0	66.67%
30	02/27/11	196				0	1768	9	196.44	- 196.44	= 0.00	279	606	6.0	3.0	66.67%
31	03/06/11	196				0	1768	9	196.44	- 196.44	= 0.00	279	606	6.0	3.0	66.67%
32	03/13/11	196				0	1768	9	196.44	- 196.44	= 0.00	279	606	6.0	3.0	66.67%

<100	100's	125's	150's	175's	200's	225's	250's	275's	300's
			3	2	3			1	
<400	400's	450's	500's	550's	600's	650's	700's	750's	800's
				1	2				

Ave of Game 1	Ave of Game 2	Ave of Game 3
175.67	178.00	235.67

High game of 279 on week 1 High series of 606 on week 1 High average of 202.00 after bowling week 1
 Low game of 161 on week 1 Low series of 560 on week 3 Low average of 196.44 after bowling week 3

