

Sunday Morning Threesome

Sunday 9:00 AM

Classic Lanes

Lanes 3 - 16

Note: This report includes information through March 13 which is week 32 of 32

Team 11: Jakob's Pub

Name	Pins	Gms	True Average	Book Ave	High Game	High Sers	Points Won	Points Lost	%Won
Lake, Michael	17303	87	198.89	200	266	671	43.0	44.0	49.43%
Lake, Adam	15027	78	192.65	179	266	663	31.0	47.0	39.74%
Fehlhaber, John	15598	75	207.97	200	278	714	36.5	38.5	48.67%
Neumann, Tom	9832	57	172.49	180	233	585	26.0	31.0	45.61%

Team History

Week	Bowling No.	Date	Opp. Team	-1-	-2-	-3-	Total	Last Wk WON	Last Wk Lost	Points Won	Points Lost	Year-To-Date WON	Y-T-D LOST	High Game	High Sers
1	09/12/10	12	612	666	636	1914	8	8	8	8	8	8	8	666	1914
2	09/19/10	2	534	567	530	1631	6	10	14	18	14	18	18	666	1914
3	09/26/10	10	503	550	595	1648	10	6	24	24	24	24	24	666	1914
4	10/03/10	8	486	542	526	1554	2½	13½	26½	37½	26½	37½	37½	666	1914
5	10/10/10	4	564	594	656	1814	5	11	31½	48½	31½	48½	48½	666	1914
6	10/17/10	3	525	551	526	1602	7	9	38½	57½	38½	57½	57½	666	1914
7	10/24/10	14	585	632	610	1827	8	8	46½	65½	46½	65½	65½	666	1914
8	10/24/10	1	604	616	506	1726	10	6	56½	71½	56½	71½	71½	666	1914
9	10/31/10	9	678	571	611	1860	7	9	63½	80½	63½	80½	80½	678	1914
10	11/07/10	9	636	584	603	1823	9	7	72½	87½	72½	87½	87½	678	1914
11	11/07/10	13	559	552	549	1660	7	9	79½	96½	79½	96½	96½	678	1914
12	11/14/10	4	527	620	574	1721	7	9	86½	105½	86½	105½	105½	678	1914
13	11/14/10	5	638	562	551	1751	5	11	91½	116½	91½	116½	116½	678	1914
14	11/28/10	6	557	542	579	1678	10	6	101½	122½	101½	122½	122½	678	1914
15	12/05/10	7	597	635	638	1870	10	6	111½	128½	111½	128½	128½	678	1914
16	12/12/10	6	600	583	604	1787	8	8	119½	136½	119½	136½	136½	678	1914

End of 1st part

17	12/19/10	12	533	635	635	1803	10	6	10	6	129½	142½	142½	678	1914
18	12/26/10	2	581	633	574	1788	4	12	14	18	133½	154½	154½	678	1914
19	01/02/11	10	588	635	559	1782	6	10	20	28	139½	164½	164½	678	1914
20	01/09/11	8	521	557	569	1647	10	6	30	34	149½	170½	170½	678	1914
21	01/16/11	13	600	651	602	1853	10	6	40	40	159½	176½	176½	678	1914
22	01/23/11	3	649	542	591	1782	5	11	45	51	164½	187½	187½	678	1914
23	01/30/11	14	613	615	596	1824	7	9	52	60	171½	196½	196½	678	1914
24	01/30/11	1	536	628	551	1715	10	6	62	66	181½	202½	202½	678	1914
25	02/06/11	9	549	566	601	1716	9	7	71	73	190½	209½	209½	678	1914
26	02/13/11	13	691	617	579	1887	3	13	74	86	193½	222½	222½	691	1914
27	02/13/11	4	544	518	573	1635	1	15	75	101	194½	237½	237½	691	1914
28	02/20/11	12	565	573	651	1789	11	5	86	106	205½	242½	242½	691	1914
29	02/27/11	5	619	537	550	1706	9	7	95	113	214½	249½	249½	691	1914
30	02/27/11	6	645	607	576	1828	9	7	104	120	223½	256½	256½	691	1914
31	03/06/11	7	479	617	517	1613	5	11	109	131	228½	267½	267½	691	1914
32	03/13/11	5	544	601	617	1762	5	11	114	142	233½	278½	278½	691	1914

Sunday Morning Threesome

Sunday 9:00 AM

Classic Lanes

Lanes 3 - 16

Note: This report includes information through March 13 which is week 32 of 32

Michael Lake's Bowling Record - Team 11: Jakob's Pub

Week No.	Bowling Date	Old Ave	---Average Change---			Pins	Gms	---Average Change---			High Game	High Sers	Points Won	Points Lost	%Won	
			-1-	-2-	-3-			Total	New - Old	---> +/-						
1	09/12/10	bk200	216	221	223	660	660	3	220.00	- 0.00	= 220.00	223	660	1.0	2.0	33.33%
2	09/19/10	bk200				0	660	3	220.00	- 220.00	= 0.00	223	660	1.0	2.0	33.33%
3	09/26/10	bk200	173	202	213	588	1248	6	208.00	- 220.00	= -12.00	223	660	4.0	2.0	66.67%
4	10/03/10	bk200				0	1248	6	208.00	- 208.00	= 0.00	223	660	4.0	2.0	66.67%
5	10/10/10	bk200	169	210	192	571	1819	9	202.11	- 208.00	= -5.89	223	660	4.0	5.0	44.44%
6	10/17/10	202	203	192	167	562	2381	12	198.42	- 202.11	= -3.69	223	660	5.0	7.0	41.67%
7	10/24/10	198	160	191	211	562	2943	15	196.20	- 198.42	= -2.22	223	660	6.0	9.0	40.00%
8	10/24/10	196	177	187	188	552	3495	18	194.17	- 196.20	= -2.03	223	660	8.0	10.0	44.44%
9	10/31/10	194	232	185	217	634	4129	21	196.62	- 194.17	= 2.45	232	660	9.0	12.0	42.86%
10	11/07/10	196	188	190	238	616	4745	24	197.71	- 196.62	= 1.09	238	660	10.0	14.0	41.67%
11	11/07/10	197	200	143	159	502	5247	27	194.33	- 197.71	= -3.38	238	660	11.0	16.0	40.74%
12	11/14/10	194	165	203	189	557	5804	30	193.47	- 194.33	= -0.87	238	660	12.0	18.0	40.00%
13	11/14/10	193	238	199	185	622	6426	33	194.73	- 193.47	= 1.26	238	660	13.0	20.0	39.39%
14	11/28/10	194	171	200	204	575	7001	36	194.47	- 194.73	= -0.26	238	660	16.0	20.0	44.44%
15	12/05/10	194	215	180	208	603	7604	39	194.97	- 194.47	= 0.50	238	660	17.0	22.0	43.59%
16	12/12/10	194	193	196	214	603	8207	42	195.40	- 194.97	= 0.43	238	660	19.0	23.0	45.24%

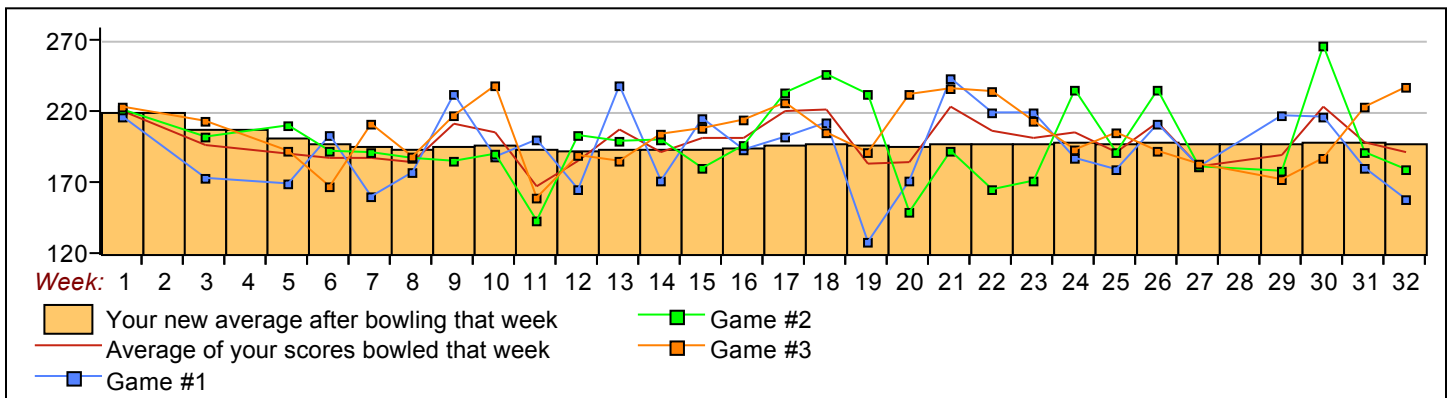
End of 1st part

17	12/19/10	195	202	233	226	661	8868	45	197.07	- 195.40	= 1.66	238	661	22.0	23.0	48.89%
18	12/26/10	197	212	246	205	663	9531	48	198.56	- 197.07	= 1.50	246	663	25.0	23.0	52.08%
19	01/02/11	198	128	232	191	551	10082	51	197.69	- 198.56	= -0.88	246	663	26.0	25.0	50.98%
20	01/09/11	197	171	149	232	552	10634	54	196.93	- 197.69	= -0.76	246	663	28.0	26.0	51.85%
21	01/16/11	196	243	192	236	671	11305	57	198.33	- 196.93	= 1.41	246	671	30.0	27.0	52.63%
22	01/23/11	198	219	165	234	618	11923	60	198.72	- 198.33	= 0.38	246	671	31.0	29.0	51.67%
23	01/30/11	198	219	171	213	603	12526	63	198.83	- 198.72	= 0.11	246	671	33.0	30.0	52.38%
24	01/30/11	198	187	235	193	615	13141	66	199.11	- 198.83	= 0.28	246	671	36.0	30.0	54.55%
25	02/06/11	199	179	191	205	575	13716	69	198.78	- 199.11	= -0.32	246	671	37.0	32.0	53.62%
26	02/13/11	198	211	235	192	638	14354	72	199.36	- 198.78	= 0.58	246	671	37.0	35.0	51.39%
27	02/13/11	199	181	181	183	545	14899	75	198.65	- 199.36	= -0.71	246	671	37.0	38.0	49.33%
28	02/20/11	198				0	14899	75	198.65	- 198.65	= 0.00	246	671	37.0	38.0	49.33%
29	02/27/11	198	217	178	172	567	15466	78	198.28	- 198.65	= -0.37	246	671	38.0	40.0	48.72%
30	02/27/11	198	216	266	187	669	16135	81	199.20	- 198.28	= 0.92	266	671	40.0	41.0	49.38%
31	03/06/11	199	180	191	223	594	16729	84	199.15	- 199.20	= -0.04	266	671	42.0	42.0	50.00%
32	03/13/11	199	158	179	237	574	17303	87	198.89	- 199.15	= -0.27	266	671	43.0	44.0	49.43%

<u><100</u>	<u>100's</u>	<u>125's</u>	<u>150's</u>	<u>175's</u>	<u>200's</u>	<u>225's</u>	<u>250's</u>	<u>275's</u>	<u>300's</u>
		3	12	30	27	14	1		
<u><400</u>	<u>400's</u>	<u>450's</u>	<u>500's</u>	<u>550's</u>	<u>600's</u>	<u>650's</u>	<u>700's</u>	<u>750's</u>	<u>800's</u>
			2	13	9	5			

Ave of Game 1 Ave of Game 2 Ave of Game 3
 193.90 198.03 204.72

High game of **266** on week **30** High series of **671** on week **21** High average of **220.00** after bowling week **1**
 Low game of **128** on week **19** Low series of **502** on week **11** Low average of **193.47** after bowling week **12**



Sunday Morning Threesome

Sunday 9:00 AM

Classic Lanes

Lanes 3 - 16

Note: This report includes information through March 13 which is week 32 of 32

Adam Lake's Bowling Record - Team 11: Jakob's Pub

Week No.	Bowling Date	Old Ave	---Average Change---			Pins	Gms	---Average Change---			High Game	High Sers	Points Won	Points Lost	%Won	
			-1-	-2-	-3-			Total	New - Old	---> +/-						
1	09/12/10	bk179	190	235	221	646	646	3	215.33	- 0.00	= 215.33	235	646	2.0	1.0	66.67%
2	09/19/10	bk179	156	210	155	521	1167	6	194.50	- 215.33	= -20.83	235	646	2.0	4.0	33.33%
3	09/26/10	bk179	171	193	236	600	1767	9	196.33	- 194.50	= 1.83	236	646	4.0	5.0	44.44%
4	10/03/10	196	168	177	198	543	2310	12	192.50	- 196.33	= -3.83	236	646	4.0	8.0	33.33%
5	10/10/10	192	185	190	231	606	2916	15	194.40	- 192.50	= 1.90	236	646	5.0	10.0	33.33%
6	10/17/10	194				0	2916	15	194.40	- 194.40	= 0.00	236	646	5.0	10.0	33.33%
7	10/24/10	194	191	228	190	609	3525	18	195.83	- 194.40	= 1.43	236	646	7.0	11.0	38.89%
8	10/24/10	195	192	266	154	612	4137	21	197.00	- 195.83	= 1.17	266	646	9.0	12.0	42.86%
9	10/31/10	197				0	4137	21	197.00	- 197.00	= 0.00	266	646	9.0	12.0	42.86%
10	11/07/10	197	236	213	201	650	4787	24	199.46	- 197.00	= 2.46	266	650	11.0	13.0	45.83%
11	11/07/10	199	214	252	197	663	5450	27	201.85	- 199.46	= 2.39	266	663	14.0	13.0	51.85%
12	11/14/10	201	166	201	182	549	5999	30	199.97	- 201.85	= -1.89	266	663	14.0	16.0	46.67%
13	11/14/10	199	213	144	155	512	6511	33	197.30	- 199.97	= -2.66	266	663	15.0	18.0	45.45%
14	11/28/10	197				0	6511	33	197.30	- 197.30	= 0.00	266	663	15.0	18.0	45.45%
15	12/05/10	197	167	202	184	553	7064	36	196.22	- 197.30	= -1.08	266	663	16.0	20.0	44.44%
16	12/12/10	196	155	180	196	531	7595	39	194.74	- 196.22	= -1.48	266	663	16.0	23.0	41.03%

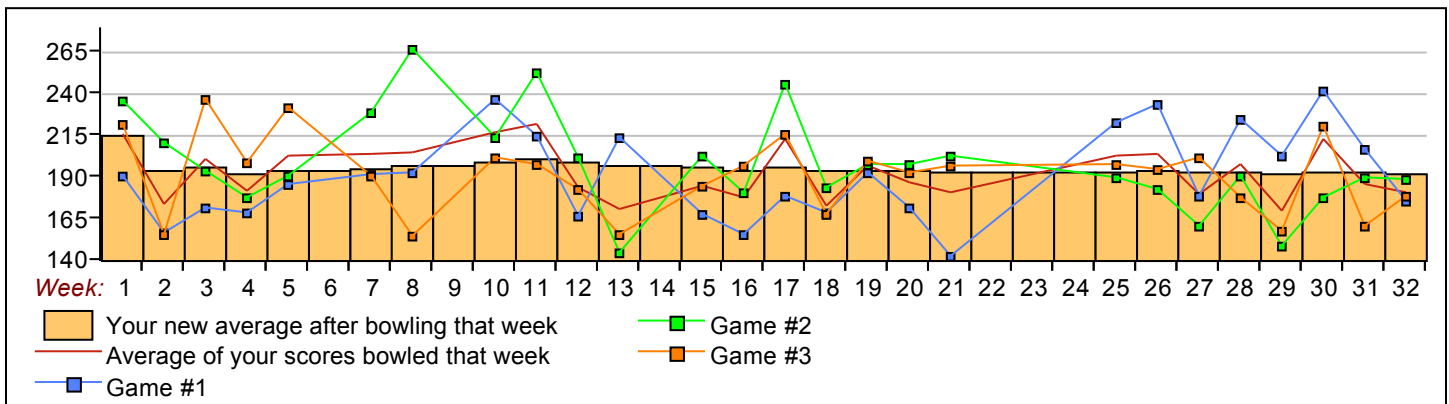
End of 1st part

17	12/19/10	194	178	245	215	638	8233	42	196.02	- 194.74	= 1.28	266	663	18.0	24.0	42.86%
18	12/26/10	196	168	183	167	518	8751	45	194.47	- 196.02	= -1.56	266	663	18.0	27.0	40.00%
19	01/02/11	194	192	197	199	588	9339	48	194.56	- 194.47	= 0.10	266	663	20.0	28.0	41.67%
20	01/09/11	194	171	197	192	560	9899	51	194.10	- 194.56	= -0.46	266	663	22.0	29.0	43.14%
21	01/16/11	194	142	202	196	540	10439	54	193.31	- 194.10	= -0.78	266	663	23.0	31.0	42.59%
22	01/23/11	193				0	10439	54	193.31	- 193.31	= 0.00	266	663	23.0	31.0	42.59%
23	01/30/11	193				0	10439	54	193.31	- 193.31	= 0.00	266	663	23.0	31.0	42.59%
24	01/30/11	193				0	10439	54	193.31	- 193.31	= 0.00	266	663	23.0	31.0	42.59%
25	02/06/11	193	222	189	197	608	11047	57	193.81	- 193.31	= 0.49	266	663	24.0	33.0	42.11%
26	02/13/11	193	233	182	194	609	11656	60	194.27	- 193.81	= 0.46	266	663	25.0	35.0	41.67%
27	02/13/11	194	178	160	201	539	12195	63	193.57	- 194.27	= -0.70	266	663	25.0	38.0	39.68%
28	02/20/11	193	224	190	177	591	12786	66	193.73	- 193.57	= 0.16	266	663	26.0	40.0	39.39%
29	02/27/11	193	202	148	157	507	13293	69	192.65	- 193.73	= -1.08	266	663	27.0	42.0	39.13%
30	02/27/11	192	241	177	220	638	13931	72	193.49	- 192.65	= 0.83	266	663	28.0	44.0	38.89%
31	03/06/11	193	206	189	160	555	14486	75	193.15	- 193.49	= -0.34	266	663	29.0	46.0	38.67%
32	03/13/11	193	175	188	178	541	15027	78	192.65	- 193.15	= -0.49	266	663	31.0	47.0	39.74%

<u><100</u>	<u>100's</u>	<u>125's</u>	<u>150's</u>	<u>175's</u>	<u>200's</u>	<u>225's</u>	<u>250's</u>	<u>275's</u>	<u>300's</u>
		3	15	34	16	8	2		
<u><400</u>	<u>400's</u>	<u>450's</u>	<u>500's</u>	<u>550's</u>	<u>600's</u>	<u>650's</u>	<u>700's</u>	<u>750's</u>	<u>800's</u>
			10	5	9	2			

Ave of Game 1 189.85 **Ave of Game 2** 197.62 **Ave of Game 3** 190.50

High game of **266** on week **8** High series of **663** on week **11** High average of **215.33** after bowling week **1**
 Low game of **142** on week **21** Low series of **507** on week **29** Low average of **192.50** after bowling week **4**



Sunday Morning Threesome

Sunday 9:00 AM

Classic Lanes

Lanes 3 - 16

Note: This report includes information through March 13 which is week 32 of 32

John Fehlhaber's Bowling Record - Team 11: Jakob's Pub

Week No.	Bowling Date	Old Ave	---Average Change---			Pins	Gms	---Average Change---			High Game	High Sers	Points Won	Points Lost	%Won	
			-1-	-2-	-3-			Total	New - Old	---> +/-						
1	09/12/10	bk200	206	210	192	608	608	3	202.67	- 0.00	= 202.67	210	608	1.0	2.0	33.33%
2	09/19/10	bk200	209	211	195	615	1223	6	203.83	- 202.67	= 1.17	211	615	3.0	3.0	50.00%
3	09/26/10	bk200				0	1223	6	203.83	- 203.83	= 0.00	211	615	3.0	3.0	50.00%
4	10/03/10	bk200	149	203	194	546	1769	9	196.56	- 203.83	= -7.28	211	615	4.5	4.5	50.00%
5	10/10/10	196	210	194	233	637	2406	12	200.50	- 196.56	= 3.94	233	637	6.5	5.5	54.17%
6	10/17/10	200	173	187	186	546	2952	15	196.80	- 200.50	= -3.70	233	637	6.5	8.5	43.33%
7	10/24/10	196	234	213	209	656	3608	18	200.44	- 196.80	= 3.64	234	656	9.5	8.5	52.78%
8	10/24/10	200	235	163	164	562	4170	21	198.57	- 200.44	= -1.87	235	656	10.5	10.5	50.00%
9	10/31/10	198	234	214	198	646	4816	24	200.67	- 198.57	= 2.10	235	656	12.5	11.5	52.08%
10	11/07/10	200				0	4816	24	200.67	- 200.67	= 0.00	235	656	12.5	11.5	52.08%
11	11/07/10	200				0	4816	24	200.67	- 200.67	= 0.00	235	656	12.5	11.5	52.08%
12	11/14/10	200	196	216	203	615	5431	27	201.15	- 200.67	= 0.48	235	656	14.5	12.5	53.70%
13	11/14/10	201	187	219	211	617	6048	30	201.60	- 201.15	= 0.45	235	656	15.5	14.5	51.67%
14	11/28/10	201	190	185	224	599	6647	33	201.42	- 201.60	= -0.18	235	656	16.5	16.5	50.00%
15	12/05/10	201	215	253	246	714	7361	36	204.47	- 201.42	= 3.05	253	714	19.5	16.5	54.17%
16	12/12/10	204	212	246	213	671	8032	39	205.95	- 204.47	= 1.48	253	714	21.5	17.5	55.13%

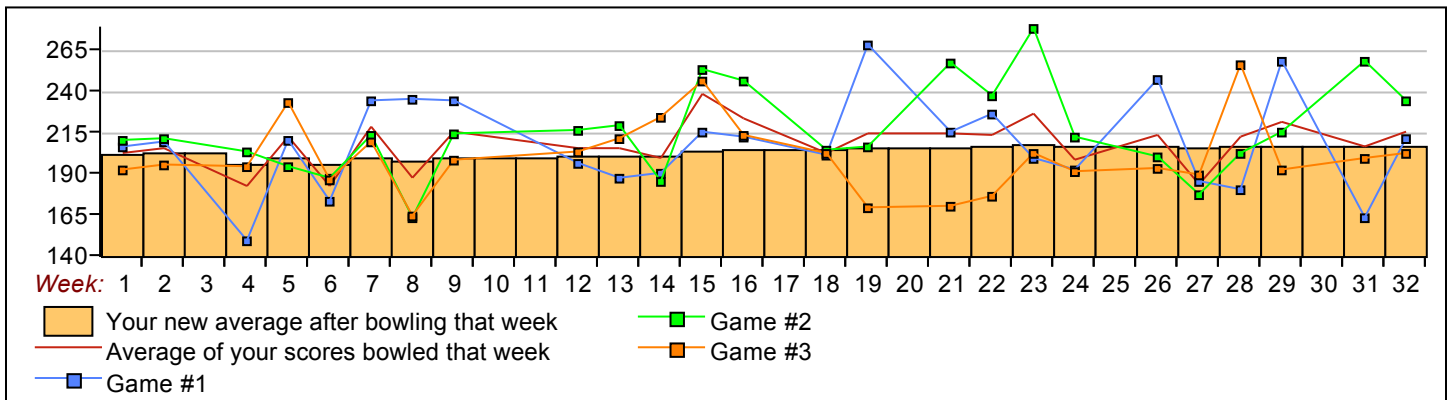
End of 1st part

17	12/19/10	205				0	8032	39	205.95	- 205.95	= 0.00	253	714	21.5	17.5	55.13%
18	12/26/10	205	201	204	202	607	8639	42	205.69	- 205.95	= -0.26	253	714	22.5	19.5	53.57%
19	01/02/11	205	268	206	169	643	9282	45	206.27	- 205.69	= 0.58	268	714	23.5	21.5	52.22%
20	01/09/11	206				0	9282	45	206.27	- 206.27	= 0.00	268	714	23.5	21.5	52.22%
21	01/16/11	206	215	257	170	642	9924	48	206.75	- 206.27	= 0.48	268	714	25.5	22.5	53.13%
22	01/23/11	206	226	237	176	639	10563	51	207.12	- 206.75	= 0.37	268	714	26.5	24.5	51.96%
23	01/30/11	207	199	278	202	679	11242	54	208.19	- 207.12	= 1.07	278	714	27.5	26.5	50.93%
24	01/30/11	208	192	212	191	595	11837	57	207.67	- 208.19	= -0.52	278	714	27.5	29.5	48.25%
25	02/06/11	207				0	11837	57	207.67	- 207.67	= 0.00	278	714	27.5	29.5	48.25%
26	02/13/11	207	247	200	193	640	12477	60	207.95	- 207.67	= 0.28	278	714	27.5	32.5	45.83%
27	02/13/11	207	185	177	189	551	13028	63	206.79	- 207.95	= -1.16	278	714	28.5	34.5	45.24%
28	02/20/11	206	180	202	256	638	13666	66	207.06	- 206.79	= 0.27	278	714	31.5	34.5	47.73%
29	02/27/11	207	258	215	192	665	14331	69	207.70	- 207.06	= 0.64	278	714	33.5	35.5	48.55%
30	02/27/11	207				0	14331	69	207.70	- 207.70	= 0.00	278	714	33.5	35.5	48.55%
31	03/06/11	207	163	258	199	620	14951	72	207.65	- 207.70	= -0.04	278	714	34.5	37.5	47.92%
32	03/13/11	207	211	234	202	647	15598	75	207.97	- 207.65	= 0.32	278	714	36.5	38.5	48.67%

<100	100's	125's	150's	175's	200's	225's	250's	275's	300's
		1	6	22	29	10	6	1	
<400	400's	450's	500's	550's	600's	650's	700's	750's	800's
			2	4	14	4	1		

Ave of Game 1 207.80 **Ave of Game 2** 215.76 **Ave of Game 3** 200.36

High game of 278 on week 23 High series of 714 on week 15 High average of 208.19 after bowling week 23
 Low game of 149 on week 4 Low series of 546 on week 4 Low average of 196.56 after bowling week 4



Sunday Morning Threesome

Sunday 9:00 AM

Classic Lanes

Lanes 3 - 16

Note: This report includes information through March 13 which is week 32 of 32

Tom Neumann's Bowling Record - Team 11: Jakob's Pub

Week No.	Bowling Date	Old Ave	---Average Change---			Total	Pins	Gms	---Average Change---			High Game	High Sers	Points Won	Points Lost	%Won
			-1-	-2-	-3-				New - Old	--> +/-						
1	09/12/10	bk180				0	0	0	- 0.00	= 0.00	0	0			0.00%	
2	09/19/10	bk180	169	146	180	495	495	3	165.00	- 0.00	= 165.00	180	495	2.0	1.0	66.67%
3	09/26/10	bk180	159	155	146	460	955	6	159.17	- 165.00	= -5.83	180	495	2.0	4.0	33.33%
4	10/03/10	bk180	169	162	134	465	1420	9	157.78	- 159.17	= -1.39	180	495	3.0	6.0	33.33%
5	10/10/10	157				0	1420	9	157.78	- 157.78	= 0.00	180	495	3.0	6.0	33.33%
6	10/17/10	157	149	172	173	494	1914	12	159.50	- 157.78	= 1.72	180	495	5.0	7.0	41.67%
7	10/24/10	159				0	1914	12	159.50	- 159.50	= 0.00	180	495	5.0	7.0	41.67%
8	10/24/10	159				0	1914	12	159.50	- 159.50	= 0.00	180	495	5.0	7.0	41.67%
9	10/31/10	159	212	172	196	580	2494	15	166.27	- 159.50	= 6.77	212	580	6.0	9.0	40.00%
10	11/07/10	166	212	181	164	557	3051	18	169.50	- 166.27	= 3.23	212	580	7.0	11.0	38.89%
11	11/07/10	169	145	157	193	495	3546	21	168.86	- 169.50	= -0.64	212	580	8.0	13.0	38.10%
12	11/14/10	168				0	3546	21	168.86	- 168.86	= 0.00	212	580	8.0	13.0	38.10%
13	11/14/10	168				0	3546	21	168.86	- 168.86	= 0.00	212	580	8.0	13.0	38.10%
14	11/28/10	168	196	157	151	504	4050	24	168.75	- 168.86	= -0.11	212	580	9.0	15.0	37.50%
15	12/05/10	168				0	4050	24	168.75	- 168.75	= 0.00	212	580	9.0	15.0	37.50%
16	12/12/10	168	233	157	195	585	4635	27	171.67	- 168.75	= 2.92	233	585	11.0	16.0	40.74%

End of 1st part

17	12/19/10	171	153	157	194	504	5139	30	171.30	- 171.67	= -0.37	233	585	12.0	18.0	40.00%
18	12/26/10	171				0	5139	30	171.30	- 171.30	= 0.00	233	585	12.0	18.0	40.00%
19	01/02/11	171				0	5139	30	171.30	- 171.30	= 0.00	233	585	12.0	18.0	40.00%
20	01/09/11	171	179	211	145	535	5674	33	171.94	- 171.30	= 0.64	233	585	13.0	20.0	39.39%
21	01/16/11	171				0	5674	33	171.94	- 171.94	= 0.00	233	585	13.0	20.0	39.39%
22	01/23/11	171	204	140	181	525	6199	36	172.19	- 171.94	= 0.26	233	585	14.0	22.0	38.89%
23	01/30/11	172	195	166	181	542	6741	39	172.85	- 172.19	= 0.65	233	585	15.0	24.0	38.46%
24	01/30/11	172	157	181	167	505	7246	42	172.52	- 172.85	= -0.32	233	585	17.0	25.0	40.48%
25	02/06/11	172	148	186	199	533	7779	45	172.87	- 172.52	= 0.34	233	585	20.0	25.0	44.44%
26	02/13/11	172				0	7779	45	172.87	- 172.87	= 0.00	233	585	20.0	25.0	44.44%
27	02/13/11	172				0	7779	45	172.87	- 172.87	= 0.00	233	585	20.0	25.0	44.44%
28	02/20/11	172	161	181	218	560	8339	48	173.73	- 172.87	= 0.86	233	585	22.0	26.0	45.83%
29	02/27/11	173	159	174	201	534	8873	51	173.98	- 173.73	= 0.25	233	585	24.0	27.0	47.06%
30	02/27/11	173	188	164	169	521	9394	54	173.96	- 173.98	= -0.02	233	585	25.0	29.0	46.30%
31	03/06/11	173	110	170	158	438	9832	57	172.49	- 173.96	= -1.47	233	585	26.0	31.0	45.61%
32	03/13/11	172				0	9832	57	172.49	- 172.49	= 0.00	233	585	26.0	31.0	45.61%

<100	100's	125's	150's	175's	200's	225's	250's	275's	300's
	1	8	25	16	6	1			
<400	400's	450's	500's	550's	600's	650's	700's	750's	800's
	1	5	9	4					

Ave of Game 1	Ave of Game 2	Ave of Game 3
173.58	167.84	176.05

High game of 233 on week 16 High series of 585 on week 16 High average of 173.98 after bowling week 29
 Low game of 110 on week 31 Low series of 438 on week 31 Low average of 157.78 after bowling week 4

