

Sunday Morning Threesome

Sunday 9:00 AM

Classic Lanes

Lanes 3 - 16

Note: This report includes information through March 13 which is week 32 of 32

Team 12: Bottom's Up

Name	Pins	Gms	True Average	Book Ave	High Game	High Sers	Points Won	Points Lost	%Won
Liebherr, Brian	12456	57	218.53	212	276	754	25.0	32.0	43.86%
Scherr, Kurt	11543	60	192.38	192	248	626	26.0	34.0	43.33%
Cywinski, Brian	18653	93	200.57	205	275	696	36.0	57.0	38.71%
Liebherr, Bob	16618	81	205.16	195	278	766	36.5	44.5	45.06%

Team History

Week	Bowling No.	Opp. Date	Opp. Team	-1-	-2-	-3-	Total	Last Wk WON	Last Wk Lost	Points Won	Points Lost	Year-To-Date WON	Y-T-D LOST	High Game	High Sers
1	09/12/10	11		675	688	643	2006	8	8	8	8	8	8	688	2006
2	09/19/10	9		560	616	641	1817	8	8	16	16	16	16	688	2006
3	09/26/10	1		551	591	519	1661	9	7	25	23	25	23	688	2006
4	10/03/10	4		594	651	640	1885	5	11	30	34	30	34	688	2006
5	10/10/10	5		596	628	673	1897	3½	12½	33½	46½	33½	46½	688	2006
6	10/17/10	7		615	531	647	1793	2	14	35½	60½	35½	60½	688	2006
7	10/24/10	5		588	651	620	1859	8	8	43½	68½	43½	68½	688	2006
8	10/24/10	2		540	543	565	1648	4	12	47½	80½	47½	80½	688	2006
9	10/31/10	3		597	629	556	1782	6	10	53½	90½	53½	90½	688	2006
10	11/07/10	13		571	665	616	1852	7	9	60½	99½	60½	99½	688	2006
11	11/07/10	3		596	612	569	1777	9	7	69½	106½	69½	106½	688	2006
12	11/14/10	10		579	606	602	1787	8	8	77½	114½	77½	114½	688	2006
13	11/14/10	8		547	620	523	1690	1	15	78½	129½	78½	129½	688	2006
14	11/28/10	14		583	500	575	1658	9	7	87½	136½	87½	136½	688	2006
15	12/05/10	6		520	626	644	1790	9	7	96½	143½	96½	143½	688	2006
16	12/12/10	3		649	580	591	1820	5	11	101½	154½	101½	154½	688	2006

End of 1st part

17	12/19/10	11		755	638	611	2004	6	10	6	10	107½	164½	755	2006
18	12/26/10	9		643	577	576	1796	5	11	11	21	112½	175½	755	2006
19	01/02/11	1		628	613	723	1964	13	3	24	24	125½	178½	755	2006
20	01/09/11	4		602	623	658	1883	10	6	34	30	135½	184½	755	2006
21	01/16/11	14		596	607	660	1863	5½	10½	39½	40½	141	195	755	2006
22	01/23/11	7		597	555	636	1788	7	9	46½	49½	148	204	755	2006
23	01/30/11	5		538	599	520	1657	2	14	48½	63½	150	218	755	2006
24	01/30/11	2		601	675	590	1866	9	7	57½	70½	159	225	755	2006
25	02/06/11	13		657	655	564	1876	6	10	63½	80½	165	235	755	2006
26	02/13/11	3		604	625	566	1795	5	11	68½	91½	170	246	755	2006
27	02/13/11	10		518	671	608	1797	6	10	74½	101½	176	256	755	2006
28	02/20/11	11		617	564	657	1838	5	11	79½	112½	181	267	755	2006
29	02/27/11	8		612	602	649	1863	6	10	85½	122½	187	277	755	2006
30	02/27/11	14		589	641	610	1840	3½	12½	89	135	190½	289½	755	2006
31	03/06/11	6		607	628	633	1868	4	12	93	147	194½	301½	755	2006
32	03/13/11	3		572	636	556	1764	2½	13½	95½	160½	197	315	755	2006

Sunday Morning Threesome

Sunday 9:00 AM

Classic Lanes

Lanes 3 - 16

Note: This report includes information through March 13 which is week 32 of 32

Brian Liebherr's Bowling Record - Team 12: Bottom's Up

Week No.	Bowling Date	Old Ave	---Average Change---			Pins	Gms	---Average Change---			High Game	High Sers	Points Won	Points Lost	%Won			
			-1-	-2-	-3-			Total	New - Old	---> +/-								
1	09/12/10	bk212	240	269	189	698	698	3	232.67	-	0.00	=	232.67	269	698	2.0	1.0	66.67%
2	09/19/10	bk212	164	179	246	589	1287	6	214.50	-	232.67	=	-18.17	269	698	3.0	3.0	50.00%
3	09/26/10	bk212	155	240	204	599	1886	9	209.56	-	214.50	=	-4.94	269	698	4.0	5.0	44.44%
4	10/03/10	209	200	247	236	683	2569	12	214.08	-	209.56	=	4.53	269	698	7.0	5.0	58.33%
5	10/10/10	214	213	235	213	661	3230	15	215.33	-	214.08	=	1.25	269	698	8.0	7.0	53.33%
6	10/17/10	215	186	194	219	599	3829	18	212.72	-	215.33	=	-2.61	269	698	8.0	10.0	44.44%
7	10/24/10	212	166	242	195	603	4432	21	211.05	-	212.72	=	-1.67	269	698	9.0	12.0	42.86%
8	10/24/10	211	196	213	235	644	5076	24	211.50	-	211.05	=	0.45	269	698	10.0	14.0	41.67%
9	10/31/10	211				0	5076	24	211.50	-	211.50	=	0.00	269	698	10.0	14.0	41.67%
10	11/07/10	211				0	5076	24	211.50	-	211.50	=	0.00	269	698	10.0	14.0	41.67%
11	11/07/10	211	276	268	210	754	5830	27	215.93	-	211.50	=	4.43	276	754	12.0	15.0	44.44%
12	11/14/10	215				0	5830	27	215.93	-	215.93	=	0.00	276	754	12.0	15.0	44.44%
13	11/14/10	215	214	226	226	666	6496	30	216.53	-	215.93	=	0.61	276	754	14.0	16.0	46.67%
14	11/28/10	216				0	6496	30	216.53	-	216.53	=	0.00	276	754	14.0	16.0	46.67%
15	12/05/10	216				0	6496	30	216.53	-	216.53	=	0.00	276	754	14.0	16.0	46.67%
16	12/12/10	216	233	211	212	656	7152	33	216.73	-	216.53	=	0.19	276	754	15.0	18.0	45.45%

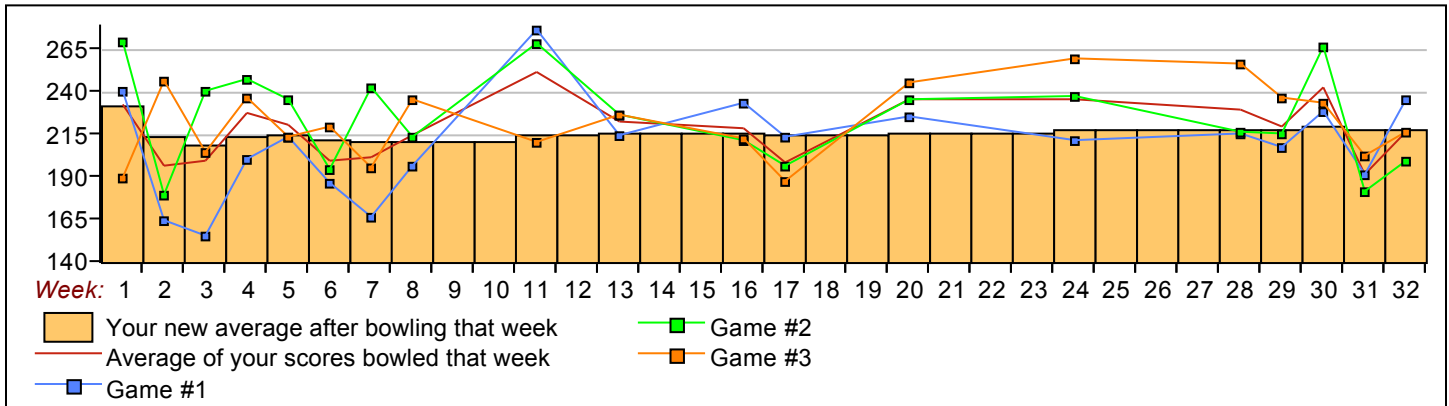
End of 1st part

17	12/19/10	216	213	196	187	596	7748	36	215.22	-	216.73	=	-1.51	276	754	15.0	21.0	41.67%
18	12/26/10	215				0	7748	36	215.22	-	215.22	=	0.00	276	754	15.0	21.0	41.67%
19	01/02/11	215				0	7748	36	215.22	-	215.22	=	0.00	276	754	15.0	21.0	41.67%
20	01/09/11	215	225	235	245	705	8453	39	216.74	-	215.22	=	1.52	276	754	18.0	21.0	46.15%
21	01/16/11	216				0	8453	39	216.74	-	216.74	=	0.00	276	754	18.0	21.0	46.15%
22	01/23/11	216				0	8453	39	216.74	-	216.74	=	0.00	276	754	18.0	21.0	46.15%
23	01/30/11	216				0	8453	39	216.74	-	216.74	=	0.00	276	754	18.0	21.0	46.15%
24	01/30/11	216	211	237	259	707	9160	42	218.10	-	216.74	=	1.35	276	754	21.0	21.0	50.00%
25	02/06/11	218				0	9160	42	218.10	-	218.10	=	0.00	276	754	21.0	21.0	50.00%
26	02/13/11	218				0	9160	42	218.10	-	218.10	=	0.00	276	754	21.0	21.0	50.00%
27	02/13/11	218				0	9160	42	218.10	-	218.10	=	0.00	276	754	21.0	21.0	50.00%
28	02/20/11	218	215	216	256	687	9847	45	218.82	-	218.10	=	0.73	276	754	23.0	22.0	51.11%
29	02/27/11	218	207	215	236	658	10505	48	218.85	-	218.82	=	0.03	276	754	23.0	25.0	47.92%
30	02/27/11	218	228	266	233	727	11232	51	220.24	-	218.85	=	1.38	276	754	24.0	27.0	47.06%
31	03/06/11	220	191	181	202	574	11806	54	218.63	-	220.24	=	-1.61	276	754	24.0	30.0	44.44%
32	03/13/11	218	235	199	216	650	12456	57	218.53	-	218.63	=	-0.10	276	754	25.0	32.0	43.86%

<u><100</u>	<u>100's</u>	<u>125's</u>	<u>150's</u>	<u>175's</u>	<u>200's</u>	<u>225's</u>	<u>250's</u>	<u>275's</u>	<u>300's</u>
			3	11	18	19	5	1	
<u><400</u>	<u>400's</u>	<u>450's</u>	<u>500's</u>	<u>550's</u>	<u>600's</u>	<u>650's</u>	<u>700's</u>	<u>750's</u>	<u>800's</u>
				5	2	8	3	1	

Ave of Game 1 **Ave of Game 2** **Ave of Game 3**
 208.84 224.68 222.05

High game of **276** on week **11** High series of **754** on week **11** High average of **232.67** after bowling week **1**
 Low game of **155** on week **3** Low series of **574** on week **31** Low average of **209.56** after bowling week **3**



Note: This report includes information through March 13 which is week 32 of 32

Kurt Scherr's Bowling Record - Team 12: Bottom's Up

Week No.	Bowling Date	Old Ave	---Average Change---			Pins	Gms	---Average Change---		High Game	High Sers	Points Won	Points Lost	%Won		
			-1-	-2-	-3-			Total	New - Old						---> +/-	
1	09/12/10	bk192				0	0	0	0	0	0	0	0	0.00%		
2	09/19/10	bk192				0	0	0	0	0	0	0	0	0.00%		
3	09/26/10	bk192				0	0	0	0	0	0	0	0	0.00%		
4	10/03/10	bk192				0	0	0	0	0	0	0	0	0.00%		
5	10/10/10	bk192				0	0	0	0	0	0	0	0	0.00%		
6	10/17/10	bk192				0	0	0	0	0	0	0	0	0.00%		
7	10/24/10	bk192	202	203	198	603	603	3	201.00	- 0.00	= 201.00	203	603	1.0	2.0	33.33%
8	10/24/10	bk192	191	222	170	583	1186	6	197.67	- 201.00	= -3.33	222	603	2.0	4.0	33.33%
9	10/31/10	bk192	224	192	155	571	1757	9	195.22	- 197.67	= -2.44	224	603	3.0	6.0	33.33%
10	11/07/10	195	197	225	177	599	2356	12	196.33	- 195.22	= 1.11	225	603	5.0	7.0	41.67%
11	11/07/10	196	214	170	178	562	2918	15	194.53	- 196.33	= -1.80	225	603	7.0	8.0	46.67%
12	11/14/10	194	192	135	178	505	3423	18	190.17	- 194.53	= -4.37	225	603	7.0	11.0	38.89%
13	11/14/10	190	147	213	168	528	3951	21	188.14	- 190.17	= -2.02	225	603	7.0	14.0	33.33%
14	11/28/10	188	205	168	199	572	4523	24	188.46	- 188.14	= 0.32	225	603	9.0	15.0	37.50%
15	12/05/10	188	163	237	226	626	5149	27	190.70	- 188.46	= 2.25	237	626	11.0	16.0	40.74%
16	12/12/10	190				0	5149	27	190.70	- 190.70	= 0.00	237	626	11.0	16.0	40.74%

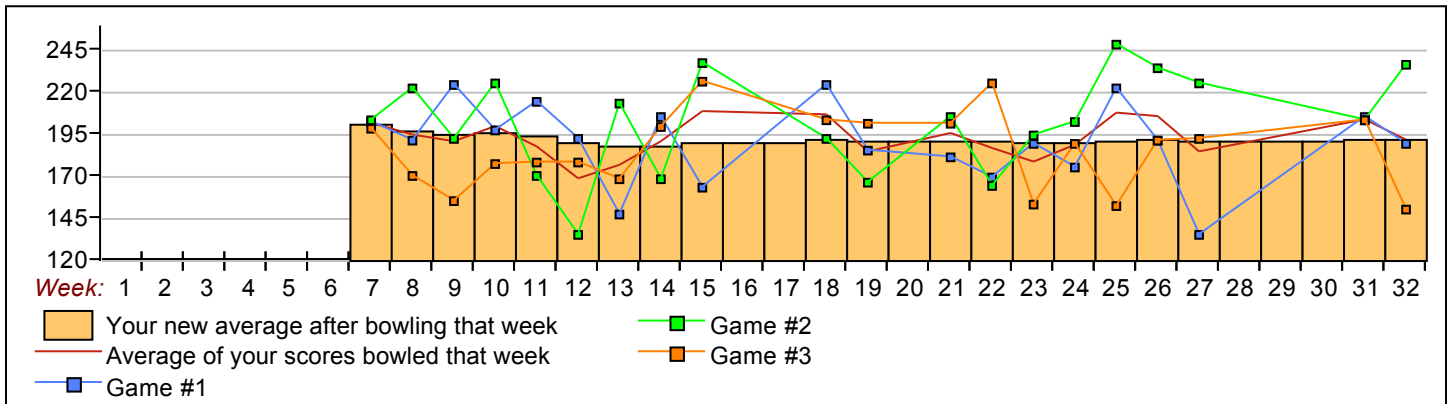
End of 1st part

17	12/19/10	190				0	5149	27	190.70	- 190.70	= 0.00	237	626	11.0	16.0	40.74%
18	12/26/10	190	224	192	203	619	5768	30	192.27	- 190.70	= 1.56	237	626	13.0	17.0	43.33%
19	01/02/11	192	185	166	201	552	6320	33	191.52	- 192.27	= -0.75	237	626	15.0	18.0	45.45%
20	01/09/11	191				0	6320	33	191.52	- 191.52	= 0.00	237	626	15.0	18.0	45.45%
21	01/16/11	191	181	205	201	587	6907	36	191.86	- 191.52	= 0.35	237	626	16.0	20.0	44.44%
22	01/23/11	191	169	164	225	558	7465	39	191.41	- 191.86	= -0.45	237	626	17.0	22.0	43.59%
23	01/30/11	191	189	194	153	536	8001	42	190.50	- 191.41	= -0.91	237	626	18.0	24.0	42.86%
24	01/30/11	190	175	202	189	566	8567	45	190.38	- 190.50	= -0.12	237	626	20.0	25.0	44.44%
25	02/06/11	190	222	248	152	622	9189	48	191.44	- 190.38	= 1.06	248	626	21.0	27.0	43.75%
26	02/13/11	191	191	234	191	616	9805	51	192.25	- 191.44	= 0.82	248	626	22.0	29.0	43.14%
27	02/13/11	192	135	225	192	552	10357	54	191.80	- 192.25	= -0.46	248	626	23.0	31.0	42.59%
28	02/20/11	191				0	10357	54	191.80	- 191.80	= 0.00	248	626	23.0	31.0	42.59%
29	02/27/11	191				0	10357	54	191.80	- 191.80	= 0.00	248	626	23.0	31.0	42.59%
30	02/27/11	191				0	10357	54	191.80	- 191.80	= 0.00	248	626	23.0	31.0	42.59%
31	03/06/11	191	205	203	203	611	10968	57	192.42	- 191.80	= 0.62	248	626	25.0	32.0	43.86%
32	03/13/11	192	189	236	150	575	11543	60	192.38	- 192.42	= -0.04	248	626	26.0	34.0	43.33%

<u><100</u>	<u>100's</u>	<u>125's</u>	<u>150's</u>	<u>175's</u>	<u>200's</u>	<u>225's</u>	<u>250's</u>	<u>275's</u>	<u>300's</u>
		3	12	20	17	8			
<u><400</u>	<u>400's</u>	<u>450's</u>	<u>500's</u>	<u>550's</u>	<u>600's</u>	<u>650's</u>	<u>700's</u>	<u>750's</u>	<u>800's</u>
			3	11	6				

Ave of Game 1 Ave of Game 2 Ave of Game 3
 190.00 201.70 185.45

High game of **248** on week **25** High series of **626** on week **15** High average of **201.00** after bowling week **7**
 Low game of **135** on week **12** Low series of **505** on week **12** Low average of **188.14** after bowling week **13**



Sunday Morning Threesome

Sunday 9:00 AM

Classic Lanes

Lanes 3 - 16

Note: This report includes information through March 13 which is week 32 of 32

Brian Cywinski's Bowling Record - Team 12: Bottom's Up

Week No.	Bowling Date	Old Ave	---Average Change---			Pins	Gms	---Average Change---			High Game	High Sers	Points Won	Points Lost	%Won	
			-1-	-2-	-3-			New - Old	---> +/-							
1	09/12/10	bk205	191	227	220	638	638	3	212.67	- 0.00	= 212.67	227	638	2.0	1.0	66.67%
2	09/19/10	bk205	184	205	169	558	1196	6	199.33	- 212.67	= -13.33	227	638	2.0	4.0	33.33%
3	09/26/10	bk205				0	1196	6	199.33	- 199.33	= 0.00	227	638	2.0	4.0	33.33%
4	10/03/10	bk205	199	183	192	574	1770	9	196.67	- 199.33	= -2.67	227	638	2.0	7.0	22.22%
5	10/10/10	196	182	196	203	581	2351	12	195.92	- 196.67	= -0.75	227	638	3.0	9.0	25.00%
6	10/17/10	195	247	193	213	653	3004	15	200.27	- 195.92	= 4.35	247	653	4.0	11.0	26.67%
7	10/24/10	200	194	235	177	606	3610	18	200.56	- 200.27	= 0.29	247	653	6.0	12.0	33.33%
8	10/24/10	200	149	141	231	521	4131	21	196.71	- 200.56	= -3.84	247	653	7.0	14.0	33.33%
9	10/31/10	196	184	214	220	618	4749	24	197.88	- 196.71	= 1.16	247	653	8.0	16.0	33.33%
10	11/07/10	197	183	258	217	658	5407	27	200.26	- 197.88	= 2.38	258	658	9.0	18.0	33.33%
11	11/07/10	200	155	218	200	573	5980	30	199.33	- 200.26	= -0.93	258	658	11.0	19.0	36.67%
12	11/14/10	199	194	215	231	640	6620	33	200.61	- 199.33	= 1.27	258	658	13.0	20.0	39.39%
13	11/14/10	200	171	191	191	553	7173	36	199.25	- 200.61	= -1.36	258	658	14.0	22.0	38.89%
14	11/28/10	199	202	168	199	569	7742	39	198.51	- 199.25	= -0.74	258	658	15.0	24.0	38.46%
15	12/05/10	198	166	209	207	582	8324	42	198.19	- 198.51	= -0.32	258	658	15.0	27.0	35.71%
16	12/12/10	198	193	202	195	590	8914	45	198.09	- 198.19	= -0.10	258	658	16.0	29.0	35.56%

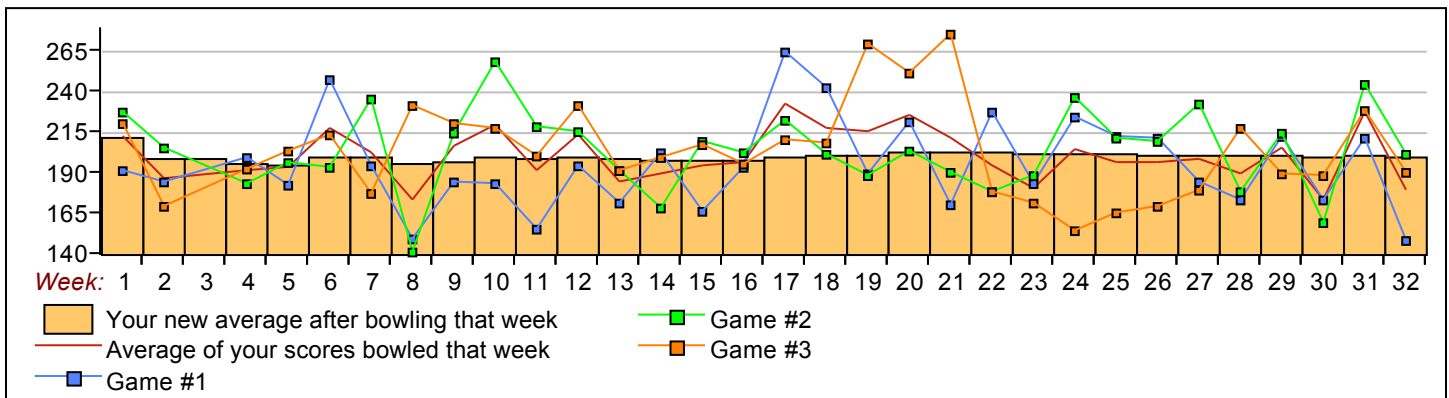
End of 1st part

17	12/19/10	198	264	222	210	696	9610	48	200.21	- 198.09	= 2.12	264	696	17.0	31.0	35.42%
18	12/26/10	200	242	201	208	651	10261	51	201.20	- 200.21	= 0.99	264	696	17.0	34.0	33.33%
19	01/02/11	201	189	188	269	646	10907	54	201.98	- 201.20	= 0.79	269	696	18.0	36.0	33.33%
20	01/09/11	201	221	203	251	675	11582	57	203.19	- 201.98	= 1.21	269	696	20.0	37.0	35.09%
21	01/16/11	203	170	190	275	635	12217	60	203.62	- 203.19	= 0.42	275	696	21.5	38.5	35.83%
22	01/23/11	203	227	178	178	583	12800	63	203.17	- 203.62	= -0.44	275	696	22.5	40.5	35.71%
23	01/30/11	203	183	188	171	542	13342	66	202.15	- 203.17	= -1.02	275	696	23.5	42.5	35.61%
24	01/30/11	202	224	236	154	614	13956	69	202.26	- 202.15	= 0.11	275	696	25.5	43.5	36.96%
25	02/06/11	202	212	211	165	588	14544	72	202.00	- 202.26	= -0.26	275	696	27.5	44.5	38.19%
26	02/13/11	202	211	209	169	589	15133	75	201.77	- 202.00	= -0.23	275	696	28.5	46.5	38.00%
27	02/13/11	201	184	232	179	595	15728	78	201.64	- 201.77	= -0.13	275	696	29.5	48.5	37.82%
28	02/20/11	201	173	178	217	568	16296	81	201.19	- 201.64	= -0.46	275	696	29.5	51.5	36.42%
29	02/27/11	201	212	214	189	615	16911	84	201.32	- 201.19	= 0.14	275	696	32.5	51.5	38.69%
30	02/27/11	201	173	159	188	520	17431	87	200.36	- 201.32	= -0.97	275	696	33.5	53.5	38.51%
31	03/06/11	200	211	244	228	683	18114	90	201.27	- 200.36	= 0.91	275	696	35.5	54.5	39.44%
32	03/13/11	201	148	201	190	539	18653	93	200.57	- 201.27	= -0.70	275	696	36.0	57.0	38.71%

<u><100</u>	<u>100's</u>	<u>125's</u>	<u>150's</u>	<u>175's</u>	<u>200's</u>	<u>225's</u>	<u>250's</u>	<u>275's</u>	<u>300's</u>
		3	13	31	30	11	4	1	
<u><400</u>	<u>400's</u>	<u>450's</u>	<u>500's</u>	<u>550's</u>	<u>600's</u>	<u>650's</u>	<u>700's</u>	<u>750's</u>	<u>800's</u>
			4	13	8	6			

Ave of Game 1 Ave of Game 2 Ave of Game 3
 194.77 203.52 203.42

High game of **275** on week **21** High series of **696** on week **17** High average of **212.67** after bowling week **1**
 Low game of **141** on week **8** Low series of **520** on week **30** Low average of **195.92** after bowling week **5**



Sunday Morning Threesome

Sunday 9:00 AM

Classic Lanes

Lanes 3 - 16

Note: This report includes information through March 13 which is week 32 of 32

Bob Liebherr's Bowling Record - Team 12: Bottom's Up

Week No.	Bowling Date	Old Ave	---Average Change---			Pins	Gms	---Average Change---			High Game	High Sers	Points Won	Points Lost	%Won	
			-1-	-2-	-3-			Total	New - Old	---> +/-						
1	09/12/10	bk195	244	192	234	670	670	3	223.33	- 0.00	= 223.33	244	670	1.0	2.0	33.33%
2	09/19/10	bk195	212	232	226	670	1340	6	223.33	- 223.33	= 0.00	244	670	4.0	2.0	66.67%
3	09/26/10	bk195	191	195	154	540	1880	9	208.89	- 223.33	= -14.44	244	670	6.0	3.0	66.67%
4	10/03/10	208	195	221	212	628	2508	12	209.00	- 208.89	= 0.11	244	670	8.0	4.0	66.67%
5	10/10/10	209	201	197	257	655	3163	15	210.87	- 209.00	= 1.87	257	670	9.5	5.5	63.33%
6	10/17/10	210	182	144	215	541	3704	18	205.78	- 210.87	= -5.09	257	670	10.5	7.5	58.33%
7	10/24/10	205	192	213	245	650	4354	21	207.33	- 205.78	= 1.56	257	670	11.5	9.5	54.76%
8	10/24/10	207	200	180	164	544	4898	24	204.08	- 207.33	= -3.25	257	670	11.5	12.5	47.92%
9	10/31/10	204	189	223	181	593	5491	27	203.37	- 204.08	= -0.71	257	670	13.5	13.5	50.00%
10	11/07/10	203	191	182	222	595	6086	30	202.87	- 203.37	= -0.50	257	670	15.5	14.5	51.67%
11	11/07/10	202	227	224	191	642	6728	33	203.88	- 202.87	= 1.01	257	670	16.5	16.5	50.00%
12	11/14/10	203	193	256	193	642	7370	36	204.72	- 203.88	= 0.84	257	670	18.5	17.5	51.39%
13	11/14/10	204	229	216	164	609	7979	39	204.59	- 204.72	= -0.13	257	670	18.5	20.5	47.44%
14	11/28/10	204	176	164	177	517	8496	42	202.29	- 204.59	= -2.30	257	670	19.5	22.5	46.43%
15	12/05/10	202	191	180	211	582	9078	45	201.73	- 202.29	= -0.56	257	670	21.5	23.5	47.78%
16	12/12/10	201	223	167	184	574	9652	48	201.08	- 201.73	= -0.65	257	670	22.5	25.5	46.88%

End of 1st part

17	12/19/10	201	278	220	214	712	10364	51	203.22	- 201.08	= 2.13	278	712	24.5	26.5	48.04%
18	12/26/10	203	177	184	165	526	10890	54	201.67	- 203.22	= -1.55	278	712	25.5	28.5	47.22%
19	01/02/11	201	254	259	253	766	11656	57	204.49	- 201.67	= 2.82	278	766	28.5	28.5	50.00%
20	01/09/11	204	156	185	162	503	12159	60	202.65	- 204.49	= -1.84	278	766	28.5	31.5	47.50%
21	01/16/11	202	245	212	184	641	12800	63	203.17	- 202.65	= 0.52	278	766	29.5	33.5	46.83%
22	01/23/11	203	201	213	233	647	13447	66	203.74	- 203.17	= 0.57	278	766	30.5	35.5	46.21%
23	01/30/11	203	166	217	196	579	14026	69	203.28	- 203.74	= -0.47	278	766	30.5	38.5	44.20%
24	01/30/11	203	202	237	247	686	14712	72	204.33	- 203.28	= 1.06	278	766	32.5	39.5	45.14%
25	02/06/11	204	223	196	247	666	15378	75	205.04	- 204.33	= 0.71	278	766	33.5	41.5	44.67%
26	02/13/11	205	202	182	206	590	15968	78	204.72	- 205.04	= -0.32	278	766	34.5	43.5	44.23%
27	02/13/11	204	199	214	237	650	16618	81	205.16	- 204.72	= 0.44	278	766	36.5	44.5	45.06%
28	02/20/11	205				0	16618	81	205.16	- 205.16	= 0.00	278	766	36.5	44.5	45.06%
29	02/27/11	205				0	16618	81	205.16	- 205.16	= 0.00	278	766	36.5	44.5	45.06%
30	02/27/11	205				0	16618	81	205.16	- 205.16	= 0.00	278	766	36.5	44.5	45.06%
31	03/06/11	205				0	16618	81	205.16	- 205.16	= 0.00	278	766	36.5	44.5	45.06%
32	03/13/11	205				0	16618	81	205.16	- 205.16	= 0.00	278	766	36.5	44.5	45.06%

<u><100</u>	<u>100's</u>	<u>125's</u>	<u>150's</u>	<u>175's</u>	<u>200's</u>	<u>225's</u>	<u>250's</u>	<u>275's</u>	<u>300's</u>
		1	9	28	24	13	5	1	
<u><400</u>	<u>400's</u>	<u>450's</u>	<u>500's</u>	<u>550's</u>	<u>600's</u>	<u>650's</u>	<u>700's</u>	<u>750's</u>	<u>800's</u>
			6	6	6	7	1	1	

Ave of Game 1 **Ave of Game 2** **Ave of Game 3**
 205.15 203.89 206.44

High game of **278** on week **17** High series of **766** on week **19** High average of **223.33** after bowling week **1**
 Low game of **144** on week **6** Low series of **503** on week **20** Low average of **201.08** after bowling week **16**

