

# Sunday Morning Threesome

Sunday 9:00 AM

## Classic Lanes

Lanes 3 - 16

Note: This report includes information through March 13 which is week 32 of 32

**Team 14: Pavement Pounders**

Name	Pins	Gms	True Average	Book Ave	High Game	High Sers	Points Won	Points Lost	%Won
Vertz, Daniel	17291	93	185.92	185	259	675	49.5	43.5	53.23%
Jeske, Todd	10036	53	189.36	---	244	689	28.5	21.5	57.00%
Boardman, Rick	17101	93	183.88	182	236	659	49.5	43.5	53.23%
Cieslak, Al	5379	33	163.00	181	206	603	15.0	18.0	45.45%

**Team History**

Week	Bowling No.	Date	Opp. Team	-1-	-2-	-3-	Total	Last Wk WON	Last Wk Lost	Points Won	Points Lost	Year-To-Date WON	Y-T-D LOST	High Game	High Sers
1	09/12/10	13	471	489	517	1477	1	15	1	15	1	15	517	1477	
2	09/19/10	4	<b>500</b>	449	465	1414	6	10	7	25	7	25	517	1477	
3	09/26/10	5	<b>519</b>	511	519	1549	9	7	16	32	16	32	519	1549	
4	10/03/10	7	511	561	<b>636</b>	1708	10	6	26	38	26	38	636	1708	
5	10/10/10	3	<b>440</b>	479	<b>603</b>	<b>1522</b>	6½	9½	32½	47½	32½	47½	636	1708	
6	10/17/10	1	521	<b>558</b>	555	1634	11	5	43½	52½	43½	52½	636	1708	
7	10/24/10	11	538	533	553	1624	8	8	51½	60½	51½	60½	636	1708	
8	10/24/10	3	<b>562</b>	<b>652</b>	<b>559</b>	<b>1773</b>	14	2	65½	62½	65½	62½	652	1773	
9	10/31/10	5	464	471	507	1442	1	15	66½	77½	66½	77½	652	1773	
10	11/07/10	2	563	552	632	1747	4	12	70½	89½	70½	89½	652	1773	
11	11/07/10	6	625	591	<b>620</b>	1836	9	7	79½	96½	79½	96½	652	1836	
12	11/14/10	8	540	559	529	1628	3	13	82½	109½	82½	109½	652	1836	
13	11/14/10	9	607	577	<b>612</b>	1796	10	6	92½	115½	92½	115½	652	1836	
14	11/28/10	12	472	484	434	1390	7	9	99½	124½	99½	124½	652	1836	
15	12/05/10	10	529	533	524	1586	7	9	106½	133½	106½	133½	652	1836	
16	12/12/10	9	479	523	476	1478	11	5	117½	138½	117½	138½	652	1836	

**End of 1st part**

17	12/19/10	13	471	618	551	1640	8	8	8	8	125½	146½	652	1836
18	12/26/10	4	545	577	593	1715	7	9	15	17	132½	155½	652	1836
19	01/02/11	5	<b>539</b>	615	559	1713	8	8	23	25	140½	163½	652	1836
20	01/09/11	7	570	<b>595</b>	549	1714	11	5	34	30	151½	168½	652	1836
21	01/16/11	12	541	603	618	1762	10½	5½	44½	35½	162	174	652	1836
22	01/23/11	1	<b>608</b>	<b>638</b>	596	<b>1842</b>	12	4	56½	39½	174	178	652	1842
23	01/30/11	11	532	602	582	1716	9	7	65½	46½	183	185	652	1842
24	01/30/11	3	<b>574</b>	<b>565</b>	<b>594</b>	<b>1733</b>	16	0	81½	46½	199	185	652	1842
25	02/06/11	2	535	561	489	1585	6	10	87½	56½	205	195	652	1842
26	02/13/11	6	544	580	553	1677	5	11	92½	67½	210	206	652	1842
27	02/13/11	8	<b>622</b>	578	586	1786	6	10	98½	77½	216	216	652	1842
28	02/20/11	10	<b>587</b>	722	<b>610</b>	<b>1919</b>	14	2	112½	79½	230	218	722	1919
29	02/27/11	9	414	<b>582</b>	562	1558	5	11	117½	90½	235	229	722	1919
30	02/27/11	12	542	593	573	1708	12½	3½	130	94	247½	232½	722	1919
31	03/06/11	10	554	572	517	1643	4	12	134	106	251½	244½	722	1919
32	03/13/11	1	556	535	<b>639</b>	<b>1730</b>	13	3	147	109	264½	247½	722	1919

# Sunday Morning Threesome

Sunday 9:00 AM

## Classic Lanes

Lanes 3 - 16

Note: This report includes information through March 13 which is week 32 of 32

**Daniel Vertz's Bowling Record - Team 14: Pavement Pounders**

Week No.	Bowling Date	Old Ave	---Average Change---			Pins	Gms	---Average Change---			High Game	High Sers	Points Won	Points Lost	%Won	
			-1-	-2-	-3-			Total	New - Old	---> +/-						
1	09/12/10	bk185	122	163	175	460	460	3	153.33	- 0.00	= 153.33	175	460	3.0	0.00%	
2	09/19/10	bk185	157	166	149	472	932	6	155.33	- 153.33	= 2.00	175	472	2.0	4.0	33.33%
3	09/26/10	bk185	156	158	169	483	1415	9	157.22	- 155.33	= 1.89	175	483	2.0	7.0	22.22%
4	10/03/10	157	127	147	243	517	1932	12	161.00	- 157.22	= 3.78	243	517	4.0	8.0	33.33%
5	10/10/10	161	158	180	245	583	2515	15	167.67	- 161.00	= 6.67	245	583	6.5	8.5	43.33%
6	10/17/10	167	177	224	172	573	3088	18	171.56	- 167.67	= 3.89	245	583	9.5	8.5	52.78%
7	10/24/10	171	203	166	194	563	3651	21	173.86	- 171.56	= 2.30	245	583	11.5	9.5	54.76%
8	10/24/10	173	193	245	164	602	4253	24	177.21	- 173.86	= 3.35	245	602	13.5	10.5	56.25%
9	10/31/10	177	163	173	200	536	4789	27	177.37	- 177.21	= 0.16	245	602	14.5	12.5	53.70%
10	11/07/10	177	192	185	215	592	5381	30	179.37	- 177.37	= 2.00	245	602	16.5	13.5	55.00%
11	11/07/10	179	209	209	191	609	5990	33	181.52	- 179.37	= 2.15	245	609	19.5	13.5	59.09%
12	11/14/10	181	163	183	178	524	6514	36	180.94	- 181.52	= -0.57	245	609	19.5	16.5	54.17%
13	11/14/10	180	210	200	192	602	7116	39	182.46	- 180.94	= 1.52	245	609	22.5	16.5	57.69%
14	11/28/10	182	151	178	141	470	7586	42	180.62	- 182.46	= -1.84	245	609	23.5	18.5	55.95%
15	12/05/10	180	164	174	168	506	8092	45	179.82	- 180.62	= -0.80	245	609	23.5	21.5	52.22%
16	12/12/10	179	185	192	147	524	8616	48	179.50	- 179.82	= -0.32	245	609	25.5	22.5	53.13%

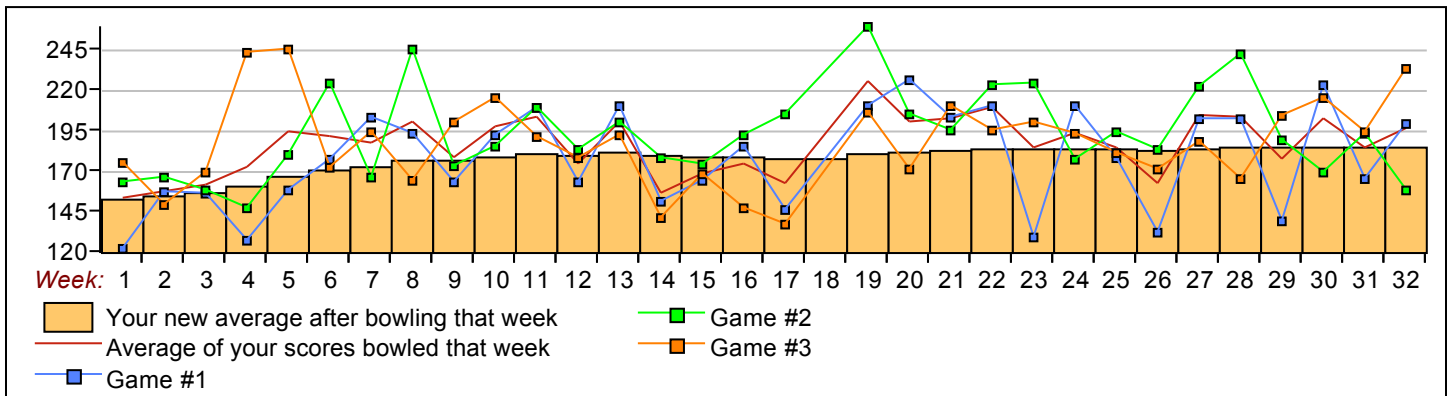
**End of 1st part**

17	12/19/10	179	146	205	137	488	9104	51	178.51	- 179.50	= -0.99	245	609	25.5	25.5	50.00%
18	12/26/10	178				0	9104	51	178.51	- 178.51	= 0.00	245	609	25.5	25.5	50.00%
19	01/02/11	178	210	259	206	675	9779	54	181.09	- 178.51	= 2.58	259	675	27.5	26.5	50.93%
20	01/09/11	181	226	205	171	602	10381	57	182.12	- 181.09	= 1.03	259	675	29.5	27.5	51.75%
21	01/16/11	182	203	195	210	608	10989	60	183.15	- 182.12	= 1.03	259	675	31.5	28.5	52.50%
22	01/23/11	183	210	223	195	628	11617	63	184.40	- 183.15	= 1.25	259	675	33.5	29.5	53.17%
23	01/30/11	184	129	224	200	553	12170	66	184.39	- 184.40	= 0.00	259	675	34.5	31.5	52.27%
24	01/30/11	184	210	177	193	580	12750	69	184.78	- 184.39	= 0.39	259	675	37.5	31.5	54.35%
25	02/06/11	184	178	194	181	553	13303	72	184.76	- 184.78	= -0.02	259	675	38.5	33.5	53.47%
26	02/13/11	184	132	183	171	486	13789	75	183.85	- 184.76	= -0.91	259	675	39.5	35.5	52.67%
27	02/13/11	183	202	222	188	612	14401	78	184.63	- 183.85	= 0.77	259	675	41.5	36.5	53.21%
28	02/20/11	184	202	242	165	609	15010	81	185.31	- 184.63	= 0.68	259	675	43.5	37.5	53.70%
29	02/27/11	185	139	189	204	532	15542	84	185.02	- 185.31	= -0.28	259	675	44.5	39.5	52.98%
30	02/27/11	185	223	169	215	607	16149	87	185.62	- 185.02	= 0.60	259	675	46.5	40.5	53.45%
31	03/06/11	185	165	193	194	552	16701	90	185.57	- 185.62	= -0.05	259	675	47.5	42.5	52.78%
32	03/13/11	185	199	158	233	590	17291	93	185.92	- 185.57	= 0.36	259	675	49.5	43.5	53.23%

<u>&lt;100</u>	<u>100's</u>	<u>125's</u>	<u>150's</u>	<u>175's</u>	<u>200's</u>	<u>225's</u>	<u>250's</u>	<u>275's</u>	<u>300's</u>
	1	10	23	27	25	6	1		
<u>&lt;400</u>	<u>400's</u>	<u>450's</u>	<u>500's</u>	<u>550's</u>	<u>600's</u>	<u>650's</u>	<u>700's</u>	<u>750's</u>	<u>800's</u>
		6	6	9	9	1			

Ave of Game 1    Ave of Game 2    Ave of Game 3  
 177.55                      192.94                      187.29

High game of **259** on week **19**    High series of **675** on week **19**    High average of **185.92** after bowling week **32**  
 Low game of **122** on week **1**        Low series of **460** on week **1**        Low average of **153.33** after bowling week **1**



# Sunday Morning Threesome

Sunday 9:00 AM

Classic Lanes

Lanes 3 - 16

Note: This report includes information through March 13 which is week 32 of 32

## Todd Jeske's Bowling Record - Team 14: Pavement Pounders

Week No.	Bowling Date	Old Ave	---Average Change---			Total	Pins	Gms	---Average Change---		High Game	High Sers	Points Won	Points Lost	%Won	
			-1-	-2-	-3-				New - Old	---> +/-						
1	09/12/10	0				0	0	0	- 0.00	= 0.00	0	0			0.00%	
2	09/19/10	0				0	0	0	- 0.00	= 0.00	0	0			0.00%	
3	09/26/10	0				0	0	0	- 0.00	= 0.00	0	0			0.00%	
4	10/03/10	0				0	0	0	- 0.00	= 0.00	0	0			0.00%	
5	10/10/10	0				0	0	0	- 0.00	= 0.00	0	0			0.00%	
6	10/17/10	0				0	0	0	- 0.00	= 0.00	0	0			0.00%	
7	10/24/10	0				0	0	0	- 0.00	= 0.00	0	0			0.00%	
8	10/24/10	189	139	215	214	568	568	3	189.33	- 0.00	= 189.33	215	568	2.0	1.0	66.67%
9	10/31/10	189				0	568	3	189.33	- 189.33	= 0.00	215	568	2.0	1.0	66.67%
10	11/07/10	189				0	568	3	189.33	- 189.33	= 0.00	215	568	2.0	1.0	66.67%
11	11/07/10	189				0	568	3	189.33	- 189.33	= 0.00	215	568	2.0	1.0	66.67%
12	11/14/10	189				0	568	3	189.33	- 189.33	= 0.00	215	568	2.0	1.0	66.67%
13	11/14/10	189				0	568	3	189.33	- 189.33	= 0.00	215	568	2.0	1.0	66.67%
14	11/28/10	189				0	568	3	189.33	- 189.33	= 0.00	215	568	2.0	1.0	66.67%
15	12/05/10	189	x149	x213	x182	544	1112	6	185.33	- 189.33	= -4.00	215	568	2.0	1.0	66.67%
16	12/12/10	189				0	1112	6	185.33	- 185.33	= 0.00	215	568	2.0	1.0	66.67%

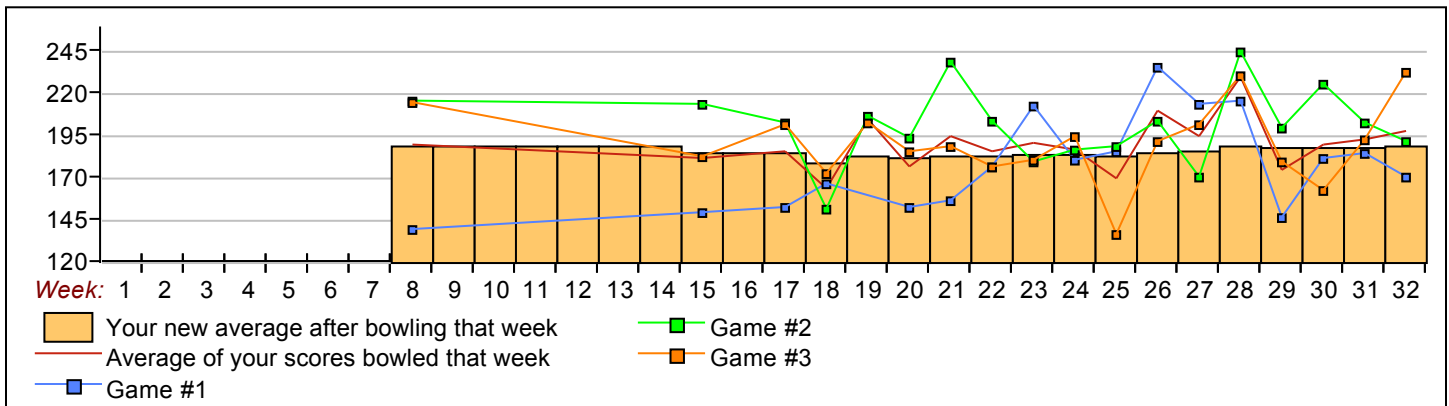
### End of 1st part

17	12/19/10	185	152	202	201	555	1667	9	185.22	- 185.33	= -0.11	215	568	3.0	3.0	50.00%
18	12/26/10	185	166	151	172	489	2156	12	179.67	- 185.22	= -5.56	215	568	4.0	5.0	44.44%
19	01/02/11	179	a159	206	202	567	2564	14	183.14	- 179.67	= 3.48	215	568	5.0	6.0	45.45%
20	01/09/11	183	152	193	185	530	3094	17	182.00	- 183.14	= -1.14	215	568	6.0	8.0	42.86%
21	01/16/11	182	156	238	188	582	3676	20	183.80	- 182.00	= 1.80	238	582	8.0	9.0	47.06%
22	01/23/11	183	176	203	176	555	4231	23	183.96	- 183.80	= 0.16	238	582	10.0	10.0	50.00%
23	01/30/11	183	212	179	180	571	4802	26	184.69	- 183.96	= 0.74	238	582	12.0	11.0	52.17%
24	01/30/11	184	180	186	194	560	5362	29	184.90	- 184.69	= 0.20	238	582	15.0	11.0	57.69%
25	02/06/11	184	185	188	136	509	5871	32	183.47	- 184.90	= -1.43	238	582	17.0	12.0	58.62%
26	02/13/11	183	235	203	191	629	6500	35	185.71	- 183.47	= 2.25	238	629	18.0	14.0	56.25%
27	02/13/11	185	213	170	201	584	7084	38	186.42	- 185.71	= 0.71	238	629	19.0	16.0	54.29%
28	02/20/11	186	215	244	230	689	7773	41	189.59	- 186.42	= 3.16	244	689	22.0	16.0	57.89%
29	02/27/11	189	146	199	179	524	8297	44	188.57	- 189.59	= -1.02	244	689	23.0	18.0	56.10%
30	02/27/11	188	181	225	162	568	8865	47	188.62	- 188.57	= 0.05	244	689	24.5	19.5	55.68%
31	03/06/11	188	184	202	192	578	9443	50	188.86	- 188.62	= 0.24	244	689	26.5	20.5	56.38%
32	03/13/11	188	170	191	232	593	10036	53	189.36	- 188.86	= 0.50	244	689	28.5	21.5	57.00%

<100	100's	125's	150's	175's	200's	225's	250's	275's	300's
		4	9	20	14	6			
<400	400's	450's	500's	550's	600's	650's	700's	750's	800's
		1	4	11	1	1			

**Ave of Game 1** 177.12    **Ave of Game 2** 200.44    **Ave of Game 3** 189.83

High game of 244 on week 28    High series of 689 on week 28    High average of 189.59 after bowling week 28  
 Low game of 136 on week 25    Low series of 489 on week 18    Low average of 179.67 after bowling week 18



# Sunday Morning Threesome

Sunday 9:00 AM

## Classic Lanes

Lanes 3 - 16

Note: This report includes information through March 13 which is week 32 of 32

### Rick Boardman's Bowling Record - Team 14: Pavement Pounders

Week No.	Bowling Date	Old Ave	---Average Change---			Pins	Gms	---Average Change---			High Game	High Sers	Points Won	Points Lost	%Won	
			-1-	-2-	-3-			New - Old	---> +/-							
1	09/12/10	bk182	192	172	205	569	569	3	189.67	- 0.00	= 189.67	205	569	1.0	2.0	33.33%
2	09/19/10	bk182	193	160	169	522	1091	6	181.83	- 189.67	= -7.83	205	569	3.0	3.0	50.00%
3	09/26/10	bk182	202	173	146	521	1612	9	179.11	- 181.83	= -2.72	205	569	4.0	5.0	44.44%
4	10/03/10	179	175	190	188	553	2165	12	180.42	- 179.11	= 1.31	205	569	5.0	7.0	41.67%
5	10/10/10	180	141	154	181	476	2641	15	176.07	- 180.42	= -4.35	205	569	6.0	9.0	40.00%
6	10/17/10	176	162	146	211	519	3160	18	175.56	- 176.07	= -0.51	211	569	7.0	11.0	38.89%
7	10/24/10	175	185	192	174	551	3711	21	176.71	- 175.56	= 1.16	211	569	7.0	14.0	33.33%
8	10/24/10	176	230	192	181	603	4314	24	179.75	- 176.71	= 3.04	230	603	10.0	14.0	41.67%
9	10/31/10	179	143	150	160	453	4767	27	176.56	- 179.75	= -3.19	230	603	10.0	17.0	37.04%
10	11/07/10	176	155	182	202	539	5306	30	176.87	- 176.56	= 0.31	230	603	12.0	18.0	40.00%
11	11/07/10	176	222	178	221	621	5927	33	179.61	- 176.87	= 2.74	230	621	14.0	19.0	42.42%
12	11/14/10	179	209	205	171	585	6512	36	180.89	- 179.61	= 1.28	230	621	15.0	21.0	41.67%
13	11/14/10	180	195	215	171	581	7093	39	181.87	- 180.89	= 0.98	230	621	16.0	23.0	41.03%
14	11/28/10	181	148	155	163	466	7559	42	179.98	- 181.87	= -1.90	230	621	18.0	24.0	42.86%
15	12/05/10	179	a159	a159	a159	477	7559	42	179.98	- 179.98	= 0.00	230	621	18.0	24.0	42.86%
16	12/12/10	179	159	185	188	532	8091	45	179.80	- 179.98	= -0.18	230	621	21.0	24.0	46.67%

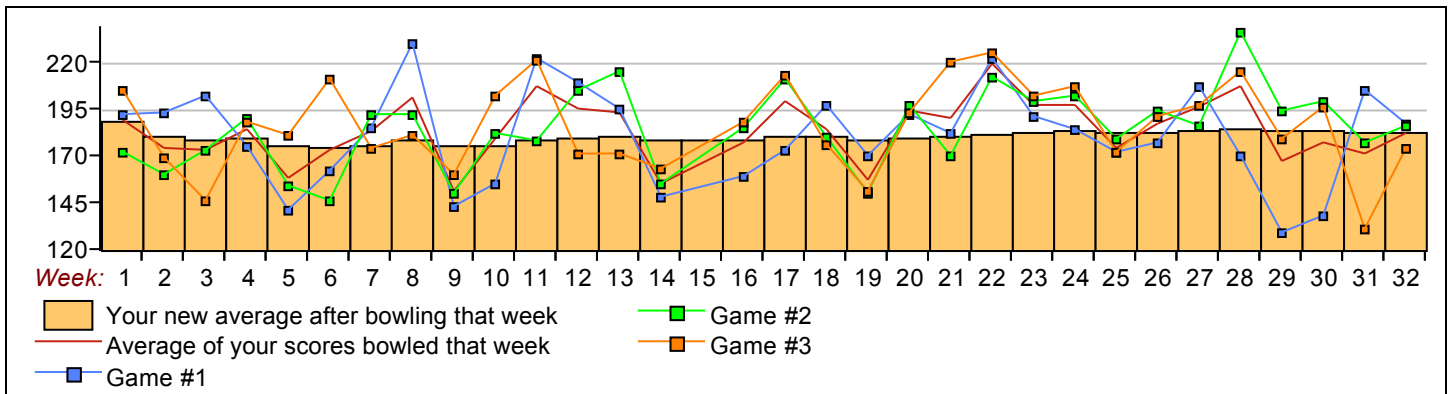
### End of 1st part

17	12/19/10	179	173	211	213	597	8688	48	181.00	- 179.80	= 1.20	230	621	24.0	24.0	50.00%
18	12/26/10	181	197	180	176	553	9241	51	181.20	- 181.00	= 0.20	230	621	25.0	26.0	49.02%
19	01/02/11	181	170	150	151	471	9712	54	179.85	- 181.20	= -1.34	230	621	26.0	28.0	48.15%
20	01/09/11	179	192	197	193	582	10294	57	180.60	- 179.85	= 0.74	230	621	29.0	28.0	50.88%
21	01/16/11	180	182	170	220	572	10866	60	181.10	- 180.60	= 0.50	230	621	30.5	29.5	50.83%
22	01/23/11	181	222	212	225	659	11525	63	182.94	- 181.10	= 1.84	230	659	33.5	29.5	53.17%
23	01/30/11	182	191	199	202	592	12117	66	183.59	- 182.94	= 0.65	230	659	35.5	30.5	53.79%
24	01/30/11	183	184	202	207	593	12710	69	184.20	- 183.59	= 0.61	230	659	38.5	30.5	55.80%
25	02/06/11	184	172	179	172	523	13233	72	183.79	- 184.20	= -0.41	230	659	39.5	32.5	54.86%
26	02/13/11	183	177	194	191	562	13795	75	183.93	- 183.79	= 0.14	230	659	40.5	34.5	54.00%
27	02/13/11	183	207	186	197	590	14385	78	184.42	- 183.93	= 0.49	230	659	41.5	36.5	53.21%
28	02/20/11	184	170	236	215	621	15006	81	185.26	- 184.42	= 0.84	236	659	43.5	37.5	53.70%
29	02/27/11	185	129	194	179	502	15508	84	184.62	- 185.26	= -0.64	236	659	44.5	39.5	52.98%
30	02/27/11	184	138	199	196	533	16041	87	184.38	- 184.62	= -0.24	236	659	46.5	40.5	53.45%
31	03/06/11	184	205	177	131	513	16554	90	183.93	- 184.38	= -0.45	236	659	47.5	42.5	52.78%
32	03/13/11	183	187	186	174	547	17101	93	183.88	- 183.93	= -0.05	236	659	49.5	43.5	53.23%

<100	100's	125's	150's	175's	200's	225's	250's	275's	300's
		8	24	38	20	3			
<400	400's	450's	500's	550's	600's	650's	700's	750's	800's
		4	10	13	3	1			

**Ave of Game 1** 180.87    **Ave of Game 2** 184.55    **Ave of Game 3** 186.23

High game of 236 on week 28    High series of 659 on week 22    High average of 189.67 after bowling week 1  
 Low game of 129 on week 29    Low series of 453 on week 9    Low average of 175.56 after bowling week 6



# Sunday Morning Threesome

Sunday 9:00 AM

## Classic Lanes

Lanes 3 - 16

Note: This report includes information through March 13 which is week 32 of 32

### Al Cieslak's Bowling Record - Team 14: Pavement Pounders

Week No.	Bowling Date	Old Ave	---Average Change---			Pins	Gms	---Average Change---			High Game	High Sers	Points Won	Points Lost	%Won	
			-1-	-2-	-3-			Total	New - Old	--> +/-						
1	09/12/10	bk181	157	154	137	448	448	3	149.33	- 0.00	= 149.33	157	448	3.0	0.00%	
2	09/19/10	bk181	150	123	147	420	868	6	144.67	- 149.33	= -4.67	157	448	6.0	0.00%	
3	09/26/10	bk181	<b>161</b>	<b>180</b>	<b>204</b>	545	1413	9	157.00	- 144.67	= 12.33	204	545	3.0	33.33%	
4	10/03/10	157				0	1413	9	157.00	- 157.00	= 0.00	204	545	3.0	33.33%	
5	10/10/10	157	141	145	<b>177</b>	463	1876	12	156.33	- 157.00	= -0.67	204	545	4.0	33.33%	
6	10/17/10	156	<b>182</b>	<b>188</b>	172	542	2418	15	161.20	- 156.33	= 4.87	204	545	6.0	40.00%	
7	10/24/10	161	150	175	<b>185</b>	510	2928	18	162.67	- 161.20	= 1.47	204	545	7.0	11.0	38.89%
8	10/24/10	162				0	2928	18	162.67	- 162.67	= 0.00	204	545	7.0	11.0	38.89%
9	10/31/10	162	158	148	147	453	3381	21	161.00	- 162.67	= -1.67	204	545	7.0	14.0	33.33%
10	11/07/10	161				0	3381	21	161.00	- 161.00	= 0.00	204	545	7.0	14.0	33.33%
11	11/07/10	161				0	3381	21	161.00	- 161.00	= 0.00	204	545	7.0	14.0	33.33%
12	11/14/10	161	168	<b>171</b>	<b>180</b>	519	3900	24	162.50	- 161.00	= 1.50	204	545	9.0	15.0	37.50%
13	11/14/10	162				0	3900	24	162.50	- 162.50	= 0.00	204	545	9.0	15.0	37.50%
14	11/28/10	162	<b>173</b>	<b>151</b>	130	454	4354	27	161.26	- 162.50	= -1.24	204	545	11.0	16.0	40.74%
15	12/05/10	161	<b>206</b>	<b>200</b>	<b>197</b>	603	4957	30	165.23	- 161.26	= 3.97	206	603	14.0	16.0	46.67%
16	12/12/10	165	135	<b>146</b>	141	422	5379	33	163.00	- 165.23	= -2.23	206	603	15.0	18.0	45.45%

### End of 1st part

17	12/19/10	163				0	5379	33	163.00	- 163.00	= 0.00	206	603	15.0	18.0	45.45%
18	12/26/10	163				0	5379	33	163.00	- 163.00	= 0.00	206	603	15.0	18.0	45.45%
19	01/02/11	163				0	5379	33	163.00	- 163.00	= 0.00	206	603	15.0	18.0	45.45%
20	01/09/11	163				0	5379	33	163.00	- 163.00	= 0.00	206	603	15.0	18.0	45.45%
21	01/16/11	163				0	5379	33	163.00	- 163.00	= 0.00	206	603	15.0	18.0	45.45%
22	01/23/11	163				0	5379	33	163.00	- 163.00	= 0.00	206	603	15.0	18.0	45.45%
23	01/30/11	163				0	5379	33	163.00	- 163.00	= 0.00	206	603	15.0	18.0	45.45%
24	01/30/11	163				0	5379	33	163.00	- 163.00	= 0.00	206	603	15.0	18.0	45.45%
25	02/06/11	163				0	5379	33	163.00	- 163.00	= 0.00	206	603	15.0	18.0	45.45%
26	02/13/11	163				0	5379	33	163.00	- 163.00	= 0.00	206	603	15.0	18.0	45.45%
27	02/13/11	163				0	5379	33	163.00	- 163.00	= 0.00	206	603	15.0	18.0	45.45%
28	02/20/11	163				0	5379	33	163.00	- 163.00	= 0.00	206	603	15.0	18.0	45.45%
29	02/27/11	163				0	5379	33	163.00	- 163.00	= 0.00	206	603	15.0	18.0	45.45%
30	02/27/11	163				0	5379	33	163.00	- 163.00	= 0.00	206	603	15.0	18.0	45.45%
31	03/06/11	163				0	5379	33	163.00	- 163.00	= 0.00	206	603	15.0	18.0	45.45%
32	03/13/11	163				0	5379	33	163.00	- 163.00	= 0.00	206	603	15.0	18.0	45.45%

<100	100's	125's	150's	175's	200's	225's	250's	275's	300's
	1	10	11	8	3				
<400	400's	450's	500's	550's	600's	650's	700's	750's	800's
	3	3	4		1				

**Ave of Game 1**   **Ave of Game 2**   **Ave of Game 3**  
 161.91                      161.91                      165.18

High game of **206** on week **15**   High series of **603** on week **15**   High average of **165.23** after bowling week **15**  
 Low game of **123** on week **2**   Low series of **420** on week **2**   Low average of **144.67** after bowling week **2**

