

Sunday 9:00 AM

**Classic Lanes**

Lanes 3 - 16

Note: This report includes information through March 13 which is week 32 of 32

**Team 2: Team 2**

<u>Name</u>	<u>Pins</u>	<u>Gms</u>	<u>True Average</u>	<u>Book Ave</u>	<u>High Game</u>	<u>High Sers</u>	<u>Points Won</u>	<u>Points Lost</u>	<u>%Won</u>
Zainer, Thomas	18859	90	209.54		278	697	44.5	45.5	49.44%
Krol, Robert	16238	78	208.18	207	299	794	43.5	34.5	55.77%
Krol, Rick	20710	96	215.73	219	275	721	42.5	53.5	44.27%
Griffith, Dale	5419	24	225.79	237	279	772	14.0	10.0	58.33%

**Team History**

<u>Week</u>	<u>Bowling No.</u>	<u>Opp. Date</u>	<u>Opp. Team</u>	<u>-1-</u>	<u>-2-</u>	<u>-3-</u>	<u>Total</u>	<u>Last Wk WON</u>	<u>Last Wk Lost</u>	<u>Points Won</u>	<u>Points Lost</u>	<u>Year-To-Date WON</u>	<u>Y-T-D LOST</u>	<u>High Game</u>	<u>High Sers</u>
1	09/12/10	1	587	554	559	1700	6	10	6	10	6	10	10	587	1700
2	09/19/10	11	579	640	640	1859	10	6	16	16	16	16	16	640	1859
3	09/26/10	4	579	569	616	1764	13	3	29	19	29	29	19	640	1859
4	10/03/10	13	528	625	607	1760	10	6	39	25	39	39	25	640	1859
5	10/10/10	8	623	736	528	1887	10	6	49	31	49	49	31	736	1887
6	10/17/10	9	650	597	696	1943	8	8	57	39	57	57	39	736	1943
7	10/24/10	7	635	678	566	1879	1	15	58	54	58	58	54	736	1943
8	10/24/10	12	674	663	566	1903	12	4	70	58	70	70	58	736	1943
9	10/31/10	4	631	667	680	1978	10	6	80	64	80	80	64	736	1978
10	11/07/10	14	602	631	713	1946	12	4	92	68	92	92	68	736	1978
11	11/07/10	5	670	624	646	1940	1	15	93	83	93	93	83	736	1978
12	11/14/10	6	645	543	726	1914	8½	7½	101½	90½	101½	101½	90½	736	1978
13	11/14/10	10	625	668	749	2042	7	9	108½	99½	108½	108½	99½	749	2042
14	11/28/10	8	622	649	622	1893	12	4	120½	103½	120½	120½	103½	749	2042
15	12/05/10	3	599	666	623	1888	11	5	131½	108½	131½	131½	108½	749	2042
16	12/12/10	7	576	580	618	1774	8	8	139½	116½	139½	139½	116½	749	2042

**End of 1st part**

17	12/19/10	1	593	613	645	1851	7	9	7	9	146½	125½	749	2042
18	12/26/10	11	607	674	619	1900	12	4	19	13	158½	129½	749	2042
19	01/02/11	4	672	654	647	1973	6	10	25	23	164½	139½	749	2042
20	01/09/11	13	574	698	656	1928	10	6	35	29	174½	145½	749	2042
21	01/16/11	4	593	626	674	1893	2½	13½	37½	42½	177	159	749	2042
22	01/23/11	9	676	707	704	2087	12	4	49½	46½	189	163	749	2087
23	01/30/11	7	613	702	616	1931	7	9	56½	55½	196	172	749	2087
24	01/30/11	12	636	561	643	1840	7	9	63½	64½	203	181	749	2087
25	02/06/11	14	574	674	677	1925	10	6	73½	70½	213	187	749	2087
26	02/13/11	5	722	653	722	2097	13½	2½	87	73	226½	189½	749	2097
27	02/13/11	6	679	631	564	1874	6	10	93	83	232½	199½	749	2097
28	02/20/11	9	588	652	677	1917	8	8	101	91	240½	207½	749	2097
29	02/27/11	10	692	660	625	1977	9	7	110	98	249½	214½	749	2097
30	02/27/11	8	624	646	710	1980	8	8	118	106	257½	222½	749	2097
31	03/06/11	3	761	602	648	2011	11	5	129	111	268½	227½	761	2097
32	03/13/11	10	637	714	621	1972	7	9	136	120	275½	236½	761	2097

# Sunday Morning Threesome

Sunday 9:00 AM

## Classic Lanes

Lanes 3 - 16

Note: This report includes information through March 13 which is week 32 of 32

### Thomas Zainer's Bowling Record - Team 2: Team 2

Week	Bowling No.	Old Date	Old Ave	-1-	-2-	-3-	Total	Pins	Gms	---Average Change---			High Game	High Sers	Points Won	Points Lost	%Won
										New - Old --> +/-							
1	09/12/10	194	<b>197</b>	<b>199</b>	188	584	584	3	194.67	-	0.00	= 194.67	199	584	2.0	1.0	66.67%
2	09/19/10	194	<b>214</b>	<b>236</b>	<b>212</b>	662	1246	6	207.67	-	194.67	= 13.00	236	662	5.0	1.0	83.33%
3	09/26/10	194	<b>189</b>	<b>191</b>	<b>188</b>	568	1814	9	201.56	-	207.67	= -6.11	236	662	8.0	1.0	88.89%
4	10/03/10	201				0	1814	9	201.56	-	201.56	= 0.00	236	662	8.0	1.0	88.89%
5	10/10/10	201	<b>201</b>	216	151	568	2382	12	198.50	-	201.56	= -3.06	236	662	9.0	3.0	75.00%
6	10/17/10	198	193	212	256	661	3043	15	202.87	-	198.50	= 4.37	256	662	9.0	6.0	60.00%
7	10/24/10	202	173	<b>235</b>	183	591	3634	18	201.89	-	202.87	= -0.98	256	662	10.0	8.0	55.56%
8	10/24/10	201	<b>204</b>	192	<b>217</b>	613	4247	21	202.24	-	201.89	= 0.35	256	662	12.0	9.0	57.14%
9	10/31/10	202	<b>205</b>	<b>226</b>	<b>236</b>	667	4914	24	204.75	-	202.24	= 2.51	256	667	15.0	9.0	62.50%
10	11/07/10	204	173	<b>229</b>	191	593	5507	27	203.96	-	204.75	= -0.79	256	667	16.0	11.0	59.26%
11	11/07/10	203				0	5507	27	203.96	-	203.96	= 0.00	256	667	16.0	11.0	59.26%
12	11/14/10	203	209	160	<b>278</b>	647	6154	30	205.13	-	203.96	= 1.17	278	667	17.0	13.0	56.67%
13	11/14/10	205	209	220	<b>268</b>	697	6851	33	207.61	-	205.13	= 2.47	278	697	18.0	15.0	54.55%
14	11/28/10	207	<b>215</b>	216	<b>234</b>	665	7516	36	208.78	-	207.61	= 1.17	278	697	20.0	16.0	55.56%
15	12/05/10	208	180	<b>235</b>	173	588	8104	39	207.79	-	208.78	= -0.98	278	697	21.0	18.0	53.85%
16	12/12/10	207	185	181	<b>216</b>	582	8686	42	206.81	-	207.79	= -0.99	278	697	22.0	20.0	52.38%

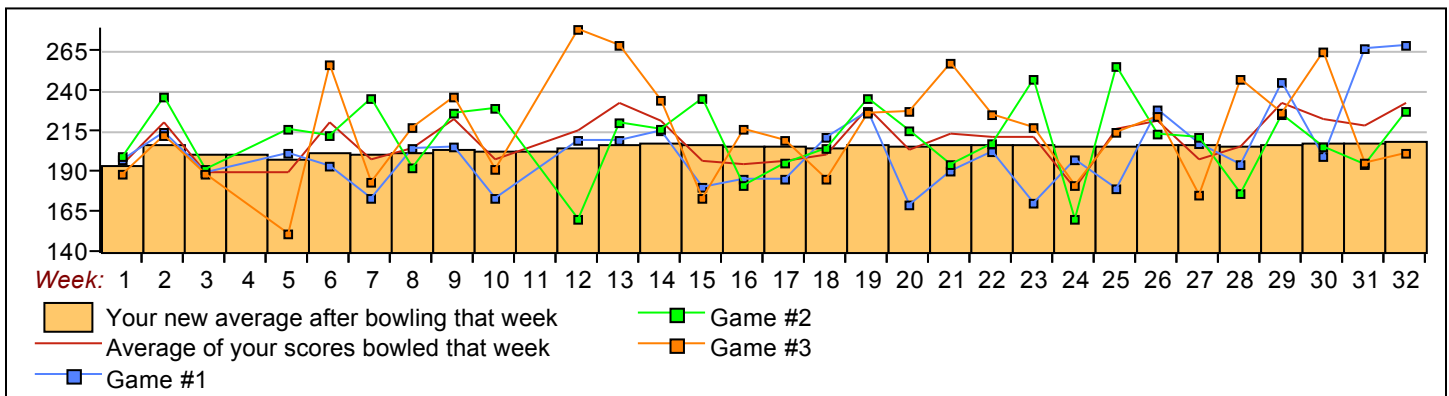
### End of 1st part

17	12/19/10	206	185	<b>195</b>	<b>209</b>	589	9275	45	206.11	-	206.81	= -0.70	278	697	24.0	21.0	53.33%
18	12/26/10	206	211	204	185	600	9875	48	205.73	-	206.11	= -0.38	278	697	24.0	24.0	50.00%
19	01/02/11	205	<b>227</b>	<b>235</b>	<b>226</b>	688	10563	51	207.12	-	205.73	= 1.39	278	697	27.0	24.0	52.94%
20	01/09/11	207	169	215	<b>227</b>	611	11174	54	206.93	-	207.12	= -0.19	278	697	28.0	26.0	51.85%
21	01/16/11	206	190	194	<b>257</b>	641	11815	57	207.28	-	206.93	= 0.35	278	697	29.0	28.0	50.88%
22	01/23/11	207	<b>202</b>	207	225	634	12449	60	207.48	-	207.28	= 0.20	278	697	30.0	30.0	50.00%
23	01/30/11	207	170	<b>247</b>	217	634	13083	63	207.67	-	207.48	= 0.18	278	697	31.0	32.0	49.21%
24	01/30/11	207	<b>197</b>	160	181	538	13621	66	206.38	-	207.67	= -1.29	278	697	32.0	34.0	48.48%
25	02/06/11	206	179	<b>255</b>	<b>214</b>	648	14269	69	206.80	-	206.38	= 0.42	278	697	34.0	35.0	49.28%
26	02/13/11	206	<b>228</b>	<b>213</b>	<b>224</b>	665	14934	72	207.42	-	206.80	= 0.62	278	697	36.5	35.5	50.69%
27	02/13/11	207	<b>207</b>	211	175	593	15527	75	207.03	-	207.42	= -0.39	278	697	37.5	37.5	50.00%
28	02/20/11	207	194	176	<b>247</b>	617	16144	78	206.97	-	207.03	= -0.05	278	697	38.5	39.5	49.36%
29	02/27/11	206	<b>245</b>	225	<b>226</b>	696	16840	81	207.90	-	206.97	= 0.93	278	697	40.5	40.5	50.00%
30	02/27/11	207	199	205	<b>264</b>	668	17508	84	208.43	-	207.90	= 0.53	278	697	41.5	42.5	49.40%
31	03/06/11	208	<b>266</b>	194	<b>195</b>	655	18163	87	208.77	-	208.43	= 0.34	278	697	43.5	43.5	50.00%
32	03/13/11	208	<b>268</b>	227	201	696	18859	90	209.54	-	208.77	= 0.77	278	697	44.5	45.5	49.44%

<u>&lt;100</u>	<u>100's</u>	<u>125's</u>	<u>150's</u>	<u>175's</u>	<u>200's</u>	<u>225's</u>	<u>250's</u>	<u>275's</u>	<u>300's</u>
			8	27	28	19	7	1	
<u>&lt;400</u>	<u>400's</u>	<u>450's</u>	<u>500's</u>	<u>550's</u>	<u>600's</u>	<u>650's</u>	<u>700's</u>	<u>750's</u>	<u>800's</u>
			1	9	9	11			

Ave of Game 1    Ave of Game 2    Ave of Game 3  
 202.80                      210.37                      215.47

High game of **278** on week **12**    High series of **697** on week **13**    High average of **209.54** after bowling week **32**  
 Low game of **151** on week **5**        Low series of **538** on week **24**    Low average of **194.67** after bowling week **1**



# Sunday Morning Threesome

Sunday 9:00 AM

Classic Lanes

Lanes 3 - 16

Note: This report includes information through March 13 which is week 32 of 32

## Robert Krol's Bowling Record - Team 2: Team 2

Week No.	Bowling Date	Old Ave	---Average Change---			Total	Pins	Gms	---Average Change---			High Game	High Sers	Points Won	Points Lost	%Won
			-1-	-2-	-3-				New - Old	---> +/-						
1	09/12/10	bk207	188	171	167	526	526	3	175.33	- 0.00	= 175.33	188	526	1.0	2.0	33.33%
2	09/19/10	bk207	171	233	195	599	1125	6	187.50	- 175.33	= 12.17	233	599	2.0	4.0	33.33%
3	09/26/10	bk207	202	151	233	586	1711	9	190.11	- 187.50	= 2.61	233	599	4.0	5.0	44.44%
4	10/03/10	190	199	187	187	573	2284	12	190.33	- 190.11	= 0.22	233	599	7.0	5.0	58.33%
5	10/10/10	190	179	263	156	598	2882	15	192.13	- 190.33	= 1.80	263	599	8.0	7.0	53.33%
6	10/17/10	192	201	192	200	593	3475	18	193.06	- 192.13	= 0.92	263	599	10.0	8.0	55.56%
7	10/24/10	193	210	224	203	637	4112	21	195.81	- 193.06	= 2.75	263	637	10.0	11.0	47.62%
8	10/24/10	195	232	223	168	623	4735	24	197.29	- 195.81	= 1.48	263	637	13.0	11.0	54.17%
9	10/31/10	197				0	4735	24	197.29	- 197.29	= 0.00	263	637	13.0	11.0	54.17%
10	11/07/10	197	182	197	277	656	5391	27	199.67	- 197.29	= 2.38	277	656	14.0	13.0	51.85%
11	11/07/10	199	209	214	182	605	5996	30	199.87	- 199.67	= 0.20	277	656	14.0	16.0	46.67%
12	11/14/10	199				0	5996	30	199.87	- 199.87	= 0.00	277	656	14.0	16.0	46.67%
13	11/14/10	199				0	5996	30	199.87	- 199.87	= 0.00	277	656	14.0	16.0	46.67%
14	11/28/10	199	203	201	236	640	6636	33	201.09	- 199.87	= 1.22	277	656	17.0	16.0	51.52%
15	12/05/10	201	185	198	204	587	7223	36	200.64	- 201.09	= -0.45	277	656	20.0	16.0	55.56%
16	12/12/10	200	213	200	166	579	7802	39	200.05	- 200.64	= -0.59	277	656	21.0	18.0	53.85%

### End of 1st part

17	12/19/10	200				0	7802	39	200.05	- 200.05	= 0.00	277	656	21.0	18.0	53.85%
18	12/26/10	200	174	224	226	624	8426	42	200.62	- 200.05	= 0.57	277	656	24.0	18.0	57.14%
19	01/02/11	200	243	198	185	626	9052	45	201.16	- 200.62	= 0.54	277	656	25.0	20.0	55.56%
20	01/09/11	201	207	267	216	690	9742	48	202.96	- 201.16	= 1.80	277	690	28.0	20.0	58.33%
21	01/16/11	202	214	229	202	645	10387	51	203.67	- 202.96	= 0.71	277	690	28.5	22.5	55.88%
22	01/23/11	203				0	10387	51	203.67	- 203.67	= 0.00	277	690	28.5	22.5	55.88%
23	01/30/11	203	209	231	184	624	11011	54	203.91	- 203.67	= 0.24	277	690	30.5	23.5	56.48%
24	01/30/11	203	213	196	217	626	11637	57	204.16	- 203.91	= 0.25	277	690	31.5	25.5	55.26%
25	02/06/11	204				0	11637	57	204.16	- 204.16	= 0.00	277	690	31.5	25.5	55.26%
26	02/13/11	204	299	237	258	794	12431	60	207.18	- 204.16	= 3.03	299	794	34.5	25.5	57.50%
27	02/13/11	207	230	203	185	618	13049	63	207.13	- 207.18	= -0.06	299	794	35.5	27.5	56.35%
28	02/20/11	207	183	201	236	620	13669	66	207.11	- 207.13	= -0.02	299	794	36.5	29.5	55.30%
29	02/27/11	207	224	211	200	635	14304	69	207.30	- 207.11	= 0.20	299	794	37.5	31.5	54.35%
30	02/27/11	207	224	206	237	667	14971	72	207.93	- 207.30	= 0.63	299	794	40.5	31.5	56.25%
31	03/06/11	207	257	184	226	667	15638	75	208.51	- 207.93	= 0.58	299	794	42.5	32.5	56.67%
32	03/13/11	208	158	229	213	600	16238	78	208.18	- 208.51	= -0.33	299	794	43.5	34.5	55.77%

<100    100's    125's    150's    175's    200's    225's    250's    275's    300's

9    19    30    14    4    2

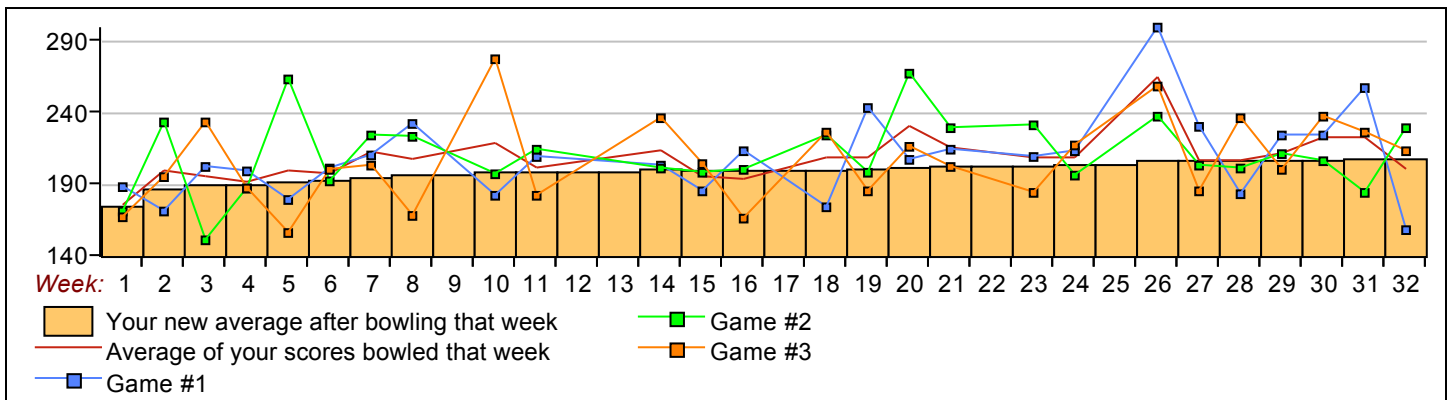
<400    400's    450's    500's    550's    600's    650's    700's    750's    800's

1    7    13    4    1

Ave of Game 1    Ave of Game 2    Ave of Game 3

208.04    210.38    206.12

High game of 299 on week 26    High series of 794 on week 26    High average of 208.51 after bowling week 31  
 Low game of 151 on week 3    Low series of 526 on week 1    Low average of 175.33 after bowling week 1



Note: This report includes information through March 13 which is week 32 of 32

**Rick Krol's Bowling Record - Team 2: Team 2**

Week No.	Bowling Date	Old Ave	---Average Change---			Total	Pins	Gms	---Average Change---			High Game	High Sers	Points Won	Points Lost	%Won		
			-1-	-2-	-3-				New	Old	---> +/-							
1	09/12/10	bk219	<b>202</b>	184	204	590	590	3	196.67	-	0.00	=	<b>196.67</b>	204	590	1.0	2.0	33.33%
2	09/19/10	bk219	194	171	<b>233</b>	598	1188	6	198.00	-	196.67	=	<b>1.33</b>	233	598	2.0	4.0	33.33%
3	09/26/10	bk219	188	<b>227</b>	195	610	1798	9	199.78	-	198.00	=	<b>1.78</b>	233	610	3.0	6.0	33.33%
4	10/03/10	199	170	<b>215</b>	209	594	2392	12	199.33	-	199.78	=	<b>-0.44</b>	233	610	4.0	8.0	33.33%
5	10/10/10	199	<b>243</b>	<b>257</b>	<b>221</b>	721	3113	15	207.53	-	199.33	=	<b>8.20</b>	257	721	7.0	8.0	46.67%
6	10/17/10	207	<b>256</b>	<b>193</b>	<b>240</b>	689	3802	18	211.22	-	207.53	=	<b>3.69</b>	257	721	10.0	8.0	55.56%
7	10/24/10	211	252	219	180	651	4453	21	212.05	-	211.22	=	<b>0.83</b>	257	721	10.0	11.0	47.62%
8	10/24/10	212	<b>238</b>	<b>248</b>	181	667	5120	24	213.33	-	212.05	=	<b>1.29</b>	257	721	12.0	12.0	50.00%
9	10/31/10	213	195	<b>222</b>	202	619	5739	27	212.56	-	213.33	=	<b>-0.78</b>	257	721	13.0	14.0	48.15%
10	11/07/10	212	<b>247</b>	<b>205</b>	<b>245</b>	697	6436	30	214.53	-	212.56	=	<b>1.98</b>	257	721	16.0	14.0	53.33%
11	11/07/10	214	192	193	247	632	7068	33	214.18	-	214.53	=	<b>-0.35</b>	257	721	16.0	17.0	48.48%
12	11/14/10	214	190	200	222	612	7680	36	213.33	-	214.18	=	<b>-0.85</b>	257	721	16.5	19.5	45.83%
13	11/14/10	213	<b>223</b>	203	<b>248</b>	674	8354	39	214.21	-	213.33	=	<b>0.87</b>	257	721	18.5	20.5	47.44%
14	11/28/10	214	<b>204</b>	<b>232</b>	152	588	8942	42	212.90	-	214.21	=	<b>-1.30</b>	257	721	20.5	21.5	48.81%
15	12/05/10	212	234	<b>233</b>	<b>246</b>	713	9655	45	214.56	-	212.90	=	<b>1.65</b>	257	721	22.5	22.5	50.00%
16	12/12/10	214	178	<b>199</b>	<b>236</b>	613	10268	48	213.92	-	214.56	=	<b>-0.64</b>	257	721	24.5	23.5	51.04%

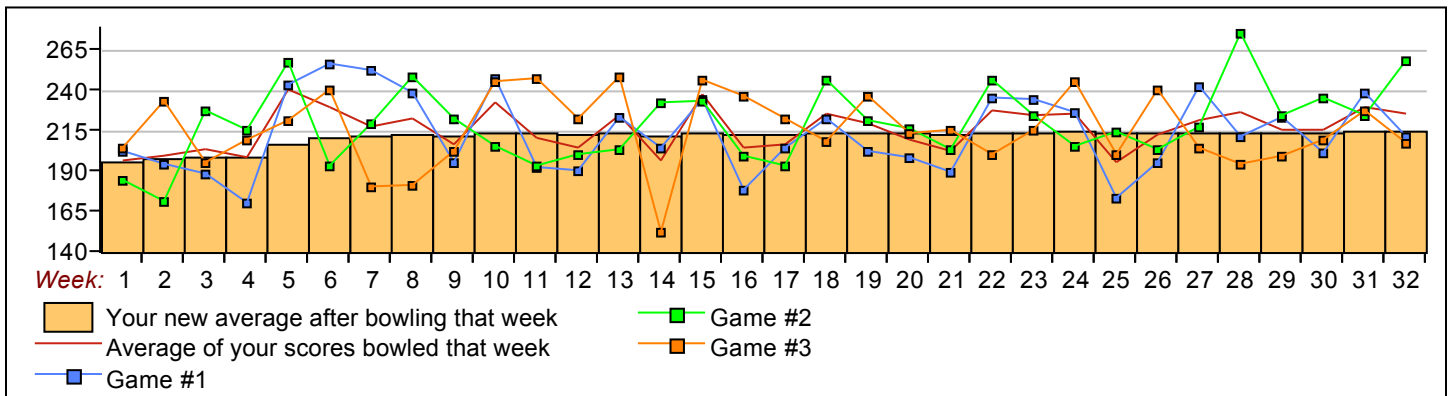
**End of 1st part**

17	12/19/10	213	<b>204</b>	193	222	619	10887	51	213.47	-	213.92	=	<b>-0.45</b>	257	721	25.5	25.5	50.00%
18	12/26/10	213	<b>222</b>	<b>246</b>	208	676	11563	54	214.13	-	213.47	=	<b>0.66</b>	257	721	27.5	26.5	50.93%
19	01/02/11	214	202	221	236	659	12222	57	214.42	-	214.13	=	<b>0.29</b>	257	721	27.5	29.5	48.25%
20	01/09/11	214	198	216	<b>213</b>	627	12849	60	214.15	-	214.42	=	<b>-0.27</b>	257	721	28.5	31.5	47.50%
21	01/16/11	214	189	203	215	607	13456	63	213.59	-	214.15	=	<b>-0.56</b>	257	721	28.5	34.5	45.24%
22	01/23/11	213	235	<b>246</b>	200	681	14137	66	214.20	-	213.59	=	<b>0.61</b>	257	721	29.5	36.5	44.70%
23	01/30/11	214	<b>234</b>	224	215	673	14810	69	214.64	-	214.20	=	<b>0.44</b>	257	721	30.5	38.5	44.20%
24	01/30/11	214	226	205	<b>245</b>	676	15486	72	215.08	-	214.64	=	<b>0.45</b>	257	721	31.5	40.5	43.75%
25	02/06/11	215	173	214	<b>200</b>	587	16073	75	214.31	-	215.08	=	<b>-0.78</b>	257	721	32.5	42.5	43.33%
26	02/13/11	214	195	<b>203</b>	240	638	16711	78	214.24	-	214.31	=	<b>-0.06</b>	257	721	33.5	44.5	42.95%
27	02/13/11	214	<b>242</b>	<b>217</b>	204	663	17374	81	214.49	-	214.24	=	<b>0.25</b>	257	721	35.5	45.5	43.83%
28	02/20/11	214	211	<b>275</b>	194	680	18054	84	214.93	-	214.49	=	<b>0.43</b>	275	721	36.5	47.5	43.45%
29	02/27/11	214	223	224	<b>199</b>	646	18700	87	214.94	-	214.93	=	<b>0.01</b>	275	721	37.5	49.5	43.10%
30	02/27/11	214	201	<b>235</b>	209	645	19345	90	214.94	-	214.94	=	<b>0.00</b>	275	721	38.5	51.5	42.78%
31	03/06/11	214	<b>238</b>	224	<b>227</b>	689	20034	93	215.42	-	214.94	=	<b>0.47</b>	275	721	40.5	52.5	43.55%
32	03/13/11	215	<b>211</b>	<b>258</b>	207	676	20710	96	215.73	-	215.42	=	<b>0.31</b>	275	721	42.5	53.5	44.27%

<u>&lt;100</u>	<u>100's</u>	<u>125's</u>	<u>150's</u>	<u>175's</u>	<u>200's</u>	<u>225's</u>	<u>250's</u>	<u>275's</u>	<u>300's</u>
			4	19	41	27	4	1	
<u>&lt;400</u>	<u>400's</u>	<u>450's</u>	<u>500's</u>	<u>550's</u>	<u>600's</u>	<u>650's</u>	<u>700's</u>	<u>750's</u>	<u>800's</u>
				5	11	14	2		

Ave of Game 1    Ave of Game 2    Ave of Game 3  
 212.81                      218.91                      215.47

High game of **275** on week **28**    High series of **721** on week **5**    High average of **215.73** after bowling week **32**  
 Low game of **152** on week **14**    Low series of **587** on week **25**    Low average of **196.67** after bowling week **1**



# Sunday Morning Threesome

Sunday 9:00 AM

## Classic Lanes

Lanes 3 - 16

Note: This report includes information through March 13 which is week 32 of 32

### Dale Griffith's Bowling Record - Team 2: Team 2

Week No.	Bowling Date	Old Ave	---Average Change---			Pins	Gms	---Average Change---		High Game	High Sers	Points Won	Points Lost	%Won				
			-1-	-2-	-3-			Total	New - Old						--> +/-			
1	09/12/10	0				0	0	-	0.00	=	0.00	0	0	0.00%				
2	09/19/10	0				0	0	-	0.00	=	0.00	0	0	0.00%				
3	09/26/10	0				0	0	-	0.00	=	0.00	0	0	0.00%				
4	10/03/10 bk237	159	<b>223</b>	211	593	593	3	197.67	-	0.00	=	197.67	223	593	1.0	2.0	33.33%	
5	10/10/10 bk237				0	593	3	197.67	-	197.67	=	0.00	223	593	1.0	2.0	33.33%	
6	10/17/10 bk237				0	593	3	197.67	-	197.67	=	0.00	223	593	1.0	2.0	33.33%	
7	10/24/10 bk237				0	593	3	197.67	-	197.67	=	0.00	223	593	1.0	2.0	33.33%	
8	10/24/10 bk237				0	593	3	197.67	-	197.67	=	0.00	223	593	1.0	2.0	33.33%	
9	10/31/10 bk237	<b>231</b>	219	242	692	1285	6	214.17	-	197.67	=	16.50	242	692	2.0	4.0	33.33%	
10	11/07/10 bk237				0	1285	6	214.17	-	214.17	=	0.00	242	692	2.0	4.0	33.33%	
11	11/07/10 bk237	269	217	<b>217</b>	703	1988	9	220.89	-	214.17	=	6.72	269	703	3.0	6.0	33.33%	
12	11/14/10	220	<b>246</b>	183	<b>226</b>	655	2643	12	220.25	-	220.89	=	-0.64	269	703	5.0	7.0	41.67%
13	11/14/10	220	193	<b>245</b>	<b>233</b>	671	3314	15	220.93	-	220.25	=	0.68	269	703	7.0	8.0	46.67%
14	11/28/10	220			0	3314	15	220.93	-	220.93	=	0.00	269	703	7.0	8.0	46.67%	
15	12/05/10	220			0	3314	15	220.93	-	220.93	=	0.00	269	703	7.0	8.0	46.67%	
16	12/12/10	220			0	3314	15	220.93	-	220.93	=	0.00	269	703	7.0	8.0	46.67%	

### End of 1st part

17	12/19/10	220	204	<b>225</b>	<b>214</b>	643	3957	18	219.83	-	220.93	=	-1.10	269	703	9.0	9.0	50.00%
18	12/26/10	219				0	3957	18	219.83	-	219.83	=	0.00	269	703	9.0	9.0	50.00%
19	01/02/11	219				0	3957	18	219.83	-	219.83	=	0.00	269	703	9.0	9.0	50.00%
20	01/09/11	219				0	3957	18	219.83	-	219.83	=	0.00	269	703	9.0	9.0	50.00%
21	01/16/11	219				0	3957	18	219.83	-	219.83	=	0.00	269	703	9.0	9.0	50.00%
22	01/23/11	219	<b>239</b>	<b>254</b>	<b>279</b>	772	4729	21	225.19	-	219.83	=	5.36	279	772	12.0	9.0	57.14%
23	01/30/11	225				0	4729	21	225.19	-	225.19	=	0.00	279	772	12.0	9.0	57.14%
24	01/30/11	225				0	4729	21	225.19	-	225.19	=	0.00	279	772	12.0	9.0	57.14%
25	02/06/11	225	<b>222</b>	205	<b>263</b>	690	5419	24	225.79	-	225.19	=	0.60	279	772	14.0	10.0	58.33%
26	02/13/11	225				0	5419	24	225.79	-	225.79	=	0.00	279	772	14.0	10.0	58.33%
27	02/13/11	225				0	5419	24	225.79	-	225.79	=	0.00	279	772	14.0	10.0	58.33%
28	02/20/11	225				0	5419	24	225.79	-	225.79	=	0.00	279	772	14.0	10.0	58.33%
29	02/27/11	225				0	5419	24	225.79	-	225.79	=	0.00	279	772	14.0	10.0	58.33%
30	02/27/11	225				0	5419	24	225.79	-	225.79	=	0.00	279	772	14.0	10.0	58.33%
31	03/06/11	225				0	5419	24	225.79	-	225.79	=	0.00	279	772	14.0	10.0	58.33%
32	03/13/11	225				0	5419	24	225.79	-	225.79	=	0.00	279	772	14.0	10.0	58.33%

<u>&lt;100</u>	<u>100's</u>	<u>125's</u>	<u>150's</u>	<u>175's</u>	<u>200's</u>	<u>225's</u>	<u>250's</u>	<u>275's</u>	<u>300's</u>
			1	2	9	8	3	1	
<u>&lt;400</u>	<u>400's</u>	<u>450's</u>	<u>500's</u>	<u>550's</u>	<u>600's</u>	<u>650's</u>	<u>700's</u>	<u>750's</u>	<u>800's</u>
				1	1	4	1	1	

### Ave of Game 1   Ave of Game 2   Ave of Game 3

220.38                      221.38                      235.63

High game of **279** on week **22**   High series of **772** on week **22**   High average of **225.79** after bowling week **25**  
 Low game of **159** on week **4**   Low series of **593** on week **4**   Low average of **197.67** after bowling week **4**

