

# Sunday Morning Threesome

Sunday 9:00 AM

## Classic Lanes

Lanes 3 - 16

Note: This report includes information through March 13 which is week 32 of 32

**Team 3: Thats What She Said**

Name	Pins	Gms	True Average	Book Ave	High Game	High Sers	Points Won	Points Lost	%Won
Schmidt, Carrie	13930	87	160.11	158	215	554	35.5	57.5	38.17%
Kuecker, John	14185	84	168.87	---	231	589	35.0	55.0	38.89%
Stewart, Kelle	14765	90	164.06	165	224	552	38.0	58.0	39.58%
Secora, Michelle	1022	6	170.33	161	200	531	5.0	1.0	83.33%

**Team History**

Week	Bowling No.	Date	Opp. Team	-1-	-2-	-3-	Total	Last Wk WON	Last Wk Lost	Points Won	Points Lost	Year-To-Date WON	Y-T-D LOST	High Game	High Sers
1	09/12/10	4	476	530	440	1446	12	4	12	4	12	12	4	530	1446
2	09/19/10	1	455	448	434	1337	1	15	13	19	13	13	19	530	1446
3	09/26/10	13	470	475	543	1488	5	11	18	30	18	18	30	543	1488
4	10/03/10	5	425	459	505	1389	2	14	20	44	20	20	44	543	1488
5	10/10/10	14	437	<b>534</b>	506	1477	9½	6½	29½	50½	29½	29½	50½	543	1488
6	10/17/10	11	501	467	445	1413	9	7	38½	57½	38½	38½	57½	543	1488
7	10/24/10	9	470	501	508	1479	10	6	48½	63½	48½	48½	63½	543	1488
8	10/24/10	14	457	538	468	1463	2	14	50½	77½	50½	50½	77½	543	1488
9	10/31/10	12	489	586	497	1572	10	6	60½	83½	60½	60½	83½	586	1572
10	11/07/10	8	473	510	482	1465	8	8	68½	91½	68½	68½	91½	586	1572
11	11/07/10	12	484	558	439	1481	7	9	75½	100½	75½	75½	100½	586	1572
12	11/14/10	7	533	515	481	1529	4	12	79½	112½	79½	79½	112½	586	1572
13	11/14/10	6	<b>545</b>	541	431	1517	6	10	85½	122½	85½	85½	122½	586	1572
14	11/28/10	10	505	503	524	1532	13	3	98½	125½	98½	98½	125½	586	1572
15	12/05/10	2	505	417	483	1405	5	11	103½	136½	103½	103½	136½	586	1572
16	12/12/10	12	483	576	485	1544	11	5	114½	141½	114½	114½	141½	586	1572

**End of 1st part**

17	12/19/10	4	528	420	529	1477	6	10	6	10	120½	151½	586	1572
18	12/26/10	1	424	492	475	1391	5	11	11	21	125½	162½	586	1572
19	01/02/11	13	484	411	466	1361	2	14	13	35	127½	176½	586	1572
20	01/09/11	5	537	569	466	1572	9	7	22	42	136½	183½	586	1572
21	01/16/11	8	462	565	507	1534	8	8	30	50	144½	191½	586	1572
22	01/23/11	11	532	527	544	1603	11	5	41	55	155½	196½	586	1603
23	01/30/11	9	θ	θ	θ	θ	1	15	42	70	156½	211½	586	1603
24	01/30/11	14	θ	θ	θ	θ	0	16	42	86	156½	227½	586	1603
25	02/06/11	8	527	486	540	1553	7	9	49	95	163½	236½	586	1603
26	02/13/11	12	464	546	508	1518	11	5	60	100	174½	241½	586	1603
27	02/13/11	7	448	404	461	1313	2	14	62	114	176½	255½	586	1603
28	02/20/11	8	500	428	453	1381	0	16	62	130	176½	271½	586	1603
29	02/27/11	6	436	530	494	1460	3	13	65	143	179½	284½	586	1603
30	02/27/11	10	492	449	513	1454	5½	10½	70½	153½	185	295	586	1603
31	03/06/11	2	552	543	482	1577	5	11	75½	164½	190	306	586	1603
32	03/13/11	12	556	569	469	1594	13½	2½	89	167	203½	308½	586	1603

# Sunday Morning Threesome

Sunday 9:00 AM

Classic Lanes

Lanes 3 - 16

Note: This report includes information through March 13 which is week 32 of 32

## Carrie Schmidt's Bowling Record - Team 3: Thats What She Said

Week No.	Bowling Date	Old Ave	---Average Change---			Pins	Gms	---Average Change---			High Game	High Sers	Points Won	Points Lost	%Won	
			-1-	-2-	-3-			Total	New - Old	---> +/-						
1	09/12/10	bk158	153	185	136	474	474	3	158.00	- 0.00	= 158.00	185	474	2.0	1.0	66.67%
2	09/19/10	bk158	151	151	142	444	918	6	153.00	- 158.00	= -5.00	185	474	2.0	4.0	33.33%
3	09/26/10	bk158	157	168	157	482	1400	9	155.56	- 153.00	= 2.56	185	482	2.0	7.0	22.22%
4	10/03/10	155	116	129	139	384	1784	12	148.67	- 155.56	= -6.89	185	482	2.0	10.0	16.67%
5	10/10/10	148	115	169	181	465	2249	15	149.93	- 148.67	= 1.27	185	482	2.5	12.5	16.67%
6	10/17/10	149	164	116	146	426	2675	18	148.61	- 149.93	= -1.32	185	482	4.5	13.5	25.00%
7	10/24/10	148	154	162	137	453	3128	21	148.95	- 148.61	= 0.34	185	482	5.5	15.5	26.19%
8	10/24/10	148	161	189	162	512	3640	24	151.67	- 148.95	= 2.71	189	512	6.5	17.5	27.08%
9	10/31/10	151				0	3640	24	151.67	- 151.67	= 0.00	189	512	6.5	17.5	27.08%
10	11/07/10	151	136	145	134	415	4055	27	150.19	- 151.67	= -1.48	189	512	7.5	19.5	27.78%
11	11/07/10	150	122	164	127	413	4468	30	148.93	- 150.19	= -1.25	189	512	8.5	21.5	28.33%
12	11/14/10	148	144	153	160	457	4925	33	149.24	- 148.93	= 0.31	189	512	8.5	24.5	25.76%
13	11/14/10	149	199	193	134	526	5451	36	151.42	- 149.24	= 2.17	199	526	10.5	25.5	29.17%
14	11/28/10	151	196	137	183	516	5967	39	153.00	- 151.42	= 1.58	199	526	13.5	25.5	34.62%
15	12/05/10	153	170	142	157	469	6436	42	153.24	- 153.00	= 0.24	199	526	15.5	26.5	36.90%
16	12/12/10	153	116	190	169	475	6911	45	153.58	- 153.24	= 0.34	199	526	17.5	27.5	38.89%

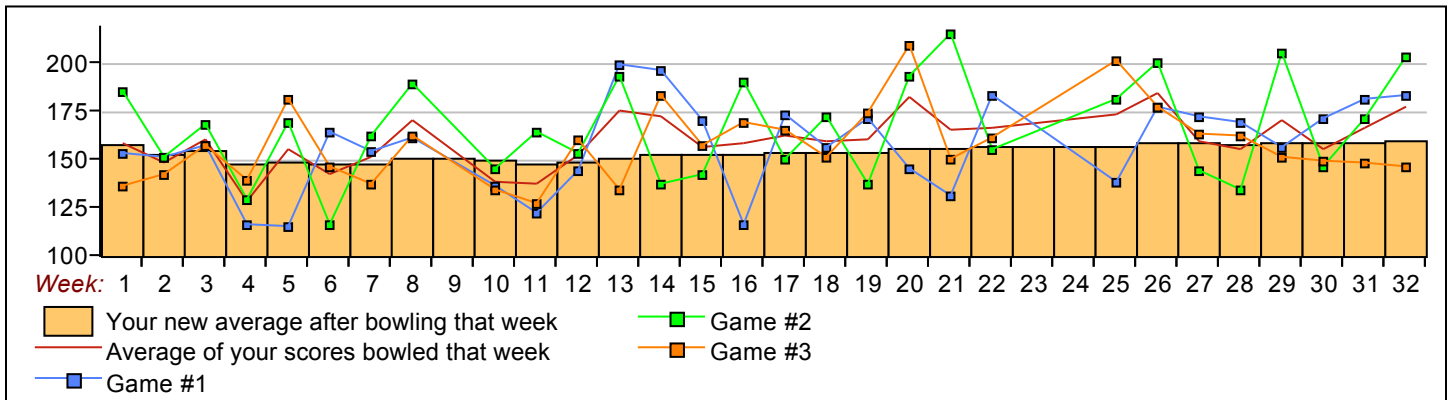
### End of 1st part

17	12/19/10	153	173	150	165	488	7399	48	154.15	- 153.58	= 0.57	199	526	19.5	28.5	40.63%
18	12/26/10	154	156	172	151	479	7878	51	154.47	- 154.15	= 0.32	199	526	21.5	29.5	42.16%
19	01/02/11	154	171	137	174	482	8360	54	154.81	- 154.47	= 0.34	199	526	22.5	31.5	41.67%
20	01/09/11	154	145	193	209	547	8907	57	156.26	- 154.81	= 1.45	209	547	23.5	33.5	41.23%
21	01/16/11	156	131	215	150	496	9403	60	156.72	- 156.26	= 0.45	215	547	25.5	34.5	42.50%
22	01/23/11	156	183	155	161	499	9902	63	157.17	- 156.72	= 0.46	215	547	27.5	35.5	43.65%
23	01/30/11	157	a137	a137	a137	411	9902	63	157.17	- 157.17	= 0.00	215	547	27.5	38.5	41.67%
24	01/30/11	157	a137	a137	a137	411	9902	63	157.17	- 157.17	= 0.00	215	547	27.5	41.5	39.86%
25	02/06/11	157	138	181	201	520	10422	66	157.91	- 157.17	= 0.73	215	547	27.5	44.5	38.19%
26	02/13/11	157	177	200	177	554	10976	69	159.07	- 157.91	= 1.16	215	554	29.5	45.5	39.33%
27	02/13/11	159	172	144	163	479	11455	72	159.10	- 159.07	= 0.02	215	554	30.5	47.5	39.10%
28	02/20/11	159	169	134	162	465	11920	75	158.93	- 159.10	= -0.16	215	554	30.5	50.5	37.65%
29	02/27/11	158	156	205	151	512	12432	78	159.38	- 158.93	= 0.45	215	554	32.5	51.5	38.69%
30	02/27/11	159	171	146	149	466	12898	81	159.23	- 159.38	= -0.15	215	554	32.5	54.5	37.36%
31	03/06/11	159	181	171	148	500	13398	84	159.50	- 159.23	= 0.27	215	554	33.5	56.5	37.22%
32	03/13/11	159	183	203	146	532	13930	87	160.11	- 159.50	= 0.61	215	554	35.5	57.5	38.17%

<100	100's	125's	150's	175's	200's	225's	250's	275's	300's
	5	24	37	15	6				
<400	400's	450's	500's	550's	600's	650's	700's	750's	800's
1	4	15	8	1					

**Ave of Game 1** 157.24    **Ave of Game 2** 165.48    **Ave of Game 3** 157.62

High game of 215 on week 21    High series of 554 on week 26    High average of 160.11 after bowling week 32  
 Low game of 115 on week 5    Low series of 384 on week 4    Low average of 148.61 after bowling week 6



# Sunday Morning Threesome

Sunday 9:00 AM

Classic Lanes

Lanes 3 - 16

Note: This report includes information through March 13 which is week 32 of 32

## John Kuecker's Bowling Record - Team 3: Thats What She Said

Week No.	Bowling Date	Old Ave	---Average Change---			Pins	Gms	---Average Change---		High Game	High Sers	Points Won	Points Lost	%Won	
			-1-	-2-	-3-			Total	New - Old						---> +/-
1	09/12/10	0				0	0	- 0.00	= 0.00	0	0			0.00%	
2	09/19/10	0				0	0	- 0.00	= 0.00	0	0			0.00%	
3	09/26/10	157	147	164	162	473	473	157.67	- 0.00	= 157.67	164	473	1.0	2.0	33.33%
4	10/03/10	157	176	157	231	564	1037	172.83	- 157.67	= 15.17	231	564	3.0	3.0	50.00%
5	10/10/10	157	186	191	166	543	1580	175.56	- 172.83	= 2.72	231	564	5.0	4.0	55.56%
6	10/17/10	175	178	153	113	444	2024	168.67	- 175.56	= -6.89	231	564	6.0	6.0	50.00%
7	10/24/10	168	181	167	174	522	2546	169.73	- 168.67	= 1.07	231	564	8.0	7.0	53.33%
8	10/24/10	169	160	192	162	514	3060	170.00	- 169.73	= 0.27	231	564	9.0	9.0	50.00%
9	10/31/10	170	179	165	145	489	3549	169.00	- 170.00	= -1.00	231	564	10.0	11.0	47.62%
10	11/07/10	169	172	174	195	541	4090	170.42	- 169.00	= 1.42	231	564	11.0	13.0	45.83%
11	11/07/10	170	195	223	171	589	4679	173.30	- 170.42	= 2.88	231	589	13.0	14.0	48.15%
12	11/14/10	173	222	169	152	543	5222	174.07	- 173.30	= 0.77	231	589	14.0	16.0	46.67%
13	11/14/10	174	138	161	147	446	5668	171.76	- 174.07	= -2.31	231	589	14.0	19.0	42.42%
14	11/28/10	171	156	205	215	576	6244	173.44	- 171.76	= 1.69	231	589	17.0	19.0	47.22%
15	12/05/10	173	134	146	164	444	6688	171.49	- 173.44	= -1.96	231	589	17.0	22.0	43.59%
16	12/12/10	171	202	164	181	547	7235	172.26	- 171.49	= 0.77	231	589	19.0	23.0	45.24%

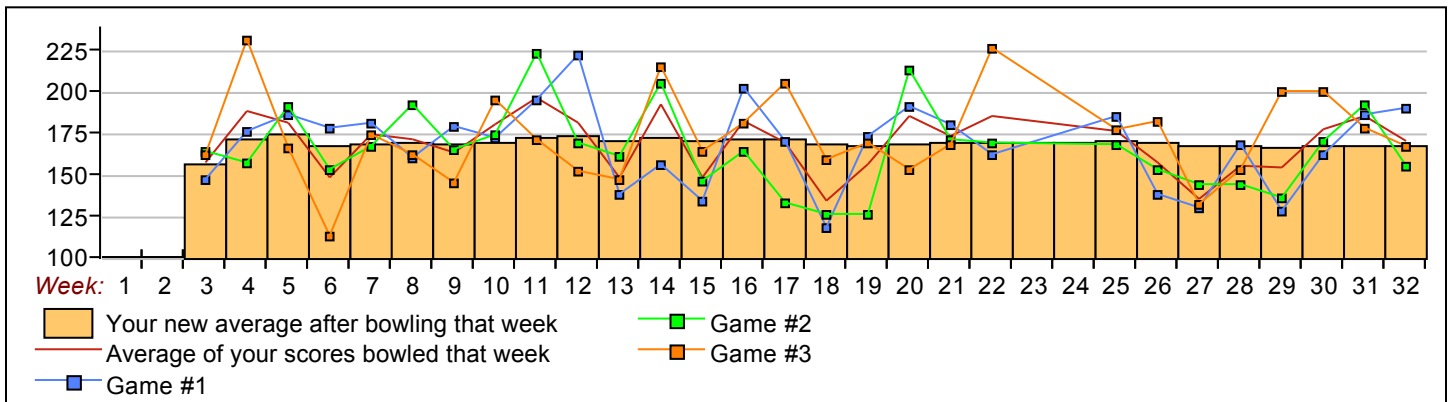
### End of 1st part

17	12/19/10	172	170	133	205	508	7743	45	172.07	- 172.26	= -0.20	231	589	20.0	25.0	44.44%
18	12/26/10	172	118	126	159	403	8146	48	169.71	- 172.07	= -2.36	231	589	20.0	28.0	41.67%
19	01/02/11	169	173	126	169	468	8614	51	168.90	- 169.71	= -0.81	231	589	20.0	31.0	39.22%
20	01/09/11	168	191	213	153	557	9171	54	169.83	- 168.90	= 0.93	231	589	22.0	32.0	40.74%
21	01/16/11	169	180	171	168	519	9690	57	170.00	- 169.83	= 0.17	231	589	22.0	35.0	38.60%
22	01/23/11	170	162	169	226	557	10247	60	170.78	- 170.00	= 0.78	231	589	24.0	36.0	40.00%
23	01/30/11	170	a150	a150	a150	450	10247	60	170.78	- 170.78	= 0.00	231	589	25.0	38.0	39.68%
24	01/30/11	170	a150	a150	a150	450	10247	60	170.78	- 170.78	= 0.00	231	589	25.0	41.0	37.88%
25	02/06/11	170	185	168	177	530	10777	63	171.06	- 170.78	= 0.28	231	589	27.0	42.0	39.13%
26	02/13/11	171	138	153	182	473	11250	66	170.45	- 171.06	= -0.61	231	589	29.0	43.0	40.28%
27	02/13/11	170	130	144	132	406	11656	69	168.93	- 170.45	= -1.53	231	589	29.0	46.0	38.67%
28	02/20/11	168	168	144	153	465	12121	72	168.35	- 168.93	= -0.58	231	589	29.0	49.0	37.18%
29	02/27/11	168	128	136	200	464	12585	75	167.80	- 168.35	= -0.55	231	589	30.0	51.0	37.04%
30	02/27/11	167	162	170	200	532	13117	78	168.17	- 167.80	= 0.37	231	589	32.0	52.0	38.10%
31	03/06/11	168	186	192	178	556	13673	81	168.80	- 168.17	= 0.64	231	589	33.0	54.0	37.93%
32	03/13/11	168	190	155	167	512	14185	84	168.87	- 168.80	= 0.07	231	589	35.0	55.0	38.89%

<100	100's	125's	150's	175's	200's	225's	250's	275's	300's
	2	16	36	19	9	2			
<400	400's	450's	500's	550's	600's	650's	700's	750's	800's
	5	6	11	6					

**Ave of Game 1** 168.11    **Ave of Game 2** 165.39    **Ave of Game 3** 173.11

High game of 231 on week 4    High series of 589 on week 11    High average of 175.56 after bowling week 5  
 Low game of 113 on week 6    Low series of 403 on week 18    Low average of 157.67 after bowling week 3



# Sunday Morning Threesome

Sunday 9:00 AM

## Classic Lanes

Lanes 3 - 16

Note: This report includes information through March 13 which is week 32 of 32

### Kelle Stewart's Bowling Record - Team 3: Thats What She Said

Week No.	Bowling Date	Old Ave	---Average Change---			Pins	Gms	---Average Change---			High Game	High Sers	Points Won	Points Lost	%Won	
			-1-	-2-	-3-			Total	New - Old	---> +/-						
1	09/12/10	bk165	168	169	144	481	481	3	160.33	- 0.00	= 160.33	169	481	2.0	1.0	66.67%
2	09/19/10	bk165	163	156	151	470	951	6	158.50	- 160.33	= -1.83	169	481	2.0	4.0	33.33%
3	09/26/10	bk165	166	143	224	533	1484	9	164.89	- 158.50	= 6.39	224	533	4.0	5.0	44.44%
4	10/03/10	164	133	173	135	441	1925	12	160.42	- 164.89	= -4.47	224	533	4.0	8.0	33.33%
5	10/10/10	160	136	174	159	469	2394	15	159.60	- 160.42	= -0.82	224	533	6.0	9.0	40.00%
6	10/17/10	159	159	198	186	543	2937	18	163.17	- 159.60	= 3.57	224	543	9.0	9.0	50.00%
7	10/24/10	163	135	172	197	504	3441	21	163.86	- 163.17	= 0.69	224	543	11.0	10.0	52.38%
8	10/24/10	163	136	157	144	437	3878	24	161.58	- 163.86	= -2.27	224	543	11.0	13.0	45.83%
9	10/31/10	161	155	221	176	552	4430	27	164.07	- 161.58	= 2.49	224	552	13.0	14.0	48.15%
10	11/07/10	164	165	191	153	509	4939	30	164.63	- 164.07	= 0.56	224	552	15.0	15.0	50.00%
11	11/07/10	164	167	171	141	479	5418	33	164.18	- 164.63	= -0.45	224	552	16.0	17.0	48.48%
12	11/14/10	164	167	193	169	529	5947	36	165.19	- 164.18	= 1.01	224	552	17.0	19.0	47.22%
13	11/14/10	165	208	187	150	545	6492	39	166.46	- 165.19	= 1.27	224	552	18.0	21.0	46.15%
14	11/28/10	166	153	161	126	440	6932	42	165.05	- 166.46	= -1.41	224	552	18.0	24.0	42.86%
15	12/05/10	165	201	129	162	492	7424	45	164.98	- 165.05	= -0.07	224	552	19.0	26.0	42.22%
16	12/12/10	164	165	222	135	522	7946	48	165.54	- 164.98	= 0.56	224	552	21.0	27.0	43.75%

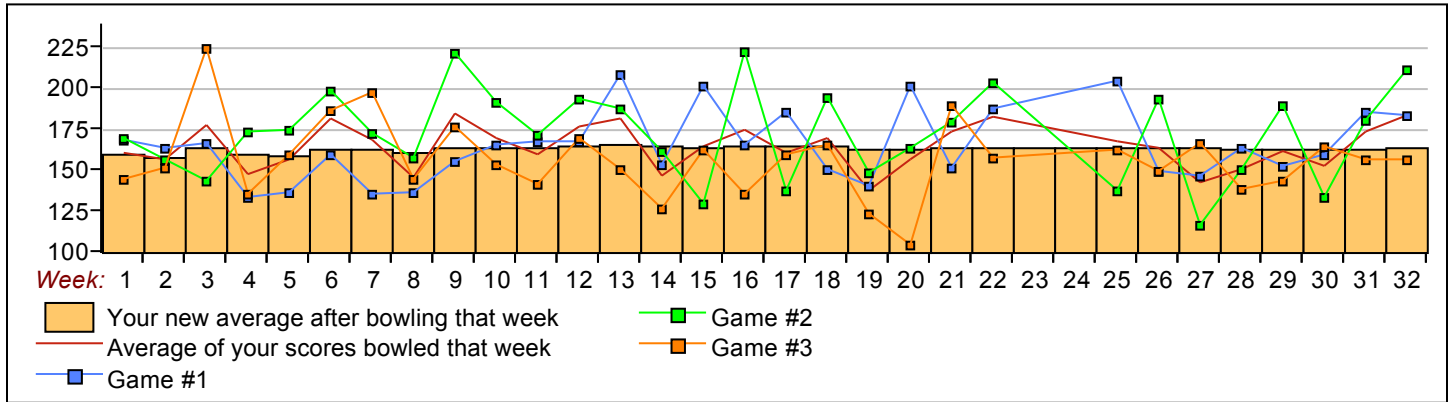
### End of 1st part

17	12/19/10	165	185	137	159	481	8427	51	165.24	- 165.54	= -0.31	224	552	22.0	29.0	43.14%
18	12/26/10	165	150	194	165	509	8936	54	165.48	- 165.24	= 0.25	224	552	23.0	31.0	42.59%
19	01/02/11	165	140	148	123	411	9347	57	163.98	- 165.48	= -1.50	224	552	24.0	33.0	42.11%
20	01/09/11	163	201	163	104	468	9815	60	163.58	- 163.98	= -0.40	224	552	25.0	35.0	41.67%
21	01/16/11	163	151	179	189	519	10334	63	164.03	- 163.58	= 0.45	224	552	27.0	36.0	42.86%
22	01/23/11	164	187	203	157	547	10881	66	164.86	- 164.03	= 0.83	224	552	29.0	37.0	43.94%
23	01/30/11	164	a144	a144	a144	432	10881	66	164.86	- 164.86	= 0.00	224	552	29.0	40.0	42.03%
24	01/30/11	164	a144	a144	a144	432	10881	66	164.86	- 164.86	= 0.00	224	552	29.0	43.0	40.28%
25	02/06/11	164	204	137	162	503	11384	69	164.99	- 164.86	= 0.12	224	552	30.0	45.0	40.00%
26	02/13/11	164	149	193	149	491	11875	72	164.93	- 164.99	= -0.05	224	552	32.0	46.0	41.03%
27	02/13/11	164	146	116	166	428	12303	75	164.04	- 164.93	= -0.89	224	552	33.0	48.0	40.74%
28	02/20/11	164	163	150	138	451	12754	78	163.51	- 164.04	= -0.53	224	552	33.0	51.0	39.29%
29	02/27/11	163	152	189	143	484	13238	81	163.43	- 163.51	= -0.08	224	552	33.0	54.0	37.93%
30	02/27/11	163	159	133	164	456	13694	84	163.02	- 163.43	= -0.41	224	552	34.5	55.5	38.33%
31	03/06/11	163	185	180	156	521	14215	87	163.39	- 163.02	= 0.37	224	552	35.5	57.5	38.17%
32	03/13/11	163	183	211	156	550	14765	90	164.06	- 163.39	= 0.66	224	552	38.0	58.0	39.58%

<100	100's	125's	150's	175's	200's	225's	250's	275's	300's
	3	22	39	17	9				
<400	400's	450's	500's	550's	600's	650's	700's	750's	800's
	5	11	12	2					

**Ave of Game 1** 164.40    **Ave of Game 2** 171.67    **Ave of Game 3** 156.10

High game of 224 on week 3    High series of 552 on week 9    High average of 166.46 after bowling week 13  
 Low game of 104 on week 20    Low series of 411 on week 19    Low average of 158.50 after bowling week 2



# Sunday Morning Threesome

Sunday 9:00 AM

Classic Lanes

Lanes 3 - 16

Note: This report includes information through March 13 which is week 32 of 32

## Michelle Secora's Bowling Record - Team 3: Thats What She Said

Week	Bowling No.	Old Date	Old Ave	-1-	-2-	-3-	Total	Pins	Gms	---Average Change---			High Game	High Sers	Points Won	Points Lost	%Won
										New	Old	---> +/-					
1	09/12/10	bk161	155	176	160	491	491	3	163.67	-	0.00	= 163.67	176	491	3.0		100.00%
2	09/19/10	bk161	a141	a141	a141	429	491	3	163.67	-	163.67	= 0.00	176	491	3.0		100.00%
3	09/26/10	bk161				0	491	3	163.67	-	163.67	= 0.00	176	491	3.0		100.00%
4	10/03/10	bk161				0	491	3	163.67	-	163.67	= 0.00	176	491	3.0		100.00%
5	10/10/10	bk161				0	491	3	163.67	-	163.67	= 0.00	176	491	3.0		100.00%
6	10/17/10	bk161				0	491	3	163.67	-	163.67	= 0.00	176	491	3.0		100.00%
7	10/24/10	bk161				0	491	3	163.67	-	163.67	= 0.00	176	491	3.0		100.00%
8	10/24/10	bk161				0	491	3	163.67	-	163.67	= 0.00	176	491	3.0		100.00%
9	10/31/10	bk161	155	200	176	531	1022	6	170.33	-	163.67	= 6.67	200	531	5.0	1.0	83.33%
10	11/07/10	bk161				0	1022	6	170.33	-	170.33	= 0.00	200	531	5.0	1.0	83.33%
11	11/07/10	bk161				0	1022	6	170.33	-	170.33	= 0.00	200	531	5.0	1.0	83.33%
12	11/14/10	bk161				0	1022	6	170.33	-	170.33	= 0.00	200	531	5.0	1.0	83.33%
13	11/14/10	bk161				0	1022	6	170.33	-	170.33	= 0.00	200	531	5.0	1.0	83.33%
14	11/28/10	bk161				0	1022	6	170.33	-	170.33	= 0.00	200	531	5.0	1.0	83.33%
15	12/05/10	bk161				0	1022	6	170.33	-	170.33	= 0.00	200	531	5.0	1.0	83.33%
16	12/12/10	bk161				0	1022	6	170.33	-	170.33	= 0.00	200	531	5.0	1.0	83.33%

## End of 1st part

17	12/19/10	170				0	1022	6	170.33	-	170.33	= 0.00	200	531	5.0	1.0	83.33%
18	12/26/10	170				0	1022	6	170.33	-	170.33	= 0.00	200	531	5.0	1.0	83.33%
19	01/02/11	170				0	1022	6	170.33	-	170.33	= 0.00	200	531	5.0	1.0	83.33%
20	01/09/11	170				0	1022	6	170.33	-	170.33	= 0.00	200	531	5.0	1.0	83.33%
21	01/16/11	170				0	1022	6	170.33	-	170.33	= 0.00	200	531	5.0	1.0	83.33%
22	01/23/11	170				0	1022	6	170.33	-	170.33	= 0.00	200	531	5.0	1.0	83.33%
23	01/30/11	170				0	1022	6	170.33	-	170.33	= 0.00	200	531	5.0	1.0	83.33%
24	01/30/11	170				0	1022	6	170.33	-	170.33	= 0.00	200	531	5.0	1.0	83.33%
25	02/06/11	170				0	1022	6	170.33	-	170.33	= 0.00	200	531	5.0	1.0	83.33%
26	02/13/11	170				0	1022	6	170.33	-	170.33	= 0.00	200	531	5.0	1.0	83.33%
27	02/13/11	170				0	1022	6	170.33	-	170.33	= 0.00	200	531	5.0	1.0	83.33%
28	02/20/11	170				0	1022	6	170.33	-	170.33	= 0.00	200	531	5.0	1.0	83.33%
29	02/27/11	170				0	1022	6	170.33	-	170.33	= 0.00	200	531	5.0	1.0	83.33%
30	02/27/11	170				0	1022	6	170.33	-	170.33	= 0.00	200	531	5.0	1.0	83.33%
31	03/06/11	170				0	1022	6	170.33	-	170.33	= 0.00	200	531	5.0	1.0	83.33%
32	03/13/11	170				0	1022	6	170.33	-	170.33	= 0.00	200	531	5.0	1.0	83.33%

<100	100's	125's	150's	175's	200's	225's	250's	275's	300's
			3	2	1				
<400	400's	450's	500's	550's	600's	650's	700's	750's	800's
		1	1						

**Ave of Game 1**    **Ave of Game 2**    **Ave of Game 3**  
 155.00                      188.00                      168.00

High game of 200 on week 9    High series of 531 on week 9    High average of 170.33 after bowling week 9  
 Low game of 155 on week 1    Low series of 491 on week 1    Low average of 163.67 after bowling week 1

