

Sunday Morning Threesome

Sunday 9:00 AM

Classic Lanes

Lanes 3 - 16

Note: This report includes information through March 13 which is week 32 of 32

Team 4: Stanmart

Name	Pins	Gms	True Average	Book Ave	High Game	High Sers	Points Won	Points Lost	%Won
Martinez, Rick	16928	93	182.02	182	275	692	49.0	44.0	52.69%
Staniak Jr, Robert	19042	93	204.75	208	259	718	49.5	43.5	53.23%
Staniak Sr, Robert	21657	96	225.59	231	290	792	62.0	34.0	64.58%
Glosksine, Rose	1040	6	173.33	183	196	529	1.0	5.0	16.67%

Team History

Week	Bowling No.	Date	Opp. Team	-1-	-2-	-3-	Total	Last Wk WON	Last Wk Lost	Points Won	Points Lost	Year-To-Date WON	Y-T-D LOST	High Game	High Sers
1	09/12/10	3	563	659	494	1716	4	12	4	12	4	12	659	1716	
2	09/19/10	14	486	528	553	1567	10	6	14	18	14	18	659	1716	
3	09/26/10	2	551	495	542	1588	3	13	17	31	17	31	659	1716	
4	10/03/10	12	575	621	591	1787	11	5	28	36	28	36	659	1787	
5	10/10/10	11	556	714	548	1818	11	5	39	41	39	41	714	1818	
6	10/17/10	6	564	617	596	1777	14	2	53	43	53	43	714	1818	
7	10/24/10	8	655	586	637	1878	11	5	64	48	64	48	714	1878	
8	10/24/10	10	608	636	520	1764	4	12	68	60	68	60	714	1878	
9	10/31/10	2	551	598	627	1776	6	10	74	70	74	70	714	1878	
10	11/07/10	7	619	597	622	1838	10	6	84	76	84	76	714	1878	
11	11/07/10	9	620	596	597	1813	6	10	90	86	90	86	714	1878	
12	11/14/10	11	554	600	566	1720	9	7	99	93	99	93	714	1878	
13	11/14/10	1	610	610	696	1916	9	7	108	100	108	100	714	1916	
14	11/28/10	13	557	722	629	1908	10	6	118	106	118	106	722	1916	
15	12/05/10	5	669	633	662	1964	14	2	132	108	132	108	722	1964	
16	12/12/10	5	500	634	609	1743	6	10	138	118	138	118	722	1964	

End of 1st part

17	12/19/10	3	557	661	650	1868	10	6	10	6	148	124	722	1964
18	12/26/10	14	551	662	650	1863	9	7	19	13	157	131	722	1964
19	01/02/11	2	609	687	728	2024	10	6	29	19	167	137	728	2024
20	01/09/11	12	544	618	602	1764	6	10	35	29	173	147	728	2024
21	01/16/11	2	595	723	657	1975	13½	2½	48½	31½	186½	149½	728	2024
22	01/23/11	6	592	644	624	1860	10	6	58½	37½	196½	155½	728	2024
23	01/30/11	8	609	593	600	1802	11	5	69½	42½	207½	160½	728	2024
24	01/30/11	10	634	626	589	1849	6	10	75½	52½	213½	170½	728	2024
25	02/06/11	7	710	658	571	1939	11	5	86½	57½	224½	175½	728	2024
26	02/13/11	9	642	758	604	2004	13	3	99½	60½	237½	178½	758	2024
27	02/13/11	11	660	632	625	1917	15	1	114½	61½	252½	179½	758	2024
28	02/20/11	6	664	754	703	2121	14	2	128½	63½	266½	181½	758	2121
29	02/27/11	1	600	508	529	1637	1	15	129½	78½	267½	196½	758	2121
30	02/27/11	13	598	619	667	1884	11	5	140½	83½	278½	201½	758	2121
31	03/06/11	5	638	571	603	1812	13	3	153½	86½	291½	204½	758	2121
32	03/13/11	6	563	633	579	1775	7	9	160½	95½	298½	213½	758	2121

Sunday Morning Threesome

Sunday 9:00 AM

Classic Lanes

Lanes 3 - 16

Note: This report includes information through March 13 which is week 32 of 32

Rick Martinez's Bowling Record - Team 4: Stanmart

Week No.	Bowling Date	Old Ave	---Average Change---			Pins	Gms	---Average Change---			High Game	High Sers	Points Won	Points Lost	%Won			
			-1-	-2-	-3-			Total	New - Old	---> +/-								
1	09/12/10	bk182	161	189	153	503	503	3	167.67	-	0.00	=	167.67	189	503	3.0	3.0	0.00%
2	09/19/10	bk182	178	132	181	491	994	6	165.67	-	167.67	=	-2.00	189	503	3.0	3.0	50.00%
3	09/26/10	bk182	139	146	125	410	1404	9	156.00	-	165.67	=	-9.67	189	503	3.0	6.0	33.33%
4	10/03/10	156	151	154	110	415	1819	12	151.58	-	156.00	=	-4.42	189	503	3.0	9.0	25.00%
5	10/10/10	151	148	190	181	519	2338	15	155.87	-	151.58	=	4.28	190	519	6.0	9.0	40.00%
6	10/17/10	155	153	163	223	539	2877	18	159.83	-	155.87	=	3.97	223	539	8.0	10.0	44.44%
7	10/24/10	159	213	182	202	597	3474	21	165.43	-	159.83	=	5.60	223	597	11.0	10.0	52.38%
8	10/24/10	165				0	3474	21	165.43	-	165.43	=	0.00	223	597	11.0	10.0	52.38%
9	10/31/10	165	192	149	182	523	3997	24	166.54	-	165.43	=	1.11	223	597	13.0	11.0	54.17%
10	11/07/10	166	152	211	194	557	4554	27	168.67	-	166.54	=	2.13	223	597	14.0	13.0	51.85%
11	11/07/10	168	212	174	199	585	5139	30	171.30	-	168.67	=	2.63	223	597	15.0	15.0	50.00%
12	11/14/10	171	152	182	187	521	5660	33	171.52	-	171.30	=	0.22	223	597	18.0	15.0	54.55%
13	11/14/10	171	180	137	258	575	6235	36	173.19	-	171.52	=	1.68	258	597	19.0	17.0	52.78%
14	11/28/10	173	169	252	192	613	6848	39	175.59	-	173.19	=	2.40	258	613	20.0	19.0	51.28%
15	12/05/10	175	210	153	190	553	7401	42	176.21	-	175.59	=	0.62	258	613	21.0	21.0	50.00%
16	12/12/10	176	138	163	149	450	7851	45	174.47	-	176.21	=	-1.75	258	613	21.0	24.0	46.67%

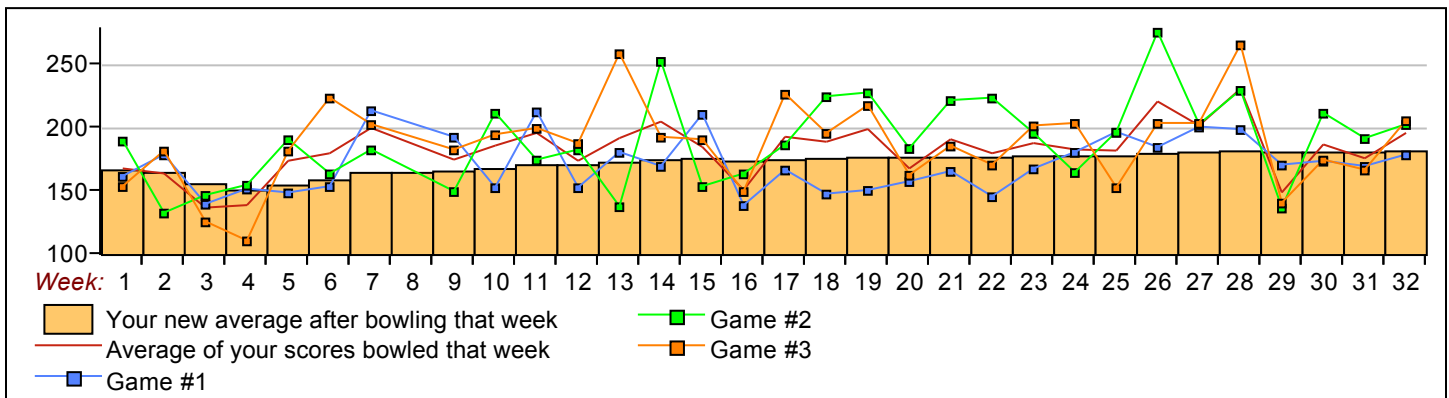
End of 1st part

17	12/19/10	174	166	186	226	578	8429	48	175.60	-	174.47	=	1.14	258	613	23.0	25.0	47.92%
18	12/26/10	175	147	224	195	566	8995	51	176.37	-	175.60	=	0.77	258	613	25.0	26.0	49.02%
19	01/02/11	176	150	227	217	594	9589	54	177.57	-	176.37	=	1.20	258	613	27.0	27.0	50.00%
20	01/09/11	177	157	183	162	502	10091	57	177.04	-	177.57	=	-0.54	258	613	30.0	27.0	52.63%
21	01/16/11	177	165	221	185	571	10662	60	177.70	-	177.04	=	0.66	258	613	32.0	28.0	53.33%
22	01/23/11	177	145	223	170	538	11200	63	177.78	-	177.70	=	0.08	258	613	33.0	30.0	52.38%
23	01/30/11	177	167	195	201	563	11763	66	178.23	-	177.78	=	0.45	258	613	35.0	31.0	53.03%
24	01/30/11	178	180	164	203	547	12310	69	178.41	-	178.23	=	0.18	258	613	36.0	33.0	52.17%
25	02/06/11	178	196	196	152	544	12854	72	178.53	-	178.41	=	0.12	258	613	38.0	34.0	52.78%
26	02/13/11	178	184	275	203	662	13516	75	180.21	-	178.53	=	1.69	275	662	40.0	35.0	53.33%
27	02/13/11	180	200	202	203	605	14121	78	181.04	-	180.21	=	0.83	275	662	43.0	35.0	55.13%
28	02/20/11	181	198	229	265	692	14813	81	182.88	-	181.04	=	1.84	275	692	46.0	35.0	56.79%
29	02/27/11	182	170	136	140	446	15259	84	181.65	-	182.88	=	-1.22	275	692	46.0	38.0	54.76%
30	02/27/11	181	173	211	174	558	15817	87	181.80	-	181.65	=	0.15	275	692	47.0	40.0	54.02%
31	03/06/11	181	169	191	166	526	16343	90	181.59	-	181.80	=	-0.22	275	692	48.0	42.0	53.33%
32	03/13/11	181	178	202	205	585	16928	93	182.02	-	181.59	=	0.43	275	692	49.0	44.0	52.69%

<u><100</u>	<u>100's</u>	<u>125's</u>	<u>150's</u>	<u>175's</u>	<u>200's</u>	<u>225's</u>	<u>250's</u>	<u>275's</u>	<u>300's</u>
	1	13	26	27	19	3	3	1	
<u><400</u>	<u>400's</u>	<u>450's</u>	<u>500's</u>	<u>550's</u>	<u>600's</u>	<u>650's</u>	<u>700's</u>	<u>750's</u>	<u>800's</u>
	3	2	10	12	2	2			

Ave of Game 1 Ave of Game 2 Ave of Game 3
 170.74 188.45 186.87

High game of **275** on week **26** High series of **692** on week **28** High average of **182.88** after bowling week **28**
 Low game of **110** on week **4** Low series of **410** on week **3** Low average of **151.58** after bowling week **4**



Sunday Morning Threesome

Sunday 9:00 AM

Classic Lanes

Lanes 3 - 16

Note: This report includes information through March 13 which is week 32 of 32

Robert Staniak Jr's Bowling Record - Team 4: Stanmart

Week No.	Bowling Date	Old Ave	---Average Change---			Total	Pins	Gms	---Average Change---			High Game	High Sers	Points Won	Points Lost	%Won
			-1-	-2-	-3-				New - Old	---> +/-						
1	09/12/10	bk208	215	191	178	584	584	3	194.67	- 0.00	= 194.67	215	584	1.0	2.0	33.33%
2	09/19/10	bk208				0	584	3	194.67	- 194.67	= 0.00	215	584	1.0	2.0	33.33%
3	09/26/10	bk208	189	166	203	558	1142	6	190.33	- 194.67	= -4.33	215	584	2.0	4.0	33.33%
4	10/03/10	bk208	200	209	204	613	1755	9	195.00	- 190.33	= 4.67	215	613	3.0	6.0	33.33%
5	10/10/10	195	207	257	197	661	2416	12	201.33	- 195.00	= 6.33	257	661	5.0	7.0	41.67%
6	10/17/10	201	185	215	186	586	3002	15	200.13	- 201.33	= -1.20	257	661	8.0	7.0	53.33%
7	10/24/10	200	227	202	178	607	3609	18	200.50	- 200.13	= 0.37	257	661	9.0	9.0	50.00%
8	10/24/10	200	234	255	213	702	4311	21	205.29	- 200.50	= 4.79	257	702	12.0	9.0	57.14%
9	10/31/10	205	194	194	200	588	4899	24	204.13	- 205.29	= -1.16	257	702	12.0	12.0	50.00%
10	11/07/10	204	233	192	191	616	5515	27	204.26	- 204.13	= 0.13	257	702	14.0	13.0	51.85%
11	11/07/10	204	180	187	151	518	6033	30	201.10	- 204.26	= -3.16	257	702	15.0	15.0	50.00%
12	11/14/10	201	174	196	203	573	6606	33	200.18	- 201.10	= -0.92	257	702	17.0	16.0	51.52%
13	11/14/10	200	217	259	159	635	7241	36	201.14	- 200.18	= 0.96	259	702	18.0	18.0	50.00%
14	11/28/10	201	179	215	210	604	7845	39	201.15	- 201.14	= 0.01	259	702	19.0	20.0	48.72%
15	12/05/10	201	234	232	224	690	8535	42	203.21	- 201.15	= 2.06	259	702	22.0	20.0	52.38%
16	12/12/10	203	209	192	214	615	9150	45	203.33	- 203.21	= 0.12	259	702	24.0	21.0	53.33%

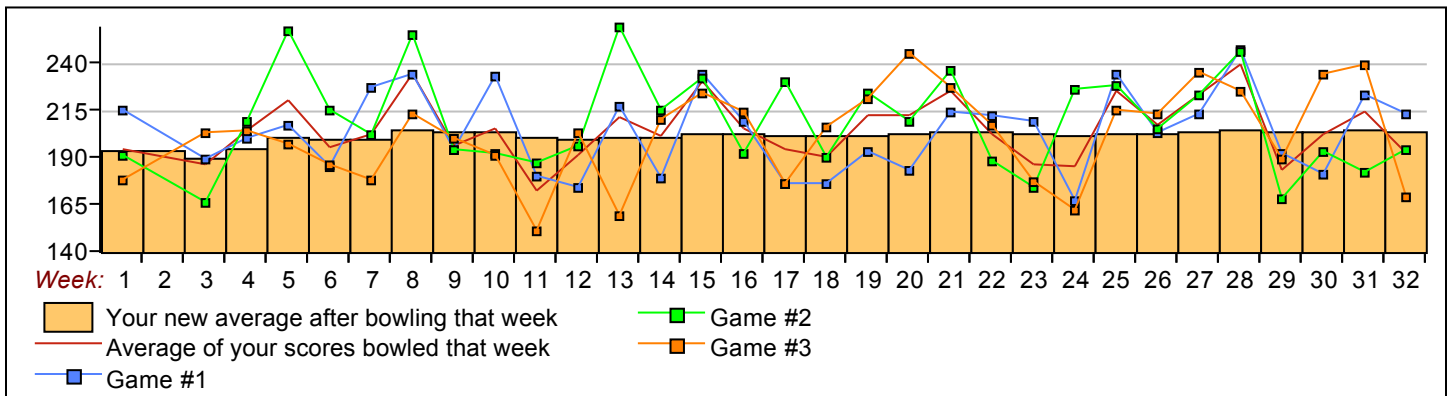
End of 1st part

17	12/19/10	203	176	230	176	582	9732	48	202.75	- 203.33	= -0.58	259	702	25.0	23.0	52.08%
18	12/26/10	202	176	190	206	572	10304	51	202.04	- 202.75	= -0.71	259	702	25.0	26.0	49.02%
19	01/02/11	202	193	224	221	638	10942	54	202.63	- 202.04	= 0.59	259	702	25.0	29.0	46.30%
20	01/09/11	202	183	209	245	637	11579	57	203.14	- 202.63	= 0.51	259	702	26.0	31.0	45.61%
21	01/16/11	203	214	236	227	677	12256	60	204.27	- 203.14	= 1.13	259	702	28.5	31.5	47.50%
22	01/23/11	204	212	188	207	607	12863	63	204.17	- 204.27	= -0.09	259	702	30.5	32.5	48.41%
23	01/30/11	204	209	174	177	560	13423	66	203.38	- 204.17	= -0.80	259	702	31.5	34.5	47.73%
24	01/30/11	203	167	226	162	555	13978	69	202.58	- 203.38	= -0.80	259	702	32.5	36.5	47.10%
25	02/06/11	202	234	228	215	677	14655	72	203.54	- 202.58	= 0.96	259	702	35.5	36.5	49.31%
26	02/13/11	203	203	205	213	621	15276	75	203.68	- 203.54	= 0.14	259	702	37.5	37.5	50.00%
27	02/13/11	203	213	223	235	671	15947	78	204.45	- 203.68	= 0.77	259	702	40.5	37.5	51.92%
28	02/20/11	204	247	246	225	718	16665	81	205.74	- 204.45	= 1.29	259	718	43.5	37.5	53.70%
29	02/27/11	205	192	168	189	549	17214	84	204.93	- 205.74	= -0.81	259	718	43.5	40.5	51.79%
30	02/27/11	204	181	193	234	608	17822	87	204.85	- 204.93	= -0.08	259	718	45.5	41.5	52.30%
31	03/06/11	204	223	182	239	644	18466	90	205.18	- 204.85	= 0.33	259	718	47.5	42.5	52.78%
32	03/13/11	205	213	194	169	576	19042	93	204.75	- 205.18	= -0.43	259	718	49.5	43.5	53.23%

<100	100's	125's	150's	175's	200's	225's	250's	275's	300's
			9	30	33	18	3		
<400	400's	450's	500's	550's	600's	650's	700's	750's	800's
			2	10	12	5	2		

Ave of Game 1 203.65 **Ave of Game 2** 208.97 **Ave of Game 3** 201.65

High game of 259 on week 13 High series of 718 on week 28 High average of 205.74 after bowling week 28
 Low game of 151 on week 11 Low series of 518 on week 11 Low average of 190.33 after bowling week 3



Sunday Morning Threesome

Sunday 9:00 AM

Classic Lanes

Lanes 3 - 16

Note: This report includes information through March 13 which is week 32 of 32

Robert Staniak Sr's Bowling Record - Team 4: Stanmart

Week No.	Bowling Date	Old Ave	---Average Change---			Pins	Gms	---Average Change---			High Game	High Sers	Points Won	Points Lost	%Won		
			-1-	-2-	-3-			Total	New - Old	--> +/-							
1	09/12/10 bk231	187	279	163	629	629	3	209.67	-	0.00	= 209.67	279	629	1.0	2.0	33.33%	
2	09/19/10 bk231	160	200	205	565	1194	6	199.00	-	209.67	= -10.67	279	629	2.0	4.0	33.33%	
3	09/26/10 bk231	223	183	214	620	1814	9	201.56	-	199.00	= 2.56	279	629	4.0	5.0	44.44%	
4	10/03/10	201	224	258	277	759	2573	12	214.42	-	201.56	= 12.86	279	759	7.0	5.0	58.33%
5	10/10/10	214	201	267	170	638	3211	15	214.07	-	214.42	= -0.35	279	759	8.0	7.0	53.33%
6	10/17/10	214	226	239	187	652	3863	18	214.61	-	214.07	= 0.54	279	759	10.0	8.0	55.56%
7	10/24/10	214	215	202	257	674	4537	21	216.05	-	214.61	= 1.44	279	759	12.0	9.0	57.14%
8	10/24/10	216	193	189	151	533	5070	24	211.25	-	216.05	= -4.80	279	759	13.0	11.0	54.17%
9	10/31/10	211	165	255	245	665	5735	27	212.41	-	211.25	= 1.16	279	759	15.0	12.0	55.56%
10	11/07/10	212	234	194	237	665	6400	30	213.33	-	212.41	= 0.93	279	759	17.0	13.0	56.67%
11	11/07/10	213	228	235	247	710	7110	33	215.45	-	213.33	= 2.12	279	759	19.0	14.0	57.58%
12	11/14/10	215	228	222	176	626	7736	36	214.89	-	215.45	= -0.57	279	759	20.0	16.0	55.56%
13	11/14/10	214	213	214	279	706	8442	39	216.46	-	214.89	= 1.57	279	759	22.0	17.0	56.41%
14	11/28/10	216	209	255	227	691	9133	42	217.45	-	216.46	= 0.99	279	759	25.0	17.0	59.52%
15	12/05/10	217	225	248	248	721	9854	45	218.98	-	217.45	= 1.53	279	759	28.0	17.0	62.22%
16	12/12/10	218	153	279	246	678	10532	48	219.42	-	218.98	= 0.44	279	759	30.0	18.0	62.50%

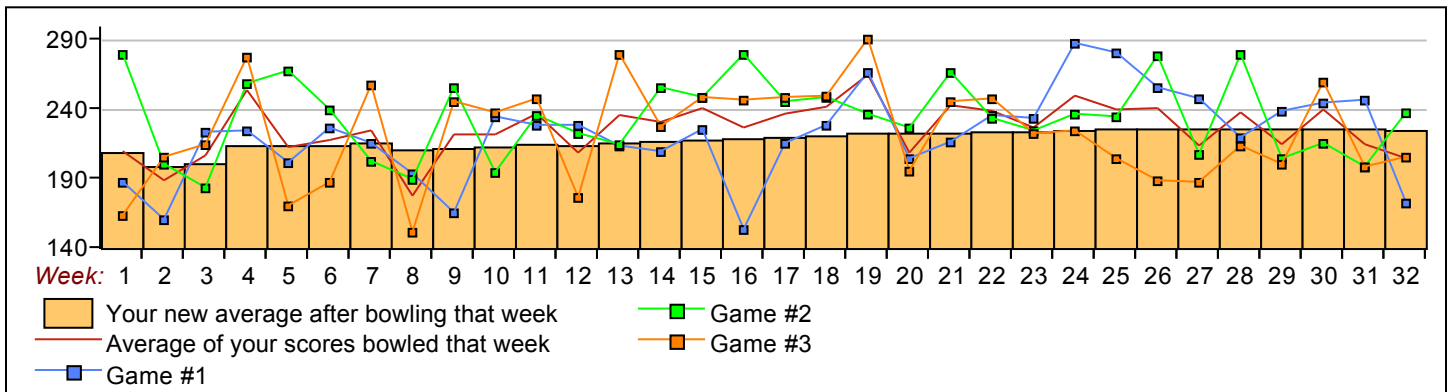
End of 1st part

17	12/19/10	219	215	245	248	708	11240	51	220.39	-	219.42	= 0.98	279	759	32.0	19.0	62.75%
18	12/26/10	220	228	248	249	725	11965	54	221.57	-	220.39	= 1.18	279	759	34.0	20.0	62.96%
19	01/02/11	221	266	236	290	792	12757	57	223.81	-	221.57	= 2.23	290	792	37.0	20.0	64.91%
20	01/09/11	223	204	226	195	625	13382	60	223.03	-	223.81	= -0.77	290	792	37.0	23.0	61.67%
21	01/16/11	223	216	266	245	727	14109	63	223.95	-	223.03	= 0.92	290	792	40.0	23.0	63.49%
22	01/23/11	223	235	233	247	715	14824	66	224.61	-	223.95	= 0.65	290	792	42.0	24.0	63.64%
23	01/30/11	224	233	224	222	679	15503	69	224.68	-	224.61	= 0.08	290	792	45.0	24.0	65.22%
24	01/30/11	224	287	236	224	747	16250	72	225.69	-	224.68	= 1.01	290	792	47.0	25.0	65.28%
25	02/06/11	225	280	234	204	718	16968	75	226.24	-	225.69	= 0.55	290	792	48.0	27.0	64.00%
26	02/13/11	226	255	278	188	721	17689	78	226.78	-	226.24	= 0.54	290	792	50.0	28.0	64.10%
27	02/13/11	226	247	207	187	641	18330	81	226.30	-	226.78	= -0.49	290	792	52.0	29.0	64.20%
28	02/20/11	226	219	279	213	711	19041	84	226.68	-	226.30	= 0.38	290	792	53.0	31.0	63.10%
29	02/27/11	226	238	204	200	642	19683	87	226.24	-	226.68	= -0.44	290	792	54.0	33.0	62.07%
30	02/27/11	226	244	215	259	718	20401	90	226.68	-	226.24	= 0.44	290	792	57.0	33.0	63.33%
31	03/06/11	226	246	198	198	642	21043	93	226.27	-	226.68	= -0.41	290	792	60.0	33.0	64.52%
32	03/13/11	226	172	237	205	614	21657	96	225.59	-	226.27	= -0.68	290	792	62.0	34.0	64.58%

<100	100's	125's	150's	175's	200's	225's	250's	275's	300's
			7	12	26	33	9	9	
<400	400's	450's	500's	550's	600's	650's	700's	750's	800's
			1	1	9	7	12	2	

Ave of Game 1 220.91 **Ave of Game 2** 233.91 **Ave of Game 3** 221.97

High game of 290 on week 19 High series of 792 on week 19 High average of 226.78 after bowling week 26
 Low game of 151 on week 8 Low series of 533 on week 8 Low average of 199.00 after bowling week 2



Sunday Morning Threesome

Sunday 9:00 AM

Classic Lanes

Lanes 3 - 16

Note: This report includes information through March 13 which is week 32 of 32

Rose Gloskine's Bowling Record - Team 4: Stanmart

Week No.	Bowling Date	Old Ave	---Average Change---			Pins	Gms	---Average Change---			High Game	High Sers	Points Won	Points Lost	%Won	
			-1-	-2-	-3-			Total	New	Old						---> +/-
1	09/12/10	bk183				0	0				= 0.00	0	0		0.00%	
2	09/19/10	bk183	148	196	167	511	511	3	170.33	- 0.00	= 170.33	196	511	1.0	2.0	33.33%
3	09/26/10	bk183				0	511	3	170.33	- 170.33	= 0.00	196	511	1.0	2.0	33.33%
4	10/03/10	bk183				0	511	3	170.33	- 170.33	= 0.00	196	511	1.0	2.0	33.33%
5	10/10/10	bk183				0	511	3	170.33	- 170.33	= 0.00	196	511	1.0	2.0	33.33%
6	10/17/10	bk183				0	511	3	170.33	- 170.33	= 0.00	196	511	1.0	2.0	33.33%
7	10/24/10	bk183				0	511	3	170.33	- 170.33	= 0.00	196	511	1.0	2.0	33.33%
8	10/24/10	bk183	181	192	156	529	1040	6	173.33	- 170.33	= 3.00	196	529	1.0	5.0	16.67%
9	10/31/10	bk183				0	1040	6	173.33	- 173.33	= 0.00	196	529	1.0	5.0	16.67%
10	11/07/10	bk183				0	1040	6	173.33	- 173.33	= 0.00	196	529	1.0	5.0	16.67%
11	11/07/10	bk183				0	1040	6	173.33	- 173.33	= 0.00	196	529	1.0	5.0	16.67%
12	11/14/10	bk183				0	1040	6	173.33	- 173.33	= 0.00	196	529	1.0	5.0	16.67%
13	11/14/10	bk183				0	1040	6	173.33	- 173.33	= 0.00	196	529	1.0	5.0	16.67%
14	11/28/10	bk183				0	1040	6	173.33	- 173.33	= 0.00	196	529	1.0	5.0	16.67%
15	12/05/10	bk183				0	1040	6	173.33	- 173.33	= 0.00	196	529	1.0	5.0	16.67%
16	12/12/10	bk183				0	1040	6	173.33	- 173.33	= 0.00	196	529	1.0	5.0	16.67%

End of 1st part

17	12/19/10	173				0	1040	6	173.33	- 173.33	= 0.00	196	529	1.0	5.0	16.67%
18	12/26/10	173				0	1040	6	173.33	- 173.33	= 0.00	196	529	1.0	5.0	16.67%
19	01/02/11	173				0	1040	6	173.33	- 173.33	= 0.00	196	529	1.0	5.0	16.67%
20	01/09/11	173				0	1040	6	173.33	- 173.33	= 0.00	196	529	1.0	5.0	16.67%
21	01/16/11	173				0	1040	6	173.33	- 173.33	= 0.00	196	529	1.0	5.0	16.67%
22	01/23/11	173				0	1040	6	173.33	- 173.33	= 0.00	196	529	1.0	5.0	16.67%
23	01/30/11	173				0	1040	6	173.33	- 173.33	= 0.00	196	529	1.0	5.0	16.67%
24	01/30/11	173				0	1040	6	173.33	- 173.33	= 0.00	196	529	1.0	5.0	16.67%
25	02/06/11	173				0	1040	6	173.33	- 173.33	= 0.00	196	529	1.0	5.0	16.67%
26	02/13/11	173				0	1040	6	173.33	- 173.33	= 0.00	196	529	1.0	5.0	16.67%
27	02/13/11	173				0	1040	6	173.33	- 173.33	= 0.00	196	529	1.0	5.0	16.67%
28	02/20/11	173				0	1040	6	173.33	- 173.33	= 0.00	196	529	1.0	5.0	16.67%
29	02/27/11	173				0	1040	6	173.33	- 173.33	= 0.00	196	529	1.0	5.0	16.67%
30	02/27/11	173				0	1040	6	173.33	- 173.33	= 0.00	196	529	1.0	5.0	16.67%
31	03/06/11	173				0	1040	6	173.33	- 173.33	= 0.00	196	529	1.0	5.0	16.67%
32	03/13/11	173				0	1040	6	173.33	- 173.33	= 0.00	196	529	1.0	5.0	16.67%

<u><100</u>	<u>100's</u>	<u>125's</u>	<u>150's</u>	<u>175's</u>	<u>200's</u>	<u>225's</u>	<u>250's</u>	<u>275's</u>	<u>300's</u>
		1	2	3					
<u><400</u>	<u>400's</u>	<u>450's</u>	<u>500's</u>	<u>550's</u>	<u>600's</u>	<u>650's</u>	<u>700's</u>	<u>750's</u>	<u>800's</u>
			2						

Ave of Game 1 Ave of Game 2 Ave of Game 3

164.50 194.00 161.50

High game of 196 on week 2 High series of 529 on week 8 High average of 173.33 after bowling week 8
 Low game of 148 on week 2 Low series of 511 on week 2 Low average of 170.33 after bowling week 2

