

# Sunday Morning Threesome

Sunday 9:00 AM

## Classic Lanes

Lanes 3 - 16

Note: This report includes information through March 13 which is week 32 of 32

**Team 6: Pomp's Tire Service Inc**

Name	Pins	Gms	True Average	Book Ave	High Game	High Sers	Points Won	Points Lost	%Won
Guida Sr, Nick	19411	93	208.72	202	277	721	49.5	43.5	53.23%
Secora Jr, John	20537	96	213.93	220	268	748	54.0	42.0	56.25%
Guida, John	16445	78	210.83	214	300	750	42.5	35.5	54.49%
Schwalbach, Jeff	4297	21	204.62	204	257	646	9.0	12.0	42.86%

**Team History**

Week	Bowling No.	Date	Opp. Team	-1-	-2-	-3-	Total	Last Wk WON	Last Wk Lost	Points Won	Points Lost	Year-To-Date WON	Y-T-D LOST	High Game	High Sers
1	09/12/10	5	638	638	604	1880	15	1	15	1	15	15	1	638	1880
2	09/19/10	13	552	621	645	1818	6	10	21	11	21	21	11	645	1880
3	09/26/10	7	551	659	612	1822	8	8	29	19	29	29	19	659	1880
4	10/03/10	9	635	672	632	1939	11	5	40	24	40	40	24	672	1939
5	10/10/10	13	596	693	537	1826	4	12	44	36	44	44	36	693	1939
6	10/17/10	4	529	627	627	1783	2	14	46	50	46	46	50	693	1939
7	10/24/10	1	586	687	705	1978	10	6	56	56	56	56	56	705	1978
8	10/24/10	8	618	612	585	1815	5	11	61	67	61	61	67	705	1978
9	10/31/10	10	716	703	623	2042	10	6	71	73	71	71	73	716	2042
10	11/07/10	10	635	593	686	1914	7	9	78	82	78	78	82	716	2042
11	11/07/10	14	665	718	618	2001	7	9	85	91	85	85	91	718	2042
12	11/14/10	2	625	583	598	1806	7½	8½	92½	99½	92½	92½	99½	718	2042
13	11/14/10	3	514	731	610	1855	10	6	102½	105½	102½	102½	105½	731	2042
14	11/28/10	11	571	633	633	1837	6	10	108½	115½	108½	108½	115½	731	2042
15	12/05/10	12	534	677	602	1813	7	9	115½	124½	115½	115½	124½	731	2042
16	12/12/10	11	638	585	739	1962	8	8	123½	132½	123½	123½	132½	739	2042

**End of 1st part**

17	12/19/10	5	637	644	581	1862	8	8	8	8	131½	140½	739	2042
18	12/26/10	13	658	613	569	1840	11	5	19	13	142½	145½	739	2042
19	01/02/11	7	639	657	662	1958	11	5	30	18	153½	150½	739	2042
20	01/09/11	9	650	586	588	1824	7	9	37	27	160½	159½	739	2042
21	01/16/11	10	613	644	666	1923	11	5	48	32	171½	164½	739	2042
22	01/23/11	4	570	616	688	1874	6	10	54	42	177½	174½	739	2042
23	01/30/11	1	653	623	589	1865	13	3	67	45	190½	177½	739	2042
24	01/30/11	8	641	576	674	1891	8½	7½	75½	52½	199	185	739	2042
25	02/06/11	10	619	619	661	1899	11	5	86½	57½	210	190	739	2042
26	02/13/11	14	627	613	712	1952	11	5	97½	62½	221	195	739	2042
27	02/13/11	2	665	644	664	1973	10	6	107½	68½	231	201	739	2042
28	02/20/11	4	645	618	597	1860	2	14	109½	82½	233	215	739	2042
29	02/27/11	3	671	689	655	2015	13	3	122½	85½	246	218	739	2042
30	02/27/11	11	678	634	636	1948	7	9	129½	94½	253	227	739	2042
31	03/06/11	12	635	694	733	2062	12	4	141½	98½	265	231	739	2062
32	03/13/11	4	611	663	579	1853	9	7	150½	105½	274	238	739	2062

# Sunday Morning Threesome

Sunday 9:00 AM

## Classic Lanes

Lanes 3 - 16

Note: This report includes information through March 13 which is week 32 of 32

### Nick Guida's Bowling Record - Team 6: Pomp's Tire Service Inc

Week No.	Bowling Date	Old Ave	---Average Change---			Total	Pins	Gms	---Average Change---			High Game	High Sers	Points Won	Points Lost	%Won
			-1-	-2-	-3-				New	Old	---> +/-					
1	09/12/10	bk202	201	201	181	583	583	3	194.33	-	0.00	= 194.33	201	583	3.0	100.00%
2	09/19/10	bk202	172	277	233	682	1265	6	210.83	-	194.33	= 16.50	277	682	5.0	83.33%
3	09/26/10	bk202	182	192	202	576	1841	9	204.56	-	210.83	= -6.28	277	682	7.0	77.78%
4	10/03/10	204	217	238	200	655	2496	12	208.00	-	204.56	= 3.44	277	682	10.0	83.33%
5	10/10/10	208	195	225	174	594	3090	15	206.00	-	208.00	= -2.00	277	682	10.0	66.67%
6	10/17/10	206	173	188	178	539	3629	18	201.61	-	206.00	= -4.39	277	682	10.0	55.56%
7	10/24/10	201	158	203	222	583	4212	21	200.57	-	201.61	= -1.04	277	682	12.0	57.14%
8	10/24/10	200	246	212	185	643	4855	24	202.29	-	200.57	= 1.72	277	682	14.0	58.33%
9	10/31/10	202	214	235	246	695	5550	27	205.56	-	202.29	= 3.26	277	695	17.0	62.96%
10	11/07/10	205	235	154	207	596	6146	30	204.87	-	205.56	= -0.69	277	695	18.0	60.00%
11	11/07/10	204	222	214	194	630	6776	33	205.33	-	204.87	= 0.47	277	695	18.0	54.55%
12	11/14/10	205	218	170	172	560	7336	36	203.78	-	205.33	= -1.56	277	695	20.0	55.56%
13	11/14/10	203	169	237	201	607	7943	39	203.67	-	203.78	= -0.11	277	695	23.0	58.97%
14	11/28/10	203	199	233	226	658	8601	42	204.79	-	203.67	= 1.12	277	695	25.0	59.52%
15	12/05/10	204	170	204	176	550	9151	45	203.36	-	204.79	= -1.43	277	695	26.0	57.78%
16	12/12/10	203	175	209	213	597	9748	48	203.08	-	203.36	= -0.27	277	695	27.0	56.25%

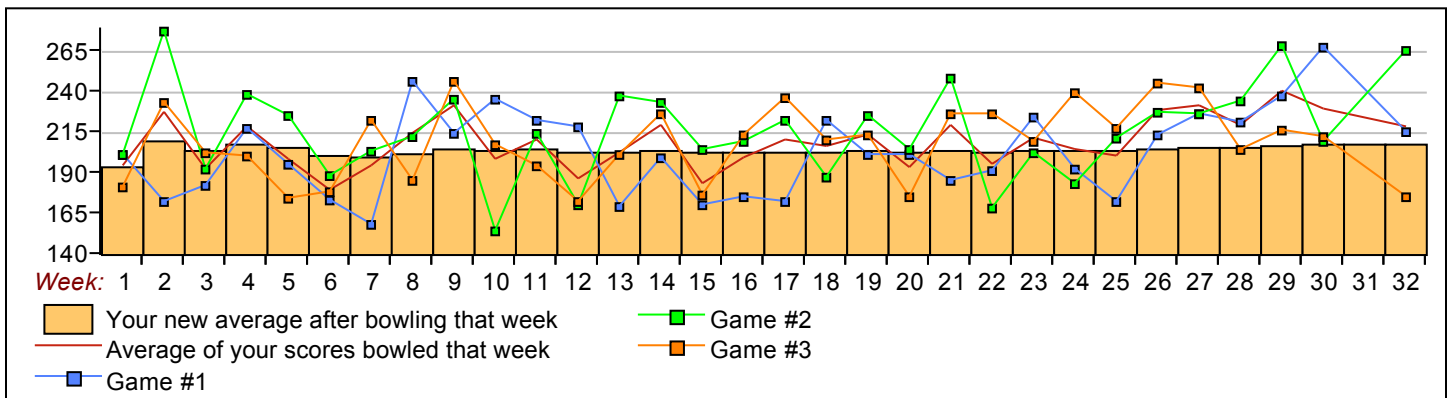
### End of 1st part

17	12/19/10	203	172	222	236	630	10378	51	203.49	-	203.08	= 0.41	277	695	28.0	23.0	54.90%
18	12/26/10	203	222	187	210	619	10997	54	203.65	-	203.49	= 0.16	277	695	30.0	24.0	55.56%
19	01/02/11	203	201	225	213	639	11636	57	204.14	-	203.65	= 0.49	277	695	32.0	25.0	56.14%
20	01/09/11	204	201	204	175	580	12216	60	203.60	-	204.14	= -0.54	277	695	32.0	28.0	53.33%
21	01/16/11	203	185	248	226	659	12875	63	204.37	-	203.60	= 0.77	277	695	34.0	29.0	53.97%
22	01/23/11	204	191	168	226	585	13460	66	203.94	-	204.37	= -0.43	277	695	35.0	31.0	53.03%
23	01/30/11	203	224	202	209	635	14095	69	204.28	-	203.94	= 0.34	277	695	37.0	32.0	53.62%
24	01/30/11	204	192	183	239	614	14709	72	204.29	-	204.28	= 0.02	277	695	38.5	33.5	53.47%
25	02/06/11	204	172	211	217	600	15309	75	204.12	-	204.29	= -0.17	277	695	39.5	35.5	52.67%
26	02/13/11	204	213	227	245	685	15994	78	205.05	-	204.12	= 0.93	277	695	41.5	36.5	53.21%
27	02/13/11	205	226	226	242	694	16688	81	206.02	-	205.05	= 0.97	277	695	43.5	37.5	53.70%
28	02/20/11	206	221	234	204	659	17347	84	206.51	-	206.02	= 0.49	277	695	43.5	40.5	51.79%
29	02/27/11	206	237	268	216	721	18068	87	207.68	-	206.51	= 1.17	277	721	45.5	41.5	52.30%
30	02/27/11	207	267	209	212	688	18756	90	208.40	-	207.68	= 0.72	277	721	47.5	42.5	52.78%
31	03/06/11	208				0	18756	90	208.40	-	208.40	= 0.00	277	721	47.5	42.5	52.78%
32	03/13/11	208	215	265	175	655	19411	93	208.72	-	208.40	= 0.32	277	721	49.5	43.5	53.23%

<100	100's	125's	150's	175's	200's	225's	250's	275's	300's
			12	18	36	23	3	1	
<400	400's	450's	500's	550's	600's	650's	700's	750's	800's
			1	10	9	10	1		

**Ave of Game 1** 202.74    **Ave of Game 2** 215.19    **Ave of Game 3** 208.23

High game of 277 on week 2    High series of 721 on week 29    High average of 210.83 after bowling week 2  
 Low game of 154 on week 10    Low series of 539 on week 6    Low average of 194.33 after bowling week 1



# Sunday Morning Threesome

Sunday 9:00 AM

## Classic Lanes

Lanes 3 - 16

Note: This report includes information through March 13 which is week 32 of 32

### John Secora Jr's Bowling Record - Team 6: Pomp's Tire Service Inc

Week No.	Bowling Date	Old Ave	---Average Change---			Pins	Gms	---Average Change---			High Game	High Sers	Points Won	Points Lost	%Won	
			-1-	-2-	-3-			Total	New - Old	---> +/-						
1	09/12/10	bk220	247	258	243	748	748	3	249.33	- 0.00	= 249.33	258	748	3.0	100.00%	
2	09/19/10	bk220	185	166	212	563	1311	6	218.50	- 249.33	= -30.83	258	748	4.0	2.0	66.67%
3	09/26/10	bk220	152	226	188	566	1877	9	208.56	- 218.50	= -9.94	258	748	5.0	4.0	55.56%
4	10/03/10	208	208	232	200	640	2517	12	209.75	- 208.56	= 1.19	258	748	7.0	5.0	58.33%
5	10/10/10	209	197	239	184	620	3137	15	209.13	- 209.75	= -0.62	258	748	9.0	6.0	60.00%
6	10/17/10	209	177	208	234	619	3756	18	208.67	- 209.13	= -0.47	258	748	10.0	8.0	55.56%
7	10/24/10	208	224	228	258	710	4466	21	212.67	- 208.67	= 4.00	258	748	12.0	9.0	57.14%
8	10/24/10	212	189	205	201	595	5061	24	210.88	- 212.67	= -1.79	258	748	12.0	12.0	50.00%
9	10/31/10	210	202	244	197	643	5704	27	211.26	- 210.88	= 0.38	258	748	13.0	14.0	48.15%
10	11/07/10	211	195	229	265	689	6393	30	213.10	- 211.26	= 1.84	265	748	15.0	15.0	50.00%
11	11/07/10	213	255	247	223	725	7118	33	215.70	- 213.10	= 2.60	265	748	18.0	15.0	54.55%
12	11/14/10	215	194	208	204	606	7724	36	214.56	- 215.70	= -1.14	265	748	19.0	17.0	52.78%
13	11/14/10	214	172	268	205	645	8369	39	214.59	- 214.56	= 0.03	268	748	21.0	18.0	53.85%
14	11/28/10	214	216	225	197	638	9007	42	214.45	- 214.59	= -0.14	268	748	23.0	19.0	54.76%
15	12/05/10	214	181	246	224	651	9658	45	214.62	- 214.45	= 0.17	268	748	26.0	19.0	57.78%
16	12/12/10	214	189	179	247	615	10273	48	214.02	- 214.62	= -0.60	268	748	27.0	21.0	56.25%

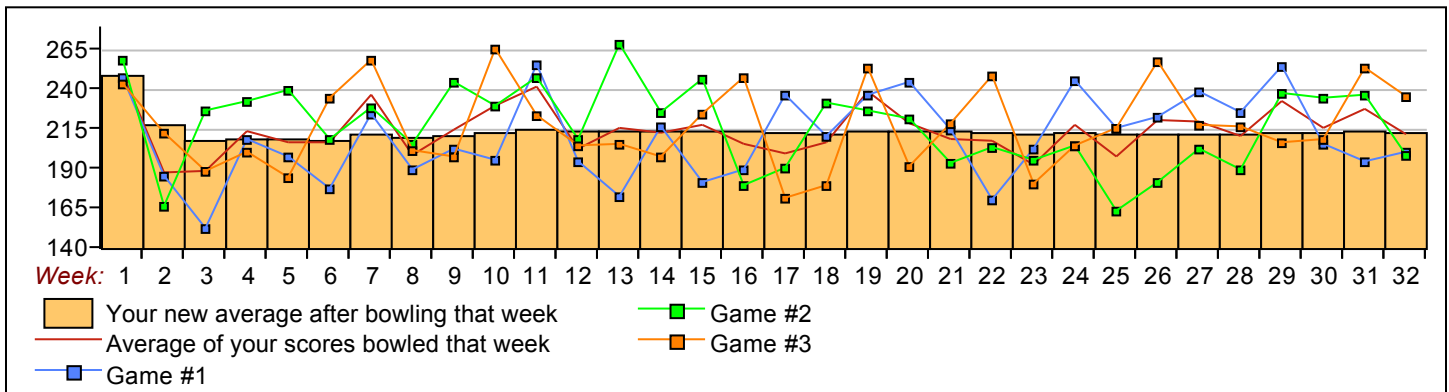
### End of 1st part

17	12/19/10	214	236	190	171	597	10870	51	213.14	- 214.02	= -0.88	268	748	28.0	23.0	54.90%
18	12/26/10	213	210	231	179	620	11490	54	212.78	- 213.14	= -0.36	268	748	30.0	24.0	55.56%
19	01/02/11	212	236	226	253	715	12205	57	214.12	- 212.78	= 1.35	268	748	33.0	24.0	57.89%
20	01/09/11	214	244	221	191	656	12861	60	214.35	- 214.12	= 0.23	268	748	35.0	25.0	58.33%
21	01/16/11	214	214	193	218	625	13486	63	214.06	- 214.35	= -0.29	268	748	36.0	27.0	57.14%
22	01/23/11	214	170	203	248	621	14107	66	213.74	- 214.06	= -0.32	268	748	37.0	29.0	56.06%
23	01/30/11	213	202	195	180	577	14684	69	212.81	- 213.74	= -0.93	268	748	39.0	30.0	56.52%
24	01/30/11	212	245	204	204	653	15337	72	213.01	- 212.81	= 0.20	268	748	40.0	32.0	55.56%
25	02/06/11	213	215	163	215	593	15930	75	212.40	- 213.01	= -0.61	268	748	42.0	33.0	56.00%
26	02/13/11	212	222	181	257	660	16590	78	212.69	- 212.40	= 0.29	268	748	44.0	34.0	56.41%
27	02/13/11	212	238	202	217	657	17247	81	212.93	- 212.69	= 0.23	268	748	45.0	36.0	55.56%
28	02/20/11	212	225	189	216	630	17877	84	212.82	- 212.93	= -0.10	268	748	47.0	37.0	55.95%
29	02/27/11	212	254	237	206	697	18574	87	213.49	- 212.82	= 0.67	268	748	50.0	37.0	57.47%
30	02/27/11	213	205	234	208	647	19221	90	213.57	- 213.49	= 0.07	268	748	52.0	38.0	57.78%
31	03/06/11	213	194	236	253	683	19904	93	214.02	- 213.57	= 0.45	268	748	53.0	40.0	56.99%
32	03/13/11	214	200	198	235	633	20537	96	213.93	- 214.02	= -0.09	268	748	54.0	42.0	56.25%

<100	100's	125's	150's	175's	200's	225's	250's	275's	300's
			6	23	32	26	9		
<400	400's	450's	500's	550's	600's	650's	700's	750's	800's
				6	14	8	4		

**Ave of Game 1** 209.16    **Ave of Game 2** 215.97    **Ave of Game 3** 216.66

High game of 268 on week 13    High series of 748 on week 1    High average of 249.33 after bowling week 1  
 Low game of 152 on week 3    Low series of 563 on week 2    Low average of 208.56 after bowling week 3



# Sunday Morning Threesome

Sunday 9:00 AM

## Classic Lanes

Lanes 3 - 16

Note: This report includes information through March 13 which is week 32 of 32

**John Guida's Bowling Record - Team 6: Pomp's Tire Service Inc**

Week No.	Bowling Date	Old Ave	---Average Change---			Pins	Gms	---Average Change---			High Game	High Sers	Points Won	Points Lost	%Won			
			-1-	-2-	-3-			Total	New - Old	---> +/-								
1	09/12/10	bk214				0	0	0	0.00	=	0.00	0	0		0.00%			
2	09/19/10	bk214	195	178	<b>200</b>	573	573	3	191.00	-	0.00	=	191.00	200	573	1.0	2.0	33.33%
3	09/26/10	bk214	<b>217</b>	<b>241</b>	<b>222</b>	680	1253	6	208.83	-	191.00	=	17.83	241	680	4.0	2.0	66.67%
4	10/03/10	bk214	210	202	<b>232</b>	644	1897	9	210.78	-	208.83	=	1.94	241	680	5.0	4.0	55.56%
5	10/10/10	210	204	229	179	612	2509	12	209.08	-	210.78	=	-1.69	241	680	5.0	7.0	41.67%
6	10/17/10	209				0	2509	12	209.08	-	209.08	=	0.00	241	680	5.0	7.0	41.67%
7	10/24/10	209	204	<b>256</b>	225	685	3194	15	212.93	-	209.08	=	3.85	256	685	6.0	9.0	40.00%
8	10/24/10	212	<b>183</b>	195	199	577	3771	18	209.50	-	212.93	=	-3.43	256	685	7.0	11.0	38.89%
9	10/31/10	209	<b>300</b>	224	180	704	4475	21	213.10	-	209.50	=	3.60	300	704	8.0	13.0	38.10%
10	11/07/10	213				0	4475	21	213.10	-	213.10	=	0.00	300	704	8.0	13.0	38.10%
11	11/07/10	213				0	4475	21	213.10	-	213.10	=	0.00	300	704	8.0	13.0	38.10%
12	11/14/10	213	<b>213</b>	<b>205</b>	<b>222</b>	640	5115	24	213.13	-	213.10	=	0.03	300	704	10.5	13.5	43.75%
13	11/14/10	213	173	226	<b>204</b>	603	5718	27	211.78	-	213.13	=	-1.35	300	704	11.5	15.5	42.59%
14	11/28/10	211	156	175	210	541	6259	30	208.63	-	211.78	=	-3.14	300	704	11.5	18.5	38.33%
15	12/05/10	208	<b>183</b>	227	202	612	6871	33	208.21	-	208.63	=	-0.42	300	704	12.5	20.5	37.88%
16	12/12/10	208	<b>274</b>	<b>197</b>	<b>279</b>	750	7621	36	211.69	-	208.21	=	3.48	300	750	15.5	20.5	43.06%

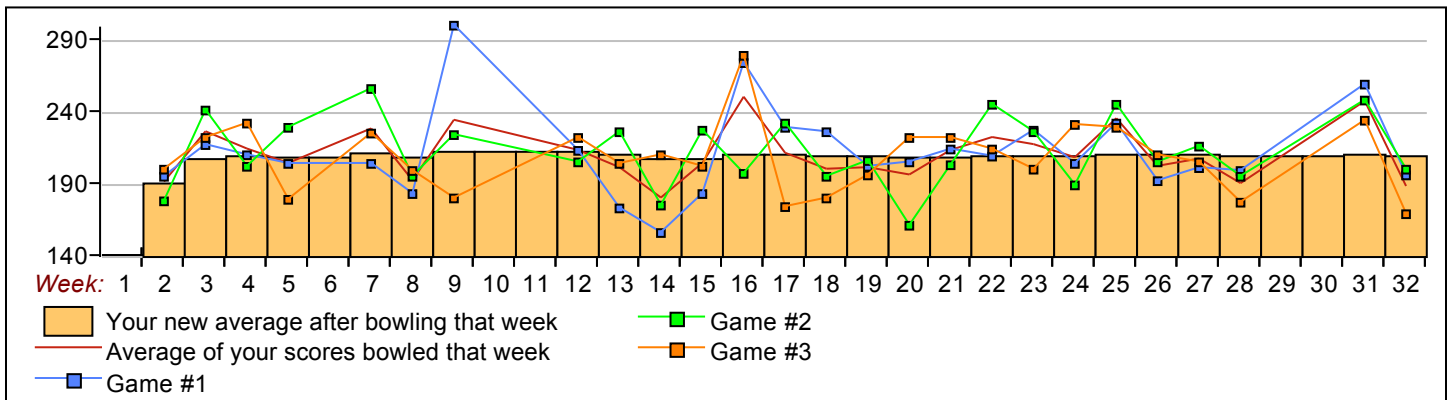
**End of 1st part**

17	12/19/10	211	<b>229</b>	<b>232</b>	174	635	8256	39	211.69	-	211.69	=	0.00	300	750	17.5	21.5	44.87%
18	12/26/10	211	<b>226</b>	<b>195</b>	180	601	8857	42	210.88	-	211.69	=	-0.81	300	750	19.5	22.5	46.43%
19	01/02/11	210	202	<b>206</b>	196	604	9461	45	210.24	-	210.88	=	-0.64	300	750	20.5	24.5	45.56%
20	01/09/11	210	<b>205</b>	<b>161</b>	<b>222</b>	588	10049	48	209.35	-	210.24	=	-0.89	300	750	23.5	24.5	48.96%
21	01/16/11	209	<b>214</b>	<b>203</b>	<b>222</b>	639	10688	51	209.57	-	209.35	=	0.21	300	750	26.5	24.5	51.96%
22	01/23/11	209	<b>209</b>	245	<b>214</b>	668	11356	54	210.30	-	209.57	=	0.73	300	750	28.5	25.5	52.78%
23	01/30/11	210	<b>227</b>	<b>226</b>	200	653	12009	57	210.68	-	210.30	=	0.39	300	750	30.5	26.5	53.51%
24	01/30/11	210	204	189	<b>231</b>	624	12633	60	210.55	-	210.68	=	-0.13	300	750	31.5	28.5	52.50%
25	02/06/11	210	<b>232</b>	<b>245</b>	<b>229</b>	706	13339	63	211.73	-	210.55	=	1.18	300	750	34.5	28.5	54.76%
26	02/13/11	211	<b>192</b>	205	<b>210</b>	607	13946	66	211.30	-	211.73	=	-0.43	300	750	36.5	29.5	55.30%
27	02/13/11	211	201	<b>216</b>	<b>205</b>	622	14568	69	211.13	-	211.30	=	-0.17	300	750	38.5	30.5	55.80%
28	02/20/11	211	199	195	177	571	15139	72	210.26	-	211.13	=	-0.87	300	750	38.5	33.5	53.47%
29	02/27/11	210				0	15139	72	210.26	-	210.26	=	0.00	300	750	38.5	33.5	53.47%
30	02/27/11	210				0	15139	72	210.26	-	210.26	=	0.00	300	750	38.5	33.5	53.47%
31	03/06/11	210	<b>259</b>	<b>248</b>	<b>234</b>	741	15880	75	211.73	-	210.26	=	1.47	300	750	41.5	33.5	55.33%
32	03/13/11	211	<b>196</b>	200	169	565	16445	78	210.83	-	211.73	=	-0.90	300	750	42.5	35.5	54.49%

<u>&lt;100</u>	<u>100's</u>	<u>125's</u>	<u>150's</u>	<u>175's</u>	<u>200's</u>	<u>225's</u>	<u>250's</u>	<u>275's</u>	<u>300's</u>
			5	19	31	18	3	1	1
<u>&lt;400</u>	<u>400's</u>	<u>450's</u>	<u>500's</u>	<u>550's</u>	<u>600's</u>	<u>650's</u>	<u>700's</u>	<u>750's</u>	<u>800's</u>
			1	5	12	4	3	1	

**Ave of Game 1**    **Ave of Game 2**    **Ave of Game 3**  
 211.81                      212.35                      208.35

High game of **300** on week **9**    High series of **750** on week **16**    High average of **213.13** after bowling week **12**  
 Low game of **156** on week **14**    Low series of **541** on week **14**    Low average of **191.00** after bowling week **2**



# Sunday Morning Threesome

Sunday 9:00 AM

## Classic Lanes

Lanes 3 - 16

Note: This report includes information through March 13 which is week 32 of 32

### Jeff Schwalbach's Bowling Record - Team 6: Pomp's Tire Service Inc

Week No.	Bowling Date	Old Ave	---Average Change---			Pins	Gms	---Average Change---			High Game	High Sers	Points Won	Points Lost	%Won	
			-1-	-2-	-3-			New - Old	--> +/-							
1	09/12/10	bk204	190	179	180	549	3	183.00	-	0.00	= 183.00	190	549	2.0	1.0	66.67%
2	09/19/10	bk204				0	3	183.00	-	183.00	= 0.00	190	549	2.0	1.0	66.67%
3	09/26/10	bk204				0	3	183.00	-	183.00	= 0.00	190	549	2.0	1.0	66.67%
4	10/03/10	bk204				0	3	183.00	-	183.00	= 0.00	190	549	2.0	1.0	66.67%
5	10/10/10	bk204				0	3	183.00	-	183.00	= 0.00	190	549	2.0	1.0	66.67%
6	10/17/10	bk204	179	231	215	625	6	195.67	-	183.00	= 12.67	231	625	3.0	3.0	50.00%
7	10/24/10	bk204				0	6	195.67	-	195.67	= 0.00	231	625	3.0	3.0	50.00%
8	10/24/10	bk204				0	6	195.67	-	195.67	= 0.00	231	625	3.0	3.0	50.00%
9	10/31/10	bk204				0	6	195.67	-	195.67	= 0.00	231	625	3.0	3.0	50.00%
10	11/07/10	bk204	205	210	214	629	9	200.33	-	195.67	= 4.67	231	629	5.0	4.0	55.56%
11	11/07/10	200	188	257	201	646	12	204.08	-	200.33	= 3.75	257	646	6.0	6.0	50.00%
12	11/14/10	204				0	12	204.08	-	204.08	= 0.00	257	646	6.0	6.0	50.00%
13	11/14/10	204				0	12	204.08	-	204.08	= 0.00	257	646	6.0	6.0	50.00%
14	11/28/10	204				0	12	204.08	-	204.08	= 0.00	257	646	6.0	6.0	50.00%
15	12/05/10	204				0	12	204.08	-	204.08	= 0.00	257	646	6.0	6.0	50.00%
16	12/12/10	204				0	12	204.08	-	204.08	= 0.00	257	646	6.0	6.0	50.00%

### End of 1st part

17	12/19/10	204				0	12	204.08	-	204.08	= 0.00	257	646	6.0	6.0	50.00%
18	12/26/10	204				0	12	204.08	-	204.08	= 0.00	257	646	6.0	6.0	50.00%
19	01/02/11	204				0	12	204.08	-	204.08	= 0.00	257	646	6.0	6.0	50.00%
20	01/09/11	204				0	12	204.08	-	204.08	= 0.00	257	646	6.0	6.0	50.00%
21	01/16/11	204				0	12	204.08	-	204.08	= 0.00	257	646	6.0	6.0	50.00%
22	01/23/11	204				0	12	204.08	-	204.08	= 0.00	257	646	6.0	6.0	50.00%
23	01/30/11	204				0	12	204.08	-	204.08	= 0.00	257	646	6.0	6.0	50.00%
24	01/30/11	204				0	12	204.08	-	204.08	= 0.00	257	646	6.0	6.0	50.00%
25	02/06/11	204				0	12	204.08	-	204.08	= 0.00	257	646	6.0	6.0	50.00%
26	02/13/11	204				0	12	204.08	-	204.08	= 0.00	257	646	6.0	6.0	50.00%
27	02/13/11	204				0	12	204.08	-	204.08	= 0.00	257	646	6.0	6.0	50.00%
28	02/20/11	204				0	12	204.08	-	204.08	= 0.00	257	646	6.0	6.0	50.00%
29	02/27/11	204	180	184	233	597	15	203.07	-	204.08	= -1.02	257	646	7.0	8.0	46.67%
30	02/27/11	203	206	191	216	613	18	203.28	-	203.07	= 0.21	257	646	8.0	10.0	44.44%
31	03/06/11	203	182	210	246	638	21	204.62	-	203.28	= 1.34	257	646	9.0	12.0	42.86%
32	03/13/11	204				0	21	204.62	-	204.62	= 0.00	257	646	9.0	12.0	42.86%

<100	100's	125's	150's	175's	200's	225's	250's	275's	300's
				9	8	3	1		
<400	400's	450's	500's	550's	600's	650's	700's	750's	800's
			1	1	5				

**Ave of Game 1**   **Ave of Game 2**   **Ave of Game 3**  
 190.00                      208.86                      215.00

High game of 257 on week 11   High series of 646 on week 11   High average of 204.62 after bowling week 31  
 Low game of 179 on week 1   Low series of 549 on week 1   Low average of 183.00 after bowling week 1

