

Sunday Morning Threesome

Sunday 9:00 AM

Classic Lanes

Lanes 3 - 16

Note: This report includes information through March 13 which is week 32 of 32

Team 7: Unholy Rollers

Name	Pins	Gms	True Average	Book Ave	High Game	High Sers	Points Won	Points Lost	%Won
Villeneuve, Jim	17435	81	215.25	208	279	704	42.0	39.0	51.85%
Larson, David	11214	57	196.74	192	252	673	27.0	30.0	47.37%
Lake, Ted	19269	90	214.10	211	279	741	48.0	42.0	53.33%
Karpowicz, Matt	5012	24	208.83	188	286	712	15.0	9.0	62.50%

Team History

Week	Bowling No.	Date	Opp. Team	-1-	-2-	-3-	Total	Last Wk WON	Last Wk Lost	Points Won	Points Lost	Year-To-Date WON	Y-T-D LOST	High Game	High Sers
1	09/12/10	8	635	539	633	1807	11	5	11	5	11	5	5	635	1807
2	09/19/10	10	563	555	631	1749	4	12	15	17	15	15	17	635	1807
3	09/26/10	6	674	593	597	1864	8	8	23	25	23	23	25	674	1864
4	10/03/10	14	612	585	625	1822	6	10	29	35	29	29	35	674	1864
5	10/10/10	9	689	656	589	1934	12	4	41	39	41	41	39	689	1934
6	10/17/10	12	614	600	703	1917	14	2	55	41	55	41	41	703	1934
7	10/24/10	2	695	707	700	2102	15	1	70	42	70	42	42	707	2102
8	10/24/10	9	649	599	539	1787	7	9	77	51	77	51	51	707	2102
9	10/31/10	13	647	666	611	1924	6	10	83	61	83	61	61	707	2102
10	11/07/10	4	636	640	628	1904	6	10	89	71	89	71	71	707	2102
11	11/07/10	1	640	744	558	1942	9	7	98	78	98	78	78	744	2102
12	11/14/10	3	566	758	661	1985	12	4	110	82	110	82	82	758	2102
13	11/14/10	13	651	590	693	1934	7	9	117	91	117	91	91	758	2102
14	11/28/10	5	578	675	605	1858	6	10	123	101	123	101	101	758	2102
15	12/05/10	11	640	640	578	1858	6	10	129	111	129	111	111	758	2102
16	12/12/10	2	649	562	611	1822	8	8	137	119	137	119	119	758	2102

End of 1st part

17	12/19/10	8	659	610	633	1902	9	7	9	7	146	126	758	2102
18	12/26/10	10	641	649	611	1901	7	9	16	16	153	135	758	2102
19	01/02/11	6	709	575	603	1887	5	11	21	27	158	146	758	2102
20	01/09/11	14	645	583	618	1846	5	11	26	38	163	157	758	2102
21	01/16/11	1	537	622	577	1736	5	11	31	49	168	168	758	2102
22	01/23/11	12	616	734	643	1993	9	7	40	56	177	175	758	2102
23	01/30/11	2	658	563	647	1868	9	7	49	63	186	182	758	2102
24	01/30/11	9	636	684	607	1927	8	8	57	71	194	190	758	2102
25	02/06/11	4	569	601	666	1836	5	11	62	82	199	201	758	2102
26	02/13/11	1	617	634	671	1922	10	6	72	88	209	207	758	2102
27	02/13/11	3	570	634	647	1851	14	2	86	90	223	209	758	2102
28	02/20/11	1	542	629	613	1784	2	14	88	104	225	223	758	2102
29	02/27/11	13	610	672	711	1993	14	2	102	106	239	225	758	2102
30	02/27/11	5	615	679	630	1924	13	3	115	109	252	228	758	2102
31	03/06/11	11	590	595	643	1828	11	5	126	114	263	233	758	2102
32	03/13/11	9	664	608	621	1893	8½	7½	134½	121½	271½	240½	758	2102

Sunday Morning Threesome

Sunday 9:00 AM

Classic Lanes

Lanes 3 - 16

Note: This report includes information through March 13 which is week 32 of 32

Jim Villeneuve's Bowling Record - Team 7: Unholy Rollers

Week No.	Bowling Date	Old Ave	---Average Change---			Total	Pins	Gms	---Average Change---			High Game	High Sers	Points Won	Points Lost	%Won	
			-1-	-2-	-3-				New	Old	---> +/-						
1	09/12/10	bk208	212	212	208	632	632	3	210.67	-	0.00	= 210.67	212	632	3.0		100.00%
2	09/19/10	bk208	257	201	234	692	1324	6	220.67	-	210.67	= 10.00	257	692	5.0	1.0	83.33%
3	09/26/10	bk208	202	214	198	614	1938	9	215.33	-	220.67	= -5.33	257	692	5.0	4.0	55.56%
4	10/03/10	215	214	220	200	634	2572	12	214.33	-	215.33	= -1.00	257	692	6.0	6.0	50.00%
5	10/10/10	214	228	202	185	615	3187	15	212.47	-	214.33	= -1.87	257	692	8.0	7.0	53.33%
6	10/17/10	212	193	232	279	704	3891	18	216.17	-	212.47	= 3.70	279	704	11.0	7.0	61.11%
7	10/24/10	216	207	223	258	688	4579	21	218.05	-	216.17	= 1.88	279	704	13.0	8.0	61.90%
8	10/24/10	218	202	247	202	651	5230	24	217.92	-	218.05	= -0.13	279	704	14.0	10.0	58.33%
9	10/31/10	217	214	225	208	647	5877	27	217.67	-	217.92	= -0.25	279	704	15.0	12.0	55.56%
10	11/07/10	217	218	237	195	650	6527	30	217.57	-	217.67	= -0.10	279	704	16.0	14.0	53.33%
11	11/07/10	217	189	256	206	651	7178	33	217.52	-	217.57	= -0.05	279	704	18.0	15.0	54.55%
12	11/14/10	217	202	224	204	630	7808	36	216.89	-	217.52	= -0.63	279	704	20.0	16.0	55.56%
13	11/14/10	216	206	212	224	642	8450	39	216.67	-	216.89	= -0.22	279	704	22.0	17.0	56.41%
14	11/28/10	216	222	227	210	659	9109	42	216.88	-	216.67	= 0.21	279	704	24.0	18.0	57.14%
15	12/05/10	216	237	247	204	688	9797	45	217.71	-	216.88	= 0.83	279	704	26.0	19.0	57.78%
16	12/12/10	217	233	198	215	646	10443	48	217.56	-	217.71	= -0.15	279	704	28.0	20.0	58.33%

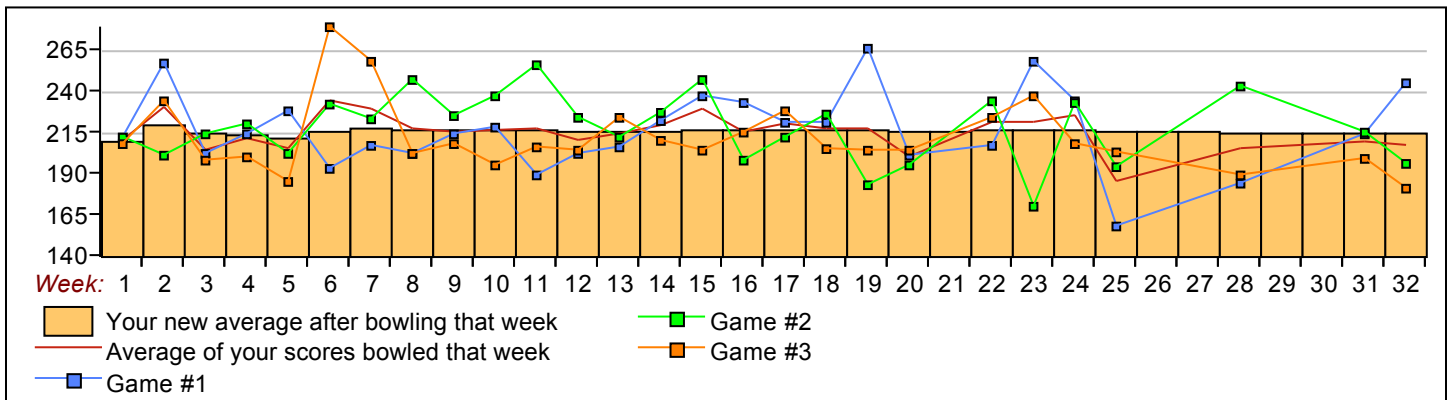
End of 1st part

17	12/19/10	217	221	212	228	661	11104	51	217.73	-	217.56	= 0.16	279	704	29.0	22.0	56.86%
18	12/26/10	217	221	226	205	652	11756	54	217.70	-	217.73	= -0.02	279	704	30.0	24.0	55.56%
19	01/02/11	217	266	183	204	653	12409	57	217.70	-	217.70	= 0.00	279	704	32.0	25.0	56.14%
20	01/09/11	217	201	195	204	600	13009	60	216.82	-	217.70	= -0.89	279	704	33.0	27.0	55.00%
21	01/16/11	216				0	13009	60	216.82	-	216.82	= 0.00	279	704	33.0	27.0	55.00%
22	01/23/11	216	207	234	224	665	13674	63	217.05	-	216.82	= 0.23	279	704	35.0	28.0	55.56%
23	01/30/11	217	258	170	237	665	14339	66	217.26	-	217.05	= 0.21	279	704	37.0	29.0	56.06%
24	01/30/11	217	234	233	208	675	15014	69	217.59	-	217.26	= 0.34	279	704	39.0	30.0	56.52%
25	02/06/11	217	158	194	203	555	15569	72	216.24	-	217.59	= -1.36	279	704	39.0	33.0	54.17%
26	02/13/11	216				0	15569	72	216.24	-	216.24	= 0.00	279	704	39.0	33.0	54.17%
27	02/13/11	216				0	15569	72	216.24	-	216.24	= 0.00	279	704	39.0	33.0	54.17%
28	02/20/11	216	184	243	189	616	16185	75	215.80	-	216.24	= -0.44	279	704	40.0	35.0	53.33%
29	02/27/11	215				0	16185	75	215.80	-	215.80	= 0.00	279	704	40.0	35.0	53.33%
30	02/27/11	215				0	16185	75	215.80	-	215.80	= 0.00	279	704	40.0	35.0	53.33%
31	03/06/11	215	214	215	199	628	16813	78	215.55	-	215.80	= -0.25	279	704	42.0	36.0	53.85%
32	03/13/11	215	245	196	181	622	17435	81	215.25	-	215.55	= -0.30	279	704	42.0	39.0	51.85%

<u><100</u>	<u>100's</u>	<u>125's</u>	<u>150's</u>	<u>175's</u>	<u>200's</u>	<u>225's</u>	<u>250's</u>	<u>275's</u>	<u>300's</u>
			2	14	41	18	5	1	
<u><400</u>	<u>400's</u>	<u>450's</u>	<u>500's</u>	<u>550's</u>	<u>600's</u>	<u>650's</u>	<u>700's</u>	<u>750's</u>	<u>800's</u>
				1	12	13	1		

Ave of Game 1 **Ave of Game 2** **Ave of Game 3**
 216.48 217.70 211.56

High game of **279** on week **6** High series of **704** on week **6** High average of **220.67** after bowling week **2**
 Low game of **158** on week **25** Low series of **555** on week **25** Low average of **210.67** after bowling week **1**



Sunday Morning Threesome

Sunday 9:00 AM

Classic Lanes

Lanes 3 - 16

Note: This report includes information through March 13 which is week 32 of 32

David Larson's Bowling Record - Team 7: Unholy Rollers

Week No.	Bowling Date	Old Ave	---Average Change---			Total	Pins	Gms	---Average Change---			High Game	High Sers	Points Won	Points Lost	%Won
			-1-	-2-	-3-				New - Old	--> +/-						
1	09/12/10	bk192	234	179	212	625	625	3	208.33	- 0.00	= 208.33	234	625	2.0	1.0	66.67%
2	09/19/10	bk192	145	161	202	508	1133	6	188.83	- 208.33	= -19.50	234	625	2.0	4.0	33.33%
3	09/26/10	bk192	236	174	187	597	1730	9	192.22	- 188.83	= 3.39	236	625	3.0	6.0	33.33%
4	10/03/10	192				0	1730	9	192.22	- 192.22	= 0.00	236	625	3.0	6.0	33.33%
5	10/10/10	192				0	1730	9	192.22	- 192.22	= 0.00	236	625	3.0	6.0	33.33%
6	10/17/10	192	226	168	189	583	2313	12	192.75	- 192.22	= 0.53	236	625	5.0	7.0	41.67%
7	10/24/10	192	220	238	215	673	2986	15	199.07	- 192.75	= 6.32	238	673	8.0	7.0	53.33%
8	10/24/10	199	220	151	179	550	3536	18	196.44	- 199.07	= -2.62	238	673	8.0	10.0	44.44%
9	10/31/10	196				0	3536	18	196.44	- 196.44	= 0.00	238	673	8.0	10.0	44.44%
10	11/07/10	196				0	3536	18	196.44	- 196.44	= 0.00	238	673	8.0	10.0	44.44%
11	11/07/10	196				0	3536	18	196.44	- 196.44	= 0.00	238	673	8.0	10.0	44.44%
12	11/14/10	196				0	3536	18	196.44	- 196.44	= 0.00	238	673	8.0	10.0	44.44%
13	11/14/10	196				0	3536	18	196.44	- 196.44	= 0.00	238	673	8.0	10.0	44.44%
14	11/28/10	196				0	3536	18	196.44	- 196.44	= 0.00	238	673	8.0	10.0	44.44%
15	12/05/10	196				0	3536	18	196.44	- 196.44	= 0.00	238	673	8.0	10.0	44.44%
16	12/12/10	196				0	3536	18	196.44	- 196.44	= 0.00	238	673	8.0	10.0	44.44%

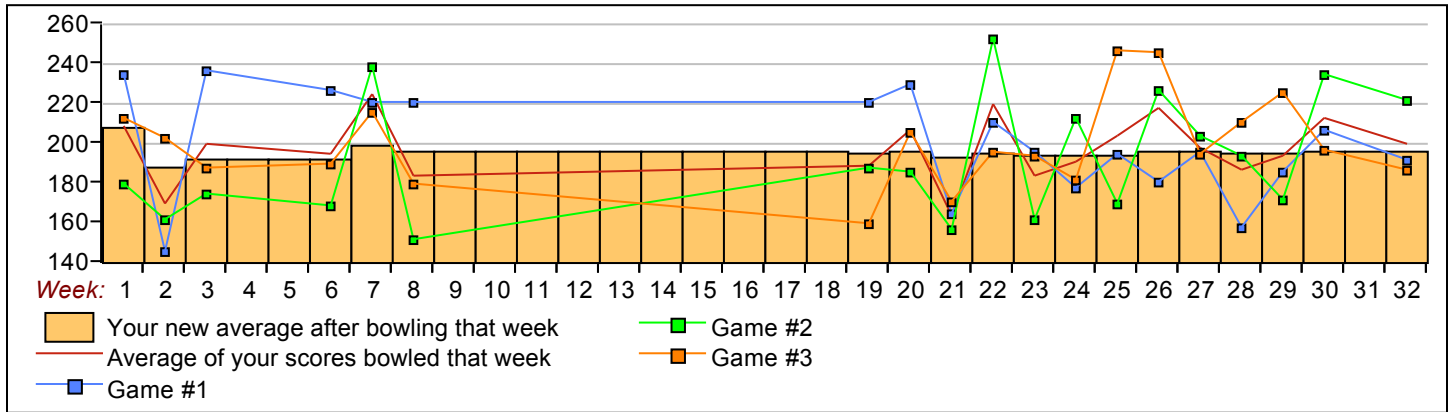
End of 1st part

17	12/19/10	196				0	3536	18	196.44	- 196.44	= 0.00	238	673	8.0	10.0	44.44%
18	12/26/10	196				0	3536	18	196.44	- 196.44	= 0.00	238	673	8.0	10.0	44.44%
19	01/02/11	196	220	187	159	566	4102	21	195.33	- 196.44	= -1.11	238	673	9.0	12.0	42.86%
20	01/09/11	195	229	185	205	619	4721	24	196.71	- 195.33	= 1.37	238	673	11.0	13.0	45.83%
21	01/16/11	196	164	156	170	490	5211	27	193.00	- 196.71	= -3.71	238	673	11.0	16.0	40.74%
22	01/23/11	193	210	252	195	657	5868	30	195.60	- 193.00	= 2.60	252	673	13.0	17.0	43.33%
23	01/30/11	195	195	161	193	549	6417	33	194.45	- 195.60	= -1.15	252	673	14.0	19.0	42.42%
24	01/30/11	194	177	212	181	570	6987	36	194.08	- 194.45	= -0.37	252	673	14.0	22.0	38.89%
25	02/06/11	194	194	169	246	609	7596	39	194.77	- 194.08	= 0.69	252	673	15.0	24.0	38.46%
26	02/13/11	194	180	226	245	651	8247	42	196.36	- 194.77	= 1.59	252	673	17.0	25.0	40.48%
27	02/13/11	196	195	203	194	592	8839	45	196.42	- 196.36	= 0.07	252	673	20.0	25.0	44.44%
28	02/20/11	196	157	193	210	560	9399	48	195.81	- 196.42	= -0.61	252	673	21.0	27.0	43.75%
29	02/27/11	195	185	171	225	581	9980	51	195.69	- 195.81	= -0.13	252	673	23.0	28.0	45.10%
30	02/27/11	195	206	234	196	636	10616	54	196.59	- 195.69	= 0.91	252	673	25.0	29.0	46.30%
31	03/06/11	196				0	10616	54	196.59	- 196.59	= 0.00	252	673	25.0	29.0	46.30%
32	03/13/11	196	191	221	186	598	11214	57	196.74	- 196.59	= 0.14	252	673	27.0	30.0	47.37%

<u><100</u>	<u>100's</u>	<u>125's</u>	<u>150's</u>	<u>175's</u>	<u>200's</u>	<u>225's</u>	<u>250's</u>	<u>275's</u>	<u>300's</u>
		1	12	20	13	10	1		
<u><400</u>	<u>400's</u>	<u>450's</u>	<u>500's</u>	<u>550's</u>	<u>600's</u>	<u>650's</u>	<u>700's</u>	<u>750's</u>	<u>800's</u>
		1	2	9	4	3			

Ave of Game 1 199.16 **Ave of Game 2** 191.63 **Ave of Game 3** 199.42

High game of **252** on week **22** High series of **673** on week **7** High average of **208.33** after bowling week **1**
 Low game of **145** on week **2** Low series of **490** on week **21** Low average of **188.83** after bowling week **2**



Sunday Morning Threesome

Sunday 9:00 AM

Classic Lanes

Lanes 3 - 16

Note: This report includes information through March 13 which is week 32 of 32

Ted Lake's Bowling Record - Team 7: Unholy Rollers

Week No.	Bowling Date	Old Ave	---Average Change---			Pins	Gms	---Average Change---			High Game	High Sers	Points Won	Points Lost	%Won	
			-1-	-2-	-3-			Total	New - Old	---> +/-						
1	09/12/10	bk211	189	148	213	550	550	3	183.33	- 0.00	= 183.33	213	550	1.0	2.0	33.33%
2	09/19/10	bk211	161	193	195	549	1099	6	183.17	- 183.33	= -0.17	213	550	1.0	5.0	16.67%
3	09/26/10	bk211	236	205	212	653	1752	9	194.67	- 183.17	= 11.50	236	653	3.0	6.0	33.33%
4	10/03/10	194	232	192	213	637	2389	12	199.08	- 194.67	= 4.42	236	653	5.0	7.0	41.67%
5	10/10/10	199	260	217	213	690	3079	15	205.27	- 199.08	= 6.18	260	690	8.0	7.0	53.33%
6	10/17/10	205				0	3079	15	205.27	- 205.27	= 0.00	260	690	8.0	7.0	53.33%
7	10/24/10	205	268	246	227	741	3820	18	212.22	- 205.27	= 6.96	268	741	11.0	7.0	61.11%
8	10/24/10	212	227	201	158	586	4406	21	209.81	- 212.22	= -2.41	268	741	13.0	8.0	61.90%
9	10/31/10	209				0	4406	21	209.81	- 209.81	= 0.00	268	741	13.0	8.0	61.90%
10	11/07/10	209	223	194	209	626	5032	24	209.67	- 209.81	= -0.14	268	741	14.0	10.0	58.33%
11	11/07/10	209	249	242	170	661	5693	27	210.85	- 209.67	= 1.19	268	741	15.0	12.0	55.56%
12	11/14/10	210	206	248	232	686	6379	30	212.63	- 210.85	= 1.78	268	741	18.0	12.0	60.00%
13	11/14/10	212	234	171	233	638	7017	33	212.64	- 212.63	= 0.00	268	741	19.0	14.0	57.58%
14	11/28/10	212	205	258	196	659	7676	36	213.22	- 212.64	= 0.59	268	741	21.0	15.0	58.33%
15	12/05/10	213	214	191	204	609	8285	39	212.44	- 213.22	= -0.79	268	741	23.0	16.0	58.97%
16	12/12/10	212	223	168	182	573	8858	42	210.90	- 212.44	= -1.53	268	741	24.0	18.0	57.14%

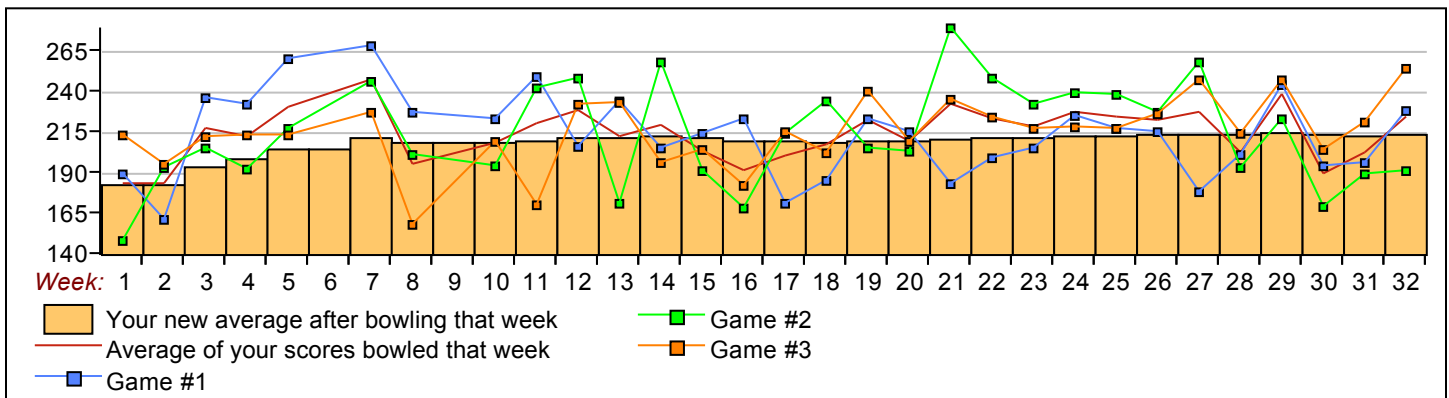
End of 1st part

17	12/19/10	210	171	214	215	600	9458	45	210.18	- 210.90	= -0.73	268	741	25.0	20.0	55.56%
18	12/26/10	210	185	234	202	621	10079	48	209.98	- 210.18	= -0.20	268	741	26.0	22.0	54.17%
19	01/02/11	209	223	205	240	668	10747	51	210.73	- 209.98	= 0.75	268	741	26.0	25.0	50.98%
20	01/09/11	210	215	203	209	627	11374	54	210.63	- 210.73	= -0.10	268	741	26.0	28.0	48.15%
21	01/16/11	210	183	279	235	697	12071	57	211.77	- 210.63	= 1.14	279	741	27.0	30.0	47.37%
22	01/23/11	211	199	248	224	671	12742	60	212.37	- 211.77	= 0.59	279	741	29.0	31.0	48.33%
23	01/30/11	212	205	232	217	654	13396	63	212.63	- 212.37	= 0.27	279	741	31.0	32.0	49.21%
24	01/30/11	212	225	239	218	682	14078	66	213.30	- 212.63	= 0.67	279	741	34.0	32.0	51.52%
25	02/06/11	213	217	238	217	672	14750	69	213.77	- 213.30	= 0.47	279	741	36.0	33.0	52.17%
26	02/13/11	213	215	227	226	668	15418	72	214.14	- 213.77	= 0.37	279	741	38.0	34.0	52.78%
27	02/13/11	214	178	258	247	683	16101	75	214.68	- 214.14	= 0.54	279	741	40.0	35.0	53.33%
28	02/20/11	214	201	193	214	608	16709	78	214.22	- 214.68	= -0.46	279	741	40.0	38.0	51.28%
29	02/27/11	214	244	223	247	714	17423	81	215.10	- 214.22	= 0.88	279	741	43.0	38.0	53.09%
30	02/27/11	215	194	169	204	567	17990	84	214.17	- 215.10	= -0.93	279	741	44.0	40.0	52.38%
31	03/06/11	214	196	189	221	606	18596	87	213.75	- 214.17	= -0.42	279	741	46.0	41.0	52.87%
32	03/13/11	213	228	191	254	673	19269	90	214.10	- 213.75	= 0.35	279	741	48.0	42.0	53.33%

<100	100's	125's	150's	175's	200's	225's	250's	275's	300's
		1	7	17	34	25	5	1	
<400	400's	450's	500's	550's	600's	650's	700's	750's	800's
			1	4	9	14	2		

Ave of Game 1 213.53 **Ave of Game 2** 213.87 **Ave of Game 3** 214.90

High game of 279 on week 21 High series of 741 on week 7 High average of 215.10 after bowling week 29
 Low game of 148 on week 1 Low series of 549 on week 2 Low average of 183.17 after bowling week 2



Sunday Morning Threesome

Sunday 9:00 AM

Classic Lanes

Lanes 3 - 16

Note: This report includes information through March 13 which is week 32 of 32

Matt Karpowicz's Bowling Record - Team 7: Unholy Rollers

Week No.	Bowling Date	Old Ave	-			Total	Pins	Gms	---Average Change---		High Game	High Sers	Points Won	Points Lost	%Won
			-1-	-2-	-3-				New - Old	--> +/-					
1	09/12/10	0				0	0	0	- 0.00	= 0.00	0	0			0.00%
2	09/19/10	0				0	0	0	- 0.00	= 0.00	0	0			0.00%
3	09/26/10	0				0	0	0	- 0.00	= 0.00	0	0			0.00%
4	10/03/10	0				0	0	0	- 0.00	= 0.00	0	0			0.00%
5	10/10/10	0				0	0	0	- 0.00	= 0.00	0	0			0.00%
6	10/17/10	0				0	0	0	- 0.00	= 0.00	0	0			0.00%
7	10/24/10	0				0	0	0	- 0.00	= 0.00	0	0			0.00%
8	10/24/10	0				0	0	0	- 0.00	= 0.00	0	0			0.00%
9	10/31/10 bk188	269	220	223	712	712	3	237.33	- 0.00	= 237.33	269	712	3.0		100.00%
10	11/07/10 bk188	195	209	224	628	1340	6	223.33	- 237.33	= -14.00	269	712	5.0	1.0	83.33%
11	11/07/10 bk188	202	246	182	630	1970	9	218.89	- 223.33	= -4.44	269	712	8.0	1.0	88.89%
12	11/14/10	218	158	286	669	2639	12	219.92	- 218.89	= 1.03	286	712	10.0	2.0	83.33%
13	11/14/10	219	211	207	654	3293	15	219.53	- 219.92	= -0.38	286	712	12.0	3.0	80.00%
14	11/28/10	219	151	190	540	3833	18	212.94	- 219.53	= -6.59	286	712	12.0	6.0	66.67%
15	12/05/10	212			0	3833	18	212.94	- 212.94	= 0.00	286	712	12.0	6.0	66.67%
16	12/12/10	212			0	3833	18	212.94	- 212.94	= 0.00	286	712	12.0	6.0	66.67%

End of 1st part

17	12/19/10	212			0	3833	18	212.94	- 212.94	= 0.00	286	712	12.0	6.0	66.67%	
18	12/26/10	212			0	3833	18	212.94	- 212.94	= 0.00	286	712	12.0	6.0	66.67%	
19	01/02/11	212			0	3833	18	212.94	- 212.94	= 0.00	286	712	12.0	6.0	66.67%	
20	01/09/11	212			0	3833	18	212.94	- 212.94	= 0.00	286	712	12.0	6.0	66.67%	
21	01/16/11	212			0	3833	18	212.94	- 212.94	= 0.00	286	712	12.0	6.0	66.67%	
22	01/23/11	212			0	3833	18	212.94	- 212.94	= 0.00	286	712	12.0	6.0	66.67%	
23	01/30/11	212			0	3833	18	212.94	- 212.94	= 0.00	286	712	12.0	6.0	66.67%	
24	01/30/11	212			0	3833	18	212.94	- 212.94	= 0.00	286	712	12.0	6.0	66.67%	
25	02/06/11	212			0	3833	18	212.94	- 212.94	= 0.00	286	712	12.0	6.0	66.67%	
26	02/13/11	212	222	181	200	603	4436	21	211.24	- 212.94	= -1.71	286	712	13.0	8.0	61.90%
27	02/13/11	211	197	173	206	576	5012	24	208.83	- 211.24	= -2.40	286	712	15.0	9.0	62.50%
28	02/20/11	208			0	5012	24	208.83	- 208.83	= 0.00	286	712	15.0	9.0	62.50%	
29	02/27/11	208			0	5012	24	208.83	- 208.83	= 0.00	286	712	15.0	9.0	62.50%	
30	02/27/11	208			0	5012	24	208.83	- 208.83	= 0.00	286	712	15.0	9.0	62.50%	
31	03/06/11	208			0	5012	24	208.83	- 208.83	= 0.00	286	712	15.0	9.0	62.50%	
32	03/13/11	208			0	5012	24	208.83	- 208.83	= 0.00	286	712	15.0	9.0	62.50%	

<u><100</u>	<u>100's</u>	<u>125's</u>	<u>150's</u>	<u>175's</u>	<u>200's</u>	<u>225's</u>	<u>250's</u>	<u>275's</u>	<u>300's</u>
			3	6	10	3	1	1	
<u><400</u>	<u>400's</u>	<u>450's</u>	<u>500's</u>	<u>550's</u>	<u>600's</u>	<u>650's</u>	<u>700's</u>	<u>750's</u>	<u>800's</u>
			1	1	3	2	1		

Ave of Game 1 Ave of Game 2 Ave of Game 3
 200.63 214.00 211.88

High game of 286 on week 12 High series of 712 on week 9 High average of 237.33 after bowling week 9
 Low game of 151 on week 14 Low series of 540 on week 14 Low average of 208.83 after bowling week 27

