

Sunday Morning Threesome

Sunday 9:00 AM

Classic Lanes

Lanes 3 - 16

Note: This report includes information through March 13 which is week 32 of 32

Team 8: The Old & The Restless

Name	Pins	Gms	True Average	Book Ave	High Game	High Sers	Points Won	Points Lost	%Won
Traber, Jason	18624	96	194.00	203	267	704	55.5	40.5	57.81%
Schmitz, Chuck	13829	78	177.29	183	268	635	35.0	43.0	44.87%
Gest, Neil	14648	81	180.84	180	226	631	32.5	48.5	40.12%
Schmitz, Mike	2916	15	194.40	---	235	647	9.0	6.0	60.00%

Team History

Week	Bowling No.	Date	Opp. Team	-1-	-2-	-3-	Total	Last Wk WON	Last Wk Lost	Points Won	Points Lost	Year-To-Date WON	Y-T-D LOST	High Game	High Sers
1	09/12/10	7		560	520	467	1547	5	11	5	11	5	11	560	1547
2	09/19/10	5		486	521	546	1553	8	8	13	19	13	19	560	1553
3	09/26/10	9		548	576	568	1692	12½	3½	25½	22½	25½	22½	576	1692
4	10/03/10	11		583	583	525	1691	13½	2½	39	25	39	25	583	1692
5	10/10/10	2		484	524	548	1556	6	10	45	35	45	35	583	1692
6	10/17/10	13		551	502	520	1573	6	10	51	45	51	45	583	1692
7	10/24/10	4		508	636	566	1710	5	11	56	56	56	56	636	1710
8	10/24/10	6		566	624	693	1883	11	5	67	61	67	61	693	1883
9	10/31/10	1		498	527	577	1602	4	12	71	73	71	73	693	1883
10	11/07/10	3		504	543	617	1664	8	8	79	81	79	81	693	1883
11	11/07/10	10		592	591	515	1698	5	11	84	92	84	92	693	1883
12	11/14/10	14		625	602	593	1820	13	3	97	95	97	95	693	1883
13	11/14/10	12		575	620	540	1735	15	1	112	96	112	96	693	1883
14	11/28/10	2		494	591	540	1625	4	12	116	108	116	108	693	1883
15	12/05/10	1		547	597	526	1670	6	10	122	118	122	118	693	1883
16	12/12/10	10		585	540	626	1751	9½	6½	131½	124½	131½	124½	693	1883

End of 1st part

17	12/19/10	7		549	569	524	1642	7	9	7	9	138½	133½	693	1883
18	12/26/10	5		487	561	561	1609	1	15	8	24	139½	148½	693	1883
19	01/02/11	9		508	519	451	1478	2	14	10	38	141½	162½	693	1883
20	01/09/11	11		533	454	535	1522	6	10	16	48	147½	172½	693	1883
21	01/16/11	3		580	571	537	1688	8	8	24	56	155½	180½	693	1883
22	01/23/11	13		543	660	591	1794	9	7	33	63	164½	187½	693	1883
23	01/30/11	4		556	532	474	1562	5	11	38	74	169½	198½	693	1883
24	01/30/11	6		540	566	594	1700	7½	8½	45½	82½	177	207	693	1883
25	02/06/11	3		554	663	552	1769	9	7	54½	89½	186	214	693	1883
26	02/13/11	10		566	614	559	1739	5	11	59½	100½	191	225	693	1883
27	02/13/11	14		569	600	654	1823	10	6	69½	106½	201	231	693	1883
28	02/20/11	3		585	592	580	1757	16	0	85½	106½	217	231	693	1883
29	02/27/11	12		585	570	553	1708	10	6	95½	112½	227	237	693	1883
30	02/27/11	2		594	603	587	1784	8	8	103½	120½	235	245	693	1883
31	03/06/11	1		517	540	556	1613	8	8	111½	128½	243	253	693	1883
32	03/13/11	13		534	615	606	1755	12	4	123½	132½	255	257	693	1883

Sunday Morning Threesome

Sunday 9:00 AM

Classic Lanes

Lanes 3 - 16

Note: This report includes information through March 13 which is week 32 of 32

Jason Traber's Bowling Record - Team 8: The Old & The Restless

Week No.	Bowling Date	Old Ave	---Average Change---			Pins	Gms	---Average Change---			High Game	High Sers	Points Won	Points Lost	%Won	
			-1-	-2-	-3-			New - Old	---> +/-							
1	09/12/10	bk203	170	160	141	471	471	3	157.00	- 0.00	= 157.00	170	471	3.0	5.0	0.00%
2	09/19/10	bk203	190	202	166	558	1029	6	171.50	- 157.00	= 14.50	202	558	1.0	5.0	16.67%
3	09/26/10	bk203	190	194	188	572	1601	9	177.89	- 171.50	= 6.39	202	572	3.0	6.0	33.33%
4	10/03/10	177	232	177	202	611	2212	12	184.33	- 177.89	= 6.44	232	611	6.0	6.0	50.00%
5	10/10/10	184	142	213	173	528	2740	15	182.67	- 184.33	= -1.67	232	611	8.0	7.0	53.33%
6	10/17/10	182	202	176	183	561	3301	18	183.39	- 182.67	= 0.72	232	611	10.0	8.0	55.56%
7	10/24/10	183	196	191	193	580	3881	21	184.81	- 183.39	= 1.42	232	611	10.0	11.0	47.62%
8	10/24/10	184	146	195	221	562	4443	24	185.13	- 184.81	= 0.32	232	611	12.0	12.0	50.00%
9	10/31/10	185	149	178	191	518	4961	27	183.74	- 185.13	= -1.38	232	611	12.0	15.0	44.44%
10	11/07/10	183	163	196	237	596	5557	30	185.23	- 183.74	= 1.49	237	611	14.0	16.0	46.67%
11	11/07/10	185	205	196	175	576	6133	33	185.85	- 185.23	= 0.62	237	611	16.0	17.0	48.48%
12	11/14/10	185	191	222	215	628	6761	36	187.81	- 185.85	= 1.96	237	628	19.0	17.0	52.78%
13	11/14/10	187	178	221	185	584	7345	39	188.33	- 187.81	= 0.53	237	628	22.0	17.0	56.41%
14	11/28/10	188	158	227	177	562	7907	42	188.26	- 188.33	= -0.07	237	628	23.0	19.0	54.76%
15	12/05/10	188	160	207	202	569	8476	45	188.36	- 188.26	= 0.09	237	628	24.0	21.0	53.33%
16	12/12/10	188	169	159	244	572	9048	48	188.50	- 188.36	= 0.14	244	628	25.5	22.5	53.13%

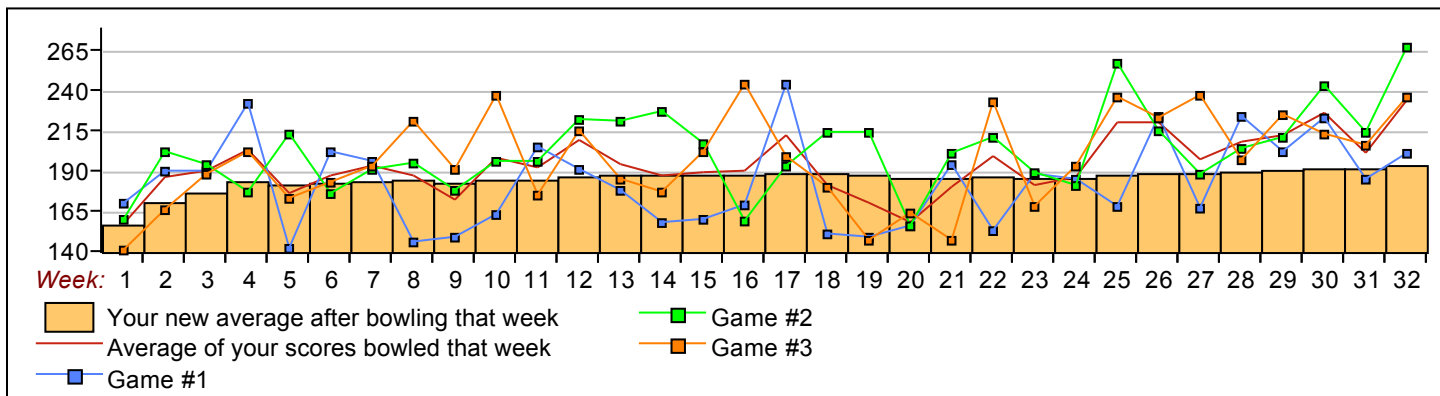
End of 1st part

17	12/19/10	188	244	193	199	636	9684	51	189.88	- 188.50	= 1.38	244	636	27.5	23.5	53.92%
18	12/26/10	189	151	214	180	545	10229	54	189.43	- 189.88	= -0.46	244	636	27.5	26.5	50.93%
19	01/02/11	189	149	214	147	510	10739	57	188.40	- 189.43	= -1.02	244	636	28.5	28.5	50.00%
20	01/09/11	188	156	156	164	476	11215	60	186.92	- 188.40	= -1.49	244	636	29.5	30.5	49.17%
21	01/16/11	186	194	201	147	542	11757	63	186.62	- 186.92	= -0.30	244	636	30.5	32.5	48.41%
22	01/23/11	186	153	211	233	597	12354	66	187.18	- 186.62	= 0.56	244	636	32.5	33.5	49.24%
23	01/30/11	187	188	189	168	545	12899	69	186.94	- 187.18	= -0.24	244	636	34.5	34.5	50.00%
24	01/30/11	186	185	181	193	559	13458	72	186.92	- 186.94	= -0.03	244	636	36.5	35.5	50.69%
25	02/06/11	186	168	257	236	661	14119	75	188.25	- 186.92	= 1.34	257	661	39.5	35.5	52.67%
26	02/13/11	188	224	215	223	662	14781	78	189.50	- 188.25	= 1.25	257	662	41.5	36.5	53.21%
27	02/13/11	189	167	188	237	592	15373	81	189.79	- 189.50	= 0.29	257	662	42.5	38.5	52.47%
28	02/20/11	189	224	204	197	625	15998	84	190.45	- 189.79	= 0.66	257	662	45.5	38.5	54.17%
29	02/27/11	190	202	211	225	638	16636	87	191.22	- 190.45	= 0.77	257	662	48.5	38.5	55.75%
30	02/27/11	191	223	243	213	679	17315	90	192.39	- 191.22	= 1.17	257	679	50.5	39.5	56.11%
31	03/06/11	192	185	214	206	605	17920	93	192.69	- 192.39	= 0.30	257	679	53.5	39.5	57.53%
32	03/13/11	192	201	267	236	704	18624	96	194.00	- 192.69	= 1.31	267	704	55.5	40.5	57.81%

<100	100's	125's	150's	175's	200's	225's	250's	275's	300's
		7	17	32	27	11	2		
<400	400's	450's	500's	550's	600's	650's	700's	750's	800's
		2	6	14	6	3	1		

Ave of Game 1 182.97 **Ave of Game 2** 202.25 **Ave of Game 3** 196.78

High game of 267 on week 32 High series of 704 on week 32 High average of 194.00 after bowling week 32
 Low game of 141 on week 1 Low series of 471 on week 1 Low average of 157.00 after bowling week 1



Sunday Morning Threesome

Sunday 9:00 AM

Classic Lanes

Lanes 3 - 16

Note: This report includes information through March 13 which is week 32 of 32

Chuck Schmitz's Bowling Record - Team 8: The Old & The Restless

Week No.	Bowling Date	Old Ave	---Average Change---			Pins	Gms	---Average Change---			High Game	High Sers	Points Won	Points Lost	%Won	
			-1-	-2-	-3-			New - Old	---> +/-							
1	09/12/10	bk183	176	193	148	517	517	3	172.33	- 0.00	= 172.33	193	517	1.0	2.0	33.33%
2	09/19/10	bk183	147	138	178	463	980	6	163.33	- 172.33	= -9.00	193	517	1.0	5.0	16.67%
3	09/26/10	bk183	219	168	163	550	1530	9	170.00	- 163.33	= 6.67	219	550	3.0	6.0	33.33%
4	10/03/10	170	152	213	161	526	2056	12	171.33	- 170.00	= 1.33	219	550	5.0	7.0	41.67%
5	10/10/10	171	189	130	205	524	2580	15	172.00	- 171.33	= 0.67	219	550	7.0	8.0	46.67%
6	10/17/10	172	148	164	156	468	3048	18	169.33	- 172.00	= -2.67	219	550	7.0	11.0	38.89%
7	10/24/10	169	146	203	178	527	3575	21	170.24	- 169.33	= 0.90	219	550	9.0	12.0	42.86%
8	10/24/10	170				0	3575	21	170.24	- 170.24	= 0.00	219	550	9.0	12.0	42.86%
9	10/31/10	170	175	180	180	535	4110	24	171.25	- 170.24	= 1.01	219	550	10.0	14.0	41.67%
10	11/07/10	171	174	170	199	543	4653	27	172.33	- 171.25	= 1.08	219	550	12.0	15.0	44.44%
11	11/07/10	172				0	4653	27	172.33	- 172.33	= 0.00	219	550	12.0	15.0	44.44%
12	11/14/10	172	210	177	187	574	5227	30	174.23	- 172.33	= 1.90	219	574	13.0	17.0	43.33%
13	11/14/10	174				0	5227	30	174.23	- 174.23	= 0.00	219	574	13.0	17.0	43.33%
14	11/28/10	174	172	167	183	522	5749	33	174.21	- 174.23	= -0.02	219	574	13.0	20.0	39.39%
15	12/05/10	174	202	170	133	505	6254	36	173.72	- 174.21	= -0.49	219	574	14.0	22.0	38.89%
16	12/12/10	173	201	178	169	548	6802	39	174.41	- 173.72	= 0.69	219	574	15.0	24.0	38.46%

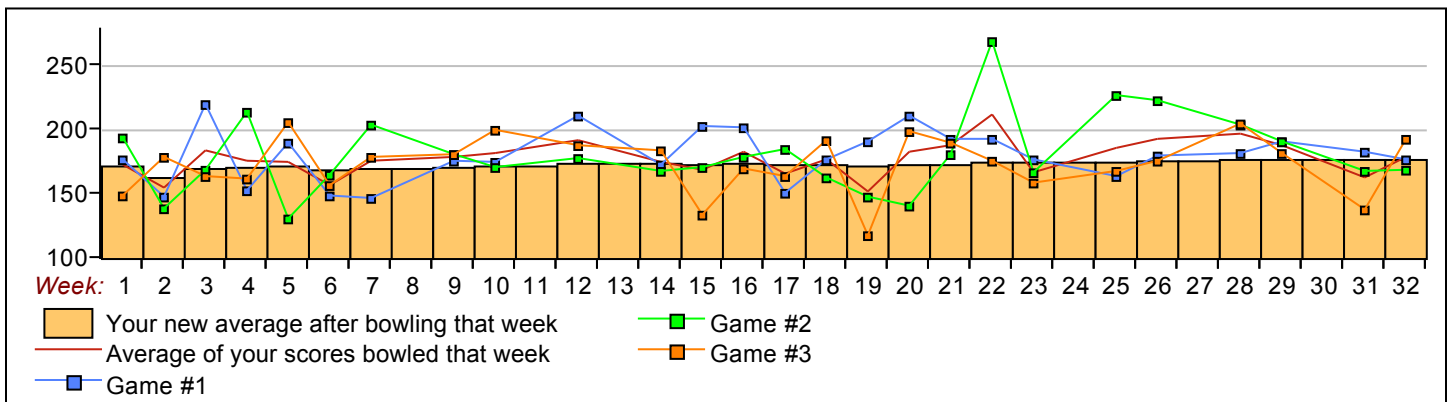
End of 1st part

17	12/19/10	174	150	184	163	497	7299	42	173.79	- 174.41	= -0.62	219	574	16.0	26.0	38.10%
18	12/26/10	173	176	162	191	529	7828	45	173.96	- 173.79	= 0.17	219	574	17.0	28.0	37.78%
19	01/02/11	173	190	147	117	454	8282	48	172.54	- 173.96	= -1.41	219	574	17.0	31.0	35.42%
20	01/09/11	172	210	140	198	548	8830	51	173.14	- 172.54	= 0.60	219	574	19.0	32.0	37.25%
21	01/16/11	173	192	180	189	561	9391	54	173.91	- 173.14	= 0.77	219	574	22.0	32.0	40.74%
22	01/23/11	173	192	268	175	635	10026	57	175.89	- 173.91	= 1.99	268	635	23.0	34.0	40.35%
23	01/30/11	175	176	166	158	500	10526	60	175.43	- 175.89	= -0.46	268	635	24.0	36.0	40.00%
24	01/30/11	175				0	10526	60	175.43	- 175.43	= 0.00	268	635	24.0	36.0	40.00%
25	02/06/11	175	163	226	167	556	11082	63	175.90	- 175.43	= 0.47	268	635	25.0	38.0	39.68%
26	02/13/11	175	179	222	175	576	11658	66	176.64	- 175.90	= 0.73	268	635	26.0	40.0	39.39%
27	02/13/11	176				0	11658	66	176.64	- 176.64	= 0.00	268	635	26.0	40.0	39.39%
28	02/20/11	176	181	203	204	588	12246	69	177.48	- 176.64	= 0.84	268	635	29.0	40.0	42.03%
29	02/27/11	177	190	190	181	561	12807	72	177.88	- 177.48	= 0.40	268	635	31.0	41.0	43.06%
30	02/27/11	177				0	12807	72	177.88	- 177.88	= 0.00	268	635	31.0	41.0	43.06%
31	03/06/11	177	182	167	137	486	13293	75	177.24	- 177.88	= -0.63	268	635	32.0	43.0	42.67%
32	03/13/11	177	176	168	192	536	13829	78	177.29	- 177.24	= 0.05	268	635	35.0	43.0	44.87%

<100	100's	125's	150's	175's	200's	225's	250's	275's	300's
	1	10	21	33	11	1	1		
<400	400's	450's	500's	550's	600's	650's	700's	750's	800's
		5	13	7	1				

Ave of Game 1	Ave of Game 2	Ave of Game 3
179.54	179.77	172.58

High game of 268 on week 22 High series of 635 on week 22 High average of 177.88 after bowling week 29
 Low game of 117 on week 19 Low series of 454 on week 19 Low average of 163.33 after bowling week 2



Sunday Morning Threesome

Sunday 9:00 AM

Classic Lanes

Lanes 3 - 16

Note: This report includes information through March 13 which is week 32 of 32

Neil Gest's Bowling Record - Team 8: The Old & The Restless

Week No.	Bowling Date	Old Ave	Average Change			Total	Pins	Gms	---Average Change---			High Game	High Sers	Points Won	Points Lost	%Won
			-1-	-2-	-3-				New	- Old	---> +/-					
1	09/12/10 bk180				0	0	0		- 0.00	= 0.00	0	0			0.00%	
2	09/19/10 bk180	149	181	202	532	532	3	177.33	- 0.00	= 177.33	202	532	2.0	1.0	66.67%	
3	09/26/10 bk180				0	532	3	177.33	- 177.33	= 0.00	202	532	2.0	1.0	66.67%	
4	10/03/10 bk180				0	532	3	177.33	- 177.33	= 0.00	202	532	2.0	1.0	66.67%	
5	10/10/10 bk180	153	181	170	504	1036	6	172.67	- 177.33	= -4.67	202	532	2.0	4.0	33.33%	
6	10/17/10 bk180	201	162	181	544	1580	9	175.56	- 172.67	= 2.89	202	544	4.0	5.0	44.44%	
7	10/24/10 175				0	1580	9	175.56	- 175.56	= 0.00	202	544	4.0	5.0	44.44%	
8	10/24/10 175				0	1580	9	175.56	- 175.56	= 0.00	202	544	4.0	5.0	44.44%	
9	10/31/10 175	174	169	206	549	2129	12	177.42	- 175.56	= 1.86	206	549	5.0	7.0	41.67%	
10	11/07/10 177	167	177	181	525	2654	15	176.93	- 177.42	= -0.48	206	549	6.0	9.0	40.00%	
11	11/07/10 176	188	172	176	536	3190	18	177.22	- 176.93	= 0.29	206	549	6.0	12.0	33.33%	
12	11/14/10 177	224	203	191	618	3808	21	181.33	- 177.22	= 4.11	224	618	8.0	13.0	38.10%	
13	11/14/10 181	162	179	163	504	4312	24	179.67	- 181.33	= -1.67	224	618	10.0	14.0	41.67%	
14	11/28/10 179	164	197	180	541	4853	27	179.74	- 179.67	= 0.07	224	618	11.0	16.0	40.74%	
15	12/05/10 179	185	220	191	596	5449	30	181.63	- 179.74	= 1.89	224	618	13.0	17.0	43.33%	
16	12/12/10 181	215	203	213	631	6080	33	184.24	- 181.63	= 2.61	224	631	15.0	18.0	45.45%	

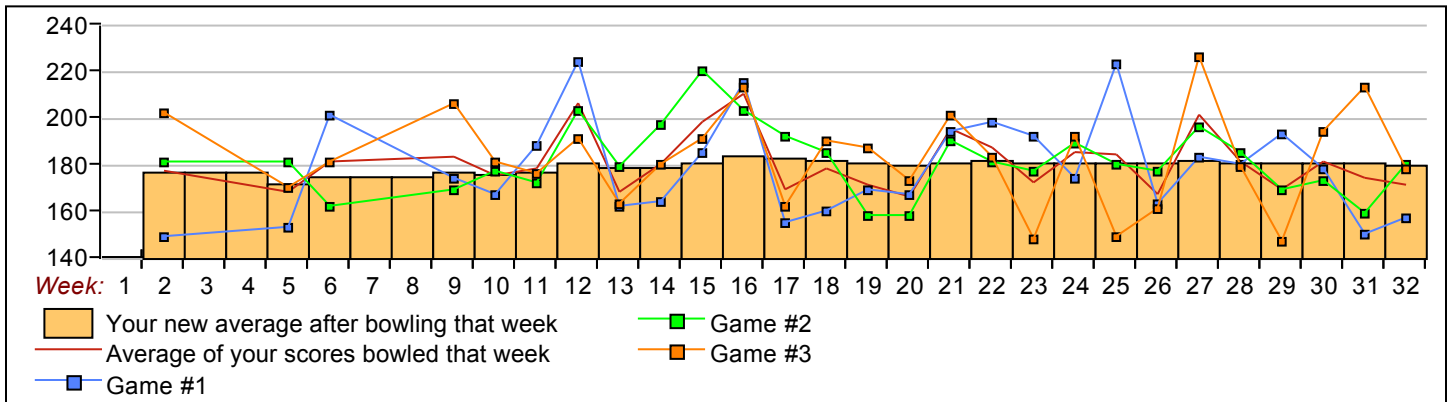
End of 1st part

17	12/19/10 184	155	192	162	509	6589	36	183.03	- 184.24	= -1.21	224	631	17.0	19.0	47.22%
18	12/26/10 183	160	185	190	535	7124	39	182.67	- 183.03	= -0.36	224	631	17.0	22.0	43.59%
19	01/02/11 182	169	158	187	514	7638	42	181.86	- 182.67	= -0.81	224	631	18.0	24.0	42.86%
20	01/09/11 181	167	158	173	498	8136	45	180.80	- 181.86	= -1.06	224	631	19.0	26.0	42.22%
21	01/16/11 180	194	190	201	585	8721	48	181.69	- 180.80	= 0.89	224	631	20.0	28.0	41.67%
22	01/23/11 181	198	181	183	562	9283	51	182.02	- 181.69	= 0.33	224	631	21.0	30.0	41.18%
23	01/30/11 182	192	177	148	517	9800	54	181.48	- 182.02	= -0.54	224	631	21.0	33.0	38.89%
24	01/30/11 181	174	189	192	555	10355	57	181.67	- 181.48	= 0.19	224	631	22.5	34.5	39.47%
25	02/06/11 181	223	180	149	552	10907	60	181.78	- 181.67	= 0.12	224	631	24.5	35.5	40.83%
26	02/13/11 181	163	177	161	501	11408	63	181.08	- 181.78	= -0.70	224	631	24.5	38.5	38.89%
27	02/13/11 181	183	196	226	605	12013	66	182.02	- 181.08	= 0.94	226	631	26.5	39.5	40.15%
28	02/20/11 182	180	185	179	544	12557	69	181.99	- 182.02	= -0.03	226	631	29.5	39.5	42.75%
29	02/27/11 181	193	169	147	509	13066	72	181.47	- 181.99	= -0.51	226	631	29.5	42.5	40.97%
30	02/27/11 181	178	173	194	545	13611	75	181.48	- 181.47	= 0.01	226	631	31.5	43.5	42.00%
31	03/06/11 181	150	159	213	522	14133	78	181.19	- 181.48	= -0.29	226	631	32.5	45.5	41.67%
32	03/13/11 181	157	180	178	515	14648	81	180.84	- 181.19	= -0.35	226	631	32.5	48.5	40.12%

<u><100</u>	<u>100's</u>	<u>125's</u>	<u>150's</u>	<u>175's</u>	<u>200's</u>	<u>225's</u>	<u>250's</u>	<u>275's</u>	<u>300's</u>
		4	26	38	12	1			
<u><400</u>	<u>400's</u>	<u>450's</u>	<u>500's</u>	<u>550's</u>	<u>600's</u>	<u>650's</u>	<u>700's</u>	<u>750's</u>	<u>800's</u>
		1	18	5	3				

Ave of Game 1 **Ave of Game 2** **Ave of Game 3**
 178.44 181.22 182.85

High game of **226** on week **27** High series of **631** on week **16** High average of **184.24** after bowling week **16**
 Low game of **147** on week **29** Low series of **498** on week **20** Low average of **172.67** after bowling week **5**



Sunday Morning Threesome

Sunday 9:00 AM

Classic Lanes

Lanes 3 - 16

Note: This report includes information through March 13 which is week 32 of 32

Mike Schmitz's Bowling Record - Team 8: The Old & The Restless

Week No.	Bowling Date	Old Ave	---Average Change---			Total	Pins	Gms	---Average Change---			High Game	High Sers	Points Won	Points Lost	%Won
			-1-	-2-	-3-				New - Old	---> +/-						
1	09/12/10	186	214	167	178	559	559	3	186.33	- 0.00	= 186.33	214	559	2.0	1.0	66.67%
2	09/19/10	186				0	559	3	186.33	- 186.33	= 0.00	214	559	2.0	1.0	66.67%
3	09/26/10	186	139	214	217	570	1129	6	188.17	- 186.33	= 1.83	217	570	3.5	2.5	58.33%
4	10/03/10	186	199	193	162	554	1683	9	187.00	- 188.17	= -1.17	217	570	5.0	4.0	55.56%
5	10/10/10	187				0	1683	9	187.00	- 187.00	= 0.00	217	570	5.0	4.0	55.56%
6	10/17/10	187				0	1683	9	187.00	- 187.00	= 0.00	217	570	5.0	4.0	55.56%
7	10/24/10	187				0	1683	9	187.00	- 187.00	= 0.00	217	570	5.0	4.0	55.56%
8	10/24/10	187				0	1683	9	187.00	- 187.00	= 0.00	217	570	5.0	4.0	55.56%
9	10/31/10	187				0	1683	9	187.00	- 187.00	= 0.00	217	570	5.0	4.0	55.56%
10	11/07/10	187				0	1683	9	187.00	- 187.00	= 0.00	217	570	5.0	4.0	55.56%
11	11/07/10	187	199	223	164	586	2269	12	189.08	- 187.00	= 2.08	223	586	6.0	6.0	50.00%
12	11/14/10	189				0	2269	12	189.08	- 189.08	= 0.00	223	586	6.0	6.0	50.00%
13	11/14/10	189	235	220	192	647	2916	15	194.40	- 189.08	= 5.32	235	647	9.0	6.0	60.00%
14	11/28/10	194				0	2916	15	194.40	- 194.40	= 0.00	235	647	9.0	6.0	60.00%
15	12/05/10	194				0	2916	15	194.40	- 194.40	= 0.00	235	647	9.0	6.0	60.00%
16	12/12/10	194				0	2916	15	194.40	- 194.40	= 0.00	235	647	9.0	6.0	60.00%

End of 1st part

17	12/19/10	194				0	2916	15	194.40	- 194.40	= 0.00	235	647	9.0	6.0	60.00%
18	12/26/10	194				0	2916	15	194.40	- 194.40	= 0.00	235	647	9.0	6.0	60.00%
19	01/02/11	194				0	2916	15	194.40	- 194.40	= 0.00	235	647	9.0	6.0	60.00%
20	01/09/11	194				0	2916	15	194.40	- 194.40	= 0.00	235	647	9.0	6.0	60.00%
21	01/16/11	194				0	2916	15	194.40	- 194.40	= 0.00	235	647	9.0	6.0	60.00%
22	01/23/11	194				0	2916	15	194.40	- 194.40	= 0.00	235	647	9.0	6.0	60.00%
23	01/30/11	194				0	2916	15	194.40	- 194.40	= 0.00	235	647	9.0	6.0	60.00%
24	01/30/11	194				0	2916	15	194.40	- 194.40	= 0.00	235	647	9.0	6.0	60.00%
25	02/06/11	194				0	2916	15	194.40	- 194.40	= 0.00	235	647	9.0	6.0	60.00%
26	02/13/11	194				0	2916	15	194.40	- 194.40	= 0.00	235	647	9.0	6.0	60.00%
27	02/13/11	194				0	2916	15	194.40	- 194.40	= 0.00	235	647	9.0	6.0	60.00%
28	02/20/11	194				0	2916	15	194.40	- 194.40	= 0.00	235	647	9.0	6.0	60.00%
29	02/27/11	194				0	2916	15	194.40	- 194.40	= 0.00	235	647	9.0	6.0	60.00%
30	02/27/11	194				0	2916	15	194.40	- 194.40	= 0.00	235	647	9.0	6.0	60.00%
31	03/06/11	194				0	2916	15	194.40	- 194.40	= 0.00	235	647	9.0	6.0	60.00%
32	03/13/11	194				0	2916	15	194.40	- 194.40	= 0.00	235	647	9.0	6.0	60.00%

<100	100's	125's	150's	175's	200's	225's	250's	275's	300's
		1	3	5	5	1			
<400	400's	450's	500's	550's	600's	650's	700's	750's	800's
				4	1				

Ave of Game 1 Ave of Game 2 Ave of Game 3

197.20 203.40 182.60

High game of 235 on week 13 High series of 647 on week 13 High average of 194.40 after bowling week 13
 Low game of 139 on week 3 Low series of 554 on week 4 Low average of 186.33 after bowling week 1

