

Sunday Morning Threesome

Sunday 9:00 AM

Classic Lanes

Lanes 3 - 16

Note: This report includes information through March 13 which is week 32 of 32

Team 9: Bone Smugglers

Name	Pins	Gms	True Average	Book Ave	High Game	High Sers	Points Won	Points Lost	%Won
Konopka, Joseph	12248	57	214.88	214	265	704	28.0	29.0	49.12%
Fields, Andy	14595	75	194.60	194	258	706	38.0	40.0	48.72%
Holmquist, Craig	18411	93	197.97	196	268	752	47.0	46.0	50.54%
Gauger, Pat	10427	48	217.23	210	268	734	27.0	21.0	56.25%

Team History

Week	Bowling No.	Date	Opp. Team	-1-	-2-	-3-	Total	Last Wk WON	Last Wk Lost	Points Won	Points Lost	Year-To-Date WON	Y-T-D LOST	High Game	High Sers
1	09/12/10	10	611	555	580	1746	12	4	12	4	12	4	611	1746	
2	09/19/10	12	694	568	595	1857	8	8	20	12	20	12	694	1857	
3	09/26/10	8	560	576	570	1706	3½	12½	23½	24½	23½	24½	694	1857	
4	10/03/10	6	624	602	565	1791	5	11	28½	35½	28½	35½	694	1857	
5	10/10/10	7	521	565	626	1712	4	12	32½	47½	32½	47½	694	1857	
6	10/17/10	2	628	627	717	1972	8	8	40½	55½	40½	55½	717	1972	
7	10/24/10	3	562	579	629	1770	6	10	46½	65½	46½	65½	717	1972	
8	10/24/10	7	612	568	570	1750	9	7	55½	72½	55½	72½	717	1972	
9	10/31/10	11	640	620	672	1932	9	7	64½	79½	64½	79½	717	1972	
10	11/07/10	11	621	675	549	1845	7	9	71½	88½	71½	88½	717	1972	
11	11/07/10	4	723	595	675	1993	10	6	81½	94½	81½	94½	723	1993	
12	11/14/10	5	561	580	601	1742	6	10	87½	104½	87½	104½	723	1993	
13	11/14/10	14	665	582	595	1842	6	10	93½	114½	93½	114½	723	1993	
14	11/28/10	1	620	534	624	1778	3	13	96½	127½	96½	127½	723	1993	
15	12/05/10	13	639	670	626	1935	11	5	107½	132½	107½	132½	723	1993	
16	12/12/10	14	545	540	614	1699	5	11	112½	143½	112½	143½	723	1993	

End of 1st part

17	12/19/10	10	598	623	590	1811	8	8	8	8	120½	151½	723	1993
18	12/26/10	12	638	612	613	1863	11	5	19	13	131½	156½	723	1993
19	01/02/11	8	684	575	541	1800	14	2	33	15	145½	158½	723	1993
20	01/09/11	6	626	617	618	1861	9	7	42	22	154½	165½	723	1993
21	01/16/11	5	616	636	662	1914	10	6	52	28	164½	171½	723	1993
22	01/23/11	2	585	631	649	1865	4	12	56	40	168½	183½	723	1993
23	01/30/11	3	674	562	628	1864	15	1	71	41	183½	184½	723	1993
24	01/30/11	7	647	607	633	1887	8	8	79	49	191½	192½	723	1993
25	02/06/11	11	532	670	630	1832	7	9	86	58	198½	201½	723	1993
26	02/13/11	4	596	656	541	1793	3	13	89	71	201½	214½	723	1993
27	02/13/11	5	642	575	652	1869	6½	9½	95½	80½	208	224	723	1993
28	02/20/11	2	681	570	553	1804	8	8	103½	88½	216	232	723	1993
29	02/27/11	14	614	569	648	1831	11	5	114½	93½	227	237	723	1993
30	02/27/11	1	680	575	574	1829	3	13	117½	106½	230	250	723	1993
31	03/06/11	13	639	714	652	2005	10	6	127½	112½	240	256	723	2005
32	03/13/11	7	602	580	660	1842	7½	8½	135	121	247½	264½	723	2005

Sunday Morning Threesome

Sunday 9:00 AM

Classic Lanes

Lanes 3 - 16

Note: This report includes information through March 13 which is week 32 of 32

Joseph Konopka's Bowling Record - Team 9: Bone Smugglers

Week No.	Bowling Date	Old Ave	---Average Change---			Total	Pins	Gms	---Average Change---			High Game	High Sers	Points Won	Points Lost	%Won
			-1-	-2-	-3-				New - Old	--> +/-						
1	09/12/10	bk214	191	207	223	621	621	3	207.00	- 0.00	= 207.00	223	621	3.0		100.00%
2	09/19/10	bk214	227	182	206	615	1236	6	206.00	- 207.00	= -1.00	227	621	5.0	1.0	83.33%
3	09/26/10	bk214	194	179	220	593	1829	9	203.22	- 206.00	= -2.78	227	621	6.0	3.0	66.67%
4	10/03/10	203	248	228	194	670	2499	12	208.25	- 203.22	= 5.03	248	670	8.0	4.0	66.67%
5	10/10/10	208	182	186	259	627	3126	15	208.40	- 208.25	= 0.15	259	670	9.0	6.0	60.00%
6	10/17/10	208	211	205	256	672	3798	18	211.00	- 208.40	= 2.60	259	672	10.0	8.0	55.56%
7	10/24/10	211	201	246	225	672	4470	21	212.86	- 211.00	= 1.86	259	672	12.0	9.0	57.14%
8	10/24/10	212	224	231	226	681	5151	24	214.63	- 212.86	= 1.77	259	681	14.0	10.0	58.33%
9	10/31/10	214				0	5151	24	214.63	- 214.63	= 0.00	259	681	14.0	10.0	58.33%
10	11/07/10	214				0	5151	24	214.63	- 214.63	= 0.00	259	681	14.0	10.0	58.33%
11	11/07/10	214	252	208	243	703	5854	27	216.81	- 214.63	= 2.19	259	703	15.0	12.0	55.56%
12	11/14/10	216	202	226	186	614	6468	30	215.60	- 216.81	= -1.21	259	703	15.0	15.0	50.00%
13	11/14/10	215	228	151	182	561	7029	33	213.00	- 215.60	= -2.60	259	703	15.0	18.0	45.45%
14	11/28/10	213				0	7029	33	213.00	- 213.00	= 0.00	259	703	15.0	18.0	45.45%
15	12/05/10	213				0	7029	33	213.00	- 213.00	= 0.00	259	703	15.0	18.0	45.45%
16	12/12/10	213	179	166	208	553	7582	36	210.61	- 213.00	= -2.39	259	703	15.0	21.0	41.67%

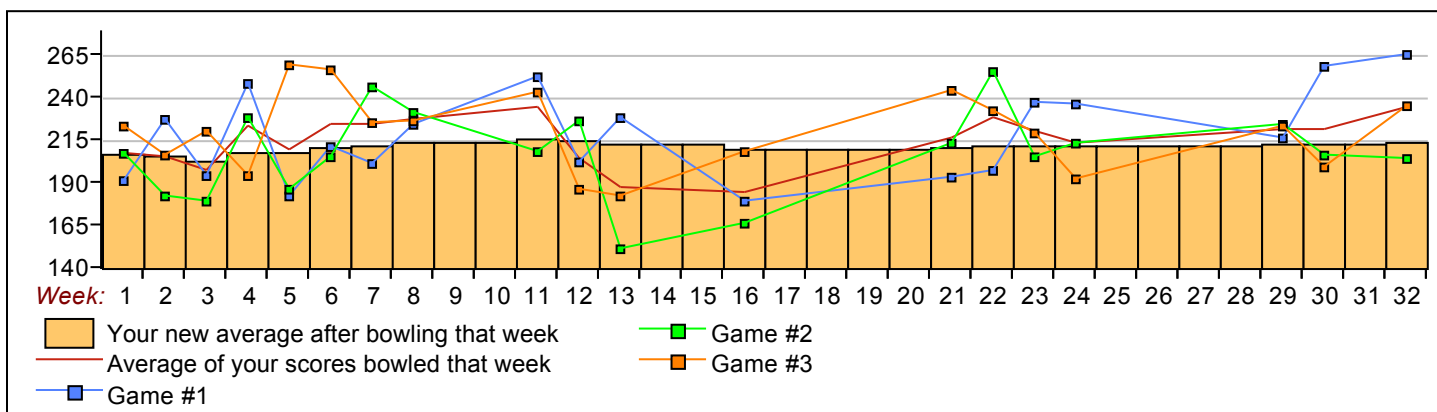
End of 1st part

17	12/19/10	210				0	7582	36	210.61	- 210.61	= 0.00	259	703	15.0	21.0	41.67%
18	12/26/10	210				0	7582	36	210.61	- 210.61	= 0.00	259	703	15.0	21.0	41.67%
19	01/02/11	210				0	7582	36	210.61	- 210.61	= 0.00	259	703	15.0	21.0	41.67%
20	01/09/11	210				0	7582	36	210.61	- 210.61	= 0.00	259	703	15.0	21.0	41.67%
21	01/16/11	210	193	213	244	650	8232	39	211.08	- 210.61	= 0.47	259	703	15.0	24.0	38.46%
22	01/23/11	211	197	255	232	684	8916	42	212.29	- 211.08	= 1.21	259	703	17.0	25.0	40.48%
23	01/30/11	212	237	205	219	661	9577	45	212.82	- 212.29	= 0.54	259	703	20.0	25.0	44.44%
24	01/30/11	212	236	213	192	641	10218	48	212.88	- 212.82	= 0.05	259	703	21.0	27.0	43.75%
25	02/06/11	212				0	10218	48	212.88	- 212.88	= 0.00	259	703	21.0	27.0	43.75%
26	02/13/11	212				0	10218	48	212.88	- 212.88	= 0.00	259	703	21.0	27.0	43.75%
27	02/13/11	212	a192	a192	a192	576	10218	48	212.88	- 212.88	= 0.00	259	703	21.0	27.0	43.75%
28	02/20/11	212				0	10218	48	212.88	- 212.88	= 0.00	259	703	21.0	27.0	43.75%
29	02/27/11	212	216	224	223	663	10881	51	213.35	- 212.88	= 0.48	259	703	23.0	28.0	45.10%
30	02/27/11	213	258	206	199	663	11544	54	213.78	- 213.35	= 0.42	259	703	25.0	29.0	46.30%
31	03/06/11	213				0	11544	54	213.78	- 213.78	= 0.00	259	703	25.0	29.0	46.30%
32	03/13/11	213	265	204	235	704	12248	57	214.88	- 213.78	= 1.10	265	704	28.0	29.0	49.12%

<100	100's	125's	150's	175's	200's	225's	250's	275's	300's
			2	14	20	15	6		
<400	400's	450's	500's	550's	600's	650's	700's	750's	800's
				3	5	9	2		

Ave of Game 1 217.95 **Ave of Game 2** 207.11 **Ave of Game 3** 219.58

High game of 265 on week 32 High series of 704 on week 32 High average of 216.81 after bowling week 11
 Low game of 151 on week 13 Low series of 553 on week 16 Low average of 203.22 after bowling week 3



Sunday Morning Threesome

Sunday 9:00 AM

Classic Lanes

Lanes 3 - 16

Note: This report includes information through March 13 which is week 32 of 32

Andy Fields's Bowling Record - Team 9: Bone Smugglers

Week No.	Bowling Date	Old Ave	---Average Change---			Pins	Gms	---Average Change---			High Game	High Sers	Points Won	Points Lost	%Won			
			-1-	-2-	-3-			Total	New	Old						---> +/-		
1	09/12/10	bk194	246	166	165	577	577	3	192.33	-	0.00	=	192.33	246	577	2.0	1.0	66.67%
2	09/19/10	bk194	211	179	141	531	1108	6	184.67	-	192.33	=	-7.67	246	577	2.0	4.0	33.33%
3	09/26/10	bk194	a174	a174	a174	492	1108	6	184.67	-	184.67	=	0.00	246	577	3.0	6.0	33.33%
4	10/03/10	bk194	196	194	166	556	1664	9	184.89	-	184.67	=	0.22	246	577	3.0	9.0	25.00%
5	10/10/10	184	157	176	212	545	2209	12	184.08	-	184.89	=	-0.81	246	577	4.0	11.0	26.67%
6	10/17/10	184				0	2209	12	184.08	-	184.08	=	0.00	246	577	4.0	11.0	26.67%
7	10/24/10	184	192	180	244	616	2825	15	188.33	-	184.08	=	4.25	246	616	5.0	13.0	27.78%
8	10/24/10	188	219	162	190	571	3396	18	188.67	-	188.33	=	0.33	246	616	8.0	13.0	38.10%
9	10/31/10	188	247	214	181	642	4038	21	192.29	-	188.67	=	3.62	247	642	10.0	14.0	41.67%
10	11/07/10	192	213	221	170	604	4642	24	193.42	-	192.29	=	1.13	247	642	11.0	16.0	40.74%
11	11/07/10	193				0	4642	24	193.42	-	193.42	=	0.00	247	642	11.0	16.0	40.74%
12	11/14/10	193	164	178	228	570	5212	27	193.04	-	193.42	=	-0.38	247	642	13.0	17.0	43.33%
13	11/14/10	193				0	5212	27	193.04	-	193.04	=	0.00	247	642	13.0	17.0	43.33%
14	11/28/10	193	249	159	201	609	5821	30	194.03	-	193.04	=	1.00	249	642	14.0	19.0	42.42%
15	12/05/10	194	204	226	227	657	6478	33	196.30	-	194.03	=	2.27	249	657	16.0	20.0	44.44%
16	12/12/10	196	183	169	170	522	7000	36	194.44	-	196.30	=	-1.86	249	657	18.0	21.0	46.15%

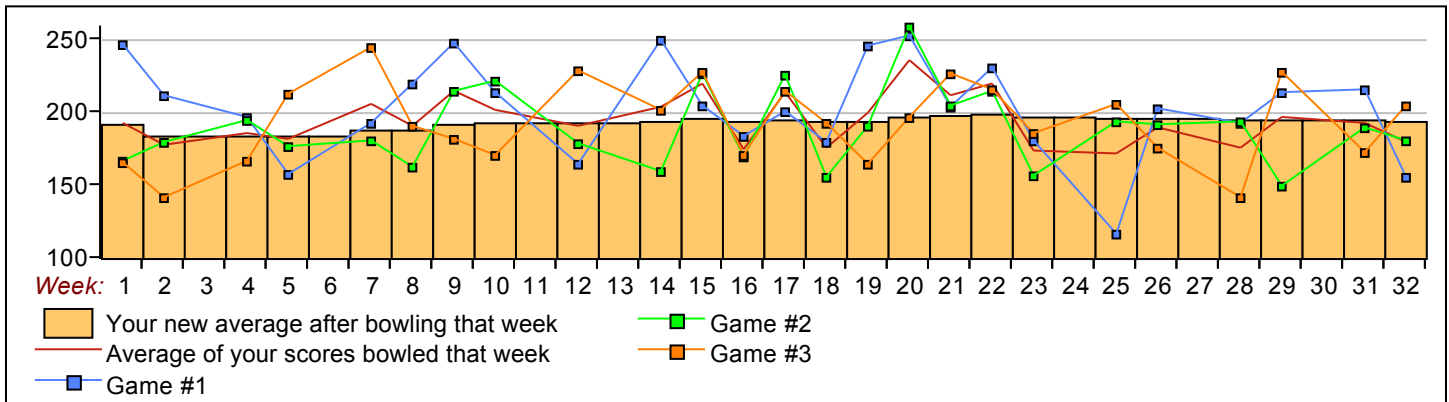
End of 1st part

17	12/19/10	194	200	225	214	639	7639	39	195.87	-	194.44	=	1.43	249	657	19.0	23.0	45.24%
18	12/26/10	195	179	155	192	526	8165	42	194.40	-	195.87	=	-1.47	249	657	21.0	24.0	46.67%
19	01/02/11	194	245	190	164	599	8764	45	194.76	-	194.40	=	0.35	249	657	24.0	24.0	50.00%
20	01/09/11	194	252	258	196	706	9470	48	197.29	-	194.76	=	2.54	258	706	27.0	24.0	52.94%
21	01/16/11	197	203	204	226	633	10103	51	198.10	-	197.29	=	0.81	258	706	27.0	27.0	50.00%
22	01/23/11	198	230	214	215	659	10762	54	199.30	-	198.10	=	1.20	258	706	29.0	28.0	50.88%
23	01/30/11	199	480	456	485	521	11283	57	197.95	-	199.30	=	-1.35	258	706	31.0	29.0	51.67%
24	01/30/11	197				0	11283	57	197.95	-	197.95	=	0.00	258	706	31.0	29.0	51.67%
25	02/06/11	197	116	193	205	514	11797	60	196.62	-	197.95	=	-1.33	258	706	31.0	32.0	49.21%
26	02/13/11	196	202	191	175	568	12365	63	196.27	-	196.62	=	-0.35	258	706	32.0	34.0	48.48%
27	02/13/11	196				0	12365	63	196.27	-	196.27	=	0.00	258	706	32.0	34.0	48.48%
28	02/20/11	196	192	193	141	526	12891	66	195.32	-	196.27	=	-0.95	258	706	34.0	35.0	49.28%
29	02/27/11	195	213	149	227	589	13480	69	195.36	-	195.32	=	0.04	258	706	36.0	36.0	50.00%
30	02/27/11	195				0	13480	69	195.36	-	195.36	=	0.00	258	706	36.0	36.0	50.00%
31	03/06/11	195	215	189	172	576	14056	72	195.22	-	195.36	=	-0.14	258	706	37.0	38.0	49.33%
32	03/13/11	195	155	180	204	539	14595	75	194.60	-	195.22	=	-0.62	258	706	38.0	40.0	48.72%

<u><100</u>	<u>100's</u>	<u>125's</u>	<u>150's</u>	<u>175's</u>	<u>200's</u>	<u>225's</u>	<u>250's</u>	<u>275's</u>	<u>300's</u>
	1	3	15	23	19	12	2		
<u><400</u>	<u>400's</u>	<u>450's</u>	<u>500's</u>	<u>550's</u>	<u>600's</u>	<u>650's</u>	<u>700's</u>	<u>750's</u>	<u>800's</u>
			8	8	6	2	1		

Ave of Game 1 Ave of Game 2 Ave of Game 3
 202.52 188.84 192.44

High game of **258** on week **20** High series of **706** on week **20** High average of **199.30** after bowling week **22**
 Low game of **116** on week **25** Low series of **514** on week **25** Low average of **184.08** after bowling week **5**



Sunday Morning Threesome

Sunday 9:00 AM

Classic Lanes

Lanes 3 - 16

Note: This report includes information through March 13 which is week 32 of 32

Craig Holmquist's Bowling Record - Team 9: Bone Smugglers

Week	Bowling No.	Old Date	Old Ave	-1-	-2-	-3-	Total	Pins	Gms	---Average Change---			High Game	High Sers	Points Won	Points Lost	%Won
										New	- Old	---> +/-					
1	09/12/10	bk196	174	182	192	548	548	3	182.67	-	0.00	= 182.67	192	548	2.0	1.0	66.67%
2	09/19/10	bk196	256	207	248	711	1259	6	209.83	-	182.67	= 27.17	256	711	5.0	1.0	83.33%
3	09/26/10	bk196	192	223	176	591	1850	9	205.56	-	209.83	= -4.28	256	711	6.5	2.5	72.22%
4	10/03/10	205	180	180	205	565	2415	12	201.25	-	205.56	= -4.31	256	711	7.5	4.5	62.50%
5	10/10/10	201	182	203	155	540	2955	15	197.00	-	201.25	= -4.25	256	711	7.5	7.5	50.00%
6	10/17/10	197	212	179	193	584	3539	18	196.61	-	197.00	= -0.39	256	711	7.5	10.5	41.67%
7	10/24/10	196	169	153	160	482	4021	21	191.48	-	196.61	= -5.13	256	711	8.5	12.5	40.48%
8	10/24/10	191	169	175	154	498	4519	24	188.29	-	191.48	= -3.18	256	711	9.5	14.5	39.58%
9	10/31/10	188	178	148	230	556	5075	27	187.96	-	188.29	= -0.33	256	711	10.5	16.5	38.89%
10	11/07/10	187	204	199	165	568	5643	30	188.10	-	187.96	= 0.14	256	711	12.5	17.5	41.67%
11	11/07/10	188	258	204	206	668	6311	33	191.24	-	188.10	= 3.14	258	711	14.5	18.5	43.94%
12	11/14/10	191	195	176	187	558	6869	36	190.81	-	191.24	= -0.44	258	711	16.5	19.5	45.83%
13	11/14/10	190	223	205	187	615	7484	39	191.90	-	190.81	= 1.09	258	711	18.5	20.5	47.44%
14	11/28/10	191	160	191	174	525	8009	42	190.69	-	191.90	= -1.21	258	711	19.5	22.5	46.43%
15	12/05/10	190	207	225	233	665	8674	45	192.76	-	190.69	= 2.07	258	711	21.5	23.5	47.78%
16	12/12/10	192				0	8674	45	192.76	-	192.76	= 0.00	258	711	21.5	23.5	47.78%

End of 1st part

17	12/19/10	192	160	192	187	539	9213	48	191.94	-	192.76	= -0.82	258	711	21.5	26.5	44.79%
18	12/26/10	191	236	223	226	685	9898	51	194.08	-	191.94	= 2.14	258	711	24.5	26.5	48.04%
19	01/02/11	194	192	207	178	577	10475	54	193.98	-	194.08	= -0.10	258	711	26.5	27.5	49.07%
20	01/09/11	193	172	199	197	568	11043	57	193.74	-	193.98	= -0.24	258	711	27.5	29.5	48.25%
21	01/16/11	193	220	219	192	631	11674	60	194.57	-	193.74	= 0.83	258	711	30.5	29.5	50.83%
22	01/23/11	194	158	162	202	522	12196	63	193.59	-	194.57	= -0.98	258	711	30.5	32.5	48.41%
23	01/30/11	193	257	201	224	682	12878	66	195.12	-	193.59	= 1.53	258	711	33.5	32.5	50.76%
24	01/30/11	195	200	157	182	539	13417	69	194.45	-	195.12	= -0.67	258	711	33.5	35.5	48.55%
25	02/06/11	194	183	266	221	670	14087	72	195.65	-	194.45	= 1.20	266	711	35.5	36.5	49.31%
26	02/13/11	195	165	228	162	555	14642	75	195.23	-	195.65	= -0.43	266	711	36.5	38.5	48.67%
27	02/13/11	195	226	182	215	623	15265	78	195.71	-	195.23	= 0.48	266	711	38.0	40.0	48.72%
28	02/20/11	195	268	182	188	638	15903	81	196.33	-	195.71	= 0.63	268	711	40.0	41.0	49.38%
29	02/27/11	196	185	196	198	579	16482	84	196.21	-	196.33	= -0.12	268	711	42.0	42.0	50.00%
30	02/27/11	196	226	173	179	578	17060	87	196.09	-	196.21	= -0.12	268	711	43.0	44.0	49.43%
31	03/06/11	196	237	267	248	752	17812	90	197.91	-	196.09	= 1.82	268	752	46.0	44.0	51.11%
32	03/13/11	197	182	196	221	599	18411	93	197.97	-	197.91	= 0.06	268	752	47.0	46.0	50.54%

<100 100's 125's 150's 175's 200's 225's 250's 275's 300's

1 18 35 22 11 6

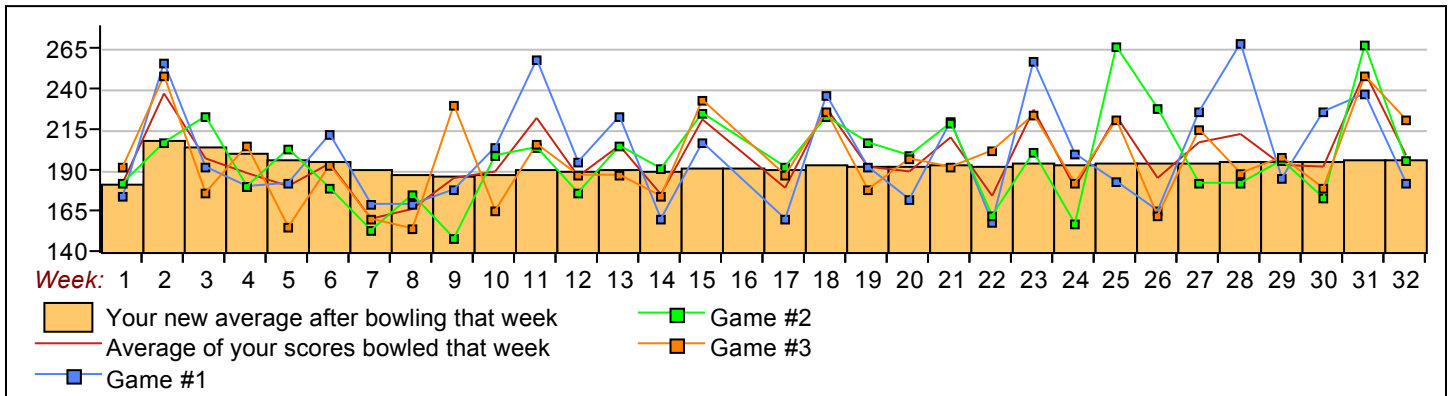
<400 400's 450's 500's 550's 600's 650's 700's 750's 800's

2 6 12 4 5 1 1

Ave of Game 1 Ave of Game 2 Ave of Game 3

200.84 196.77 196.29

High game of **268** on week **28** High series of **752** on week **31** High average of **209.83** after bowling week **2**
 Low game of **148** on week **9** Low series of **482** on week **7** Low average of **182.67** after bowling week **1**



Sunday Morning Threesome

Sunday 9:00 AM

Classic Lanes

Lanes 3 - 16

Note: This report includes information through March 13 which is week 32 of 32

Pat Gauger's Bowling Record - Team 9: Bone Smugglers

Week	Bowling No.	Old Date	Old Ave	-1-	-2-	-3-	Total	Pins	Gms	---Average Change---		High Game	High Sers	Points Won	Points Lost	%Won
										New - Old	---> +/-					
1	09/12/10	bk210					0	0	0	- 0.00	= 0.00	0	0			0.00%
2	09/19/10	bk210				0	0	0	0	- 0.00	= 0.00	0	0			0.00%
3	09/26/10	bk210				0	0	0	0	- 0.00	= 0.00	0	0			0.00%
4	10/03/10	bk210				0	0	0	0	- 0.00	= 0.00	0	0			0.00%
5	10/10/10	bk210				0	0	0	0	- 0.00	= 0.00	0	0			0.00%
6	10/17/10	bk210	205	243	268	716	716	3	238.67	- 0.00	= 238.67	268	716	3.0		100.00%
7	10/24/10	bk210				0	716	3	238.67	- 238.67	= 0.00	268	716	3.0		100.00%
8	10/24/10	bk210				0	716	3	238.67	- 238.67	= 0.00	268	716	3.0		100.00%
9	10/31/10	bk210	215	258	261	734	1450	6	241.67	- 238.67	= 3.00	268	734	5.0	1.0	83.33%
10	11/07/10	bk210	204	255	214	673	2123	9	235.89	- 241.67	= -5.78	268	734	7.0	2.0	77.78%
11	11/07/10	235	213	183	226	622	2745	12	228.75	- 235.89	= -7.14	268	734	9.0	3.0	75.00%
12	11/14/10	228				0	2745	12	228.75	- 228.75	= 0.00	268	734	9.0	3.0	75.00%
13	11/14/10	228				0	2745	12	228.75	- 228.75	= 0.00	268	734	9.0	3.0	75.00%
14	11/28/10	228	211	184	249	644	3389	15	225.93	- 228.75	= -2.82	268	734	10.0	5.0	66.67%
15	12/05/10	225	228	219	166	613	4002	18	222.33	- 225.93	= -3.60	268	734	12.0	6.0	66.67%
16	12/12/10	222	183	205	236	624	4626	21	220.29	- 222.33	= -2.05	268	734	13.0	8.0	61.90%

End of 1st part

17	12/19/10	220	238	206	189	633	5259	24	219.13	- 220.29	= -1.16	268	734	15.0	9.0	62.50%
18	12/26/10	219	223	234	195	652	5911	27	218.93	- 219.13	= -0.20	268	734	16.0	11.0	59.26%
19	01/02/11	218	247	178	199	624	6535	30	217.83	- 218.93	= -1.09	268	734	18.0	12.0	60.00%
20	01/09/11	217	202	160	225	587	7122	33	215.82	- 217.83	= -2.02	268	734	18.0	15.0	54.55%
21	01/16/11	215				0	7122	33	215.82	- 215.82	= 0.00	268	734	18.0	15.0	54.55%
22	01/23/11	215				0	7122	33	215.82	- 215.82	= 0.00	268	734	18.0	15.0	54.55%
23	01/30/11	215				0	7122	33	215.82	- 215.82	= 0.00	268	734	18.0	15.0	54.55%
24	01/30/11	215				0	7122	33	215.82	- 215.82	= 0.00	268	734	18.0	15.0	54.55%
25	02/06/11	215	233	211	204	648	7770	36	215.83	- 215.82	= 0.02	268	734	20.0	16.0	55.56%
26	02/13/11	215	229	237	204	670	8440	39	216.41	- 215.83	= 0.58	268	734	21.0	18.0	53.85%
27	02/13/11	216	224	201	245	670	9110	42	216.90	- 216.41	= 0.49	268	734	24.0	18.0	57.14%
28	02/20/11	216	221	195	224	640	9750	45	216.67	- 216.90	= -0.24	268	734	26.0	19.0	57.78%
29	02/27/11	216				0	9750	45	216.67	- 216.67	= 0.00	268	734	26.0	19.0	57.78%
30	02/27/11	216	a196	a196	a196	588	9750	45	216.67	- 216.67	= 0.00	268	734	26.0	19.0	57.78%
31	03/06/11	216	187	258	232	677	10427	48	217.23	- 216.67	= 0.56	268	734	27.0	21.0	56.25%
32	03/13/11	217				0	10427	48	217.23	- 217.23	= 0.00	268	734	27.0	21.0	56.25%

<u><100</u>	<u>100's</u>	<u>125's</u>	<u>150's</u>	<u>175's</u>	<u>200's</u>	<u>225's</u>	<u>250's</u>	<u>275's</u>	<u>300's</u>
			2	9	18	14	5		
<u><400</u>	<u>400's</u>	<u>450's</u>	<u>500's</u>	<u>550's</u>	<u>600's</u>	<u>650's</u>	<u>700's</u>	<u>750's</u>	<u>800's</u>
				1	8	5	2		

Ave of Game 1 Ave of Game 2 Ave of Game 3
 216.44 214.19 221.06

High game of **268** on week **6** High series of **734** on week **9** High average of **241.67** after bowling week **9**
 Low game of **160** on week **20** Low series of **587** on week **20** Low average of **215.82** after bowling week **20**

