

Sunday 9:00 am

Classic Lanes

Lanes 3 - 14

Note: This report includes information through March 25 which is week 28 of 28

Team 1: The Jokerz

Name	Pins	Gms	True Average	Book Ave	High Game	High Sers	Points Won	Points Lost	%Won
Herman, Jeff	14091	63	223.67	---	300	775	37.0	26.0	58.73 %
Lendowski, Dennis	15721	81	194.09	204	257	718	35.5	45.5	43.83 %
Herman, Kevin	15931	72	221.26	212	279	804	30.0	42.0	41.67 %
Herman, Robert	3529	21	168.05	174	215	585	11.0	10.0	52.38 %

Team History

Week No.	Bowling Date	Opp. Team	-1-	-2-	-3-	Total	Last Wk WON	Last Wk Lost	Points Won	Points Lost	Year-To-Date WON	Y-T-D LOST	High Game	High Sers
1	09/11/11	2	544	552	612	1708	4	12	4	12	4	12	612	1708
2	09/18/11	7	564	683	584	1831	5	11	9	23	9	23	683	1831
3	09/25/11	10	489	571	644	1704	3 ½	12 ½	12 ½	35 ½	12 ½	35 ½	683	1831
4	10/02/11	3	781	593	651	2025	5	11	17 ½	46 ½	17 ½	46 ½	781	2025
5	10/09/11	6	552	615	535	1702	1	15	18 ½	61 ½	18 ½	61 ½	781	2025
6	10/16/11	5	581	609	546	1736	2	14	20 ½	75 ½	20 ½	75 ½	781	2025
7	10/23/11	11	593	601	700	1894	10	6	30 ½	81 ½	30 ½	81 ½	781	2025
8	10/30/11	9	618	640	648	1906	7	9	37 ½	90 ½	37 ½	90 ½	781	2025
9	11/06/11	12	690	596	567	1853	11	5	48 ½	95 ½	48 ½	95 ½	781	2025
10	11/13/11	8	523	503	652	1678	5	11	53 ½	106 ½	53 ½	106 ½	781	2025
11	11/13/11	6	519	579	542	1640	4	12	57 ½	118 ½	57 ½	118 ½	781	2025
12	11/27/11	4	540	590	659	1789	5	11	62 ½	129 ½	62 ½	129 ½	781	2025
13	12/04/11	12	674	748	722	2144	13	3	75 ½	132 ½	75 ½	132 ½	781	2144
14	12/11/11	12	562	596	708	1866	5	11	80 ½	143 ½	80 ½	143 ½	781	2144

End of 1st part

15	12/18/11	2	661	563	560	1784	8	8	8	8	88 ½	151 ½	781	2144
16	01/08/12	7	672	564	626	1862	7	9	15	17	95 ½	160 ½	781	2144
17	01/15/12	10	656	638	670	1964	7	9	22	26	102 ½	169 ½	781	2144
18	01/22/12	3	649	647	644	1940	14	2	36	28	116 ½	171 ½	781	2144
19	01/29/12	8	591	521	600	1712	2	14	38	42	118 ½	185 ½	781	2144
20	02/05/12	5	613	621	647	1881	7	9	45	51	125 ½	194 ½	781	2144
21	02/12/12	11	647	702	602	1951	7	9	52	60	132 ½	203 ½	781	2144
22	02/19/12	9	665	620	734	2019	12	4	64	64	144 ½	207 ½	781	2144
23	02/19/12	8	630	627	692	1949	15	1	79	65	159 ½	208 ½	781	2144
24	02/26/12	2	582	564	624	1770	12	4	91	69	171 ½	212 ½	781	2144
25	03/04/12	6	628	679	642	1949	10	6	101	75	181 ½	218 ½	781	2144
26	03/11/12	4	714	658	598	1970	11	5	112	80	192 ½	223 ½	781	2144
27	03/18/12	12	727	678	669	2074	14	2	126	82	206 ½	225 ½	781	2144
28	03/25/12	11	664	646	595	1905	6	10	132	92	212 ½	235 ½	781	2144

Sunday Morning Threesome

Sunday 9:00 am

Classic Lanes

Lanes 3 - 14

Note: This report includes information through March 25 which is week 28 of 28

Jeff Herman's Bowling Record - Team 1: The Jokerz

Week No.	Bowling Date	Old Ave	---Average Change---			Pins	Gms	New	Old	+/-	High Game	High Sers	Points Won	Points Lost	%Won	
			-1-	-2-	-3-											Total
1	09/11/11	180				0	0	0	- 0.00	= 0.00	0	0			0.00 %	
2	09/18/11	197	182	194	215	591	591	3	197.00	- 0.00	= 197.00	215	591	1.0	2.0	33.33 %
3	09/25/11	197	166	217	226	609	1200	6	200.00	- 197.00	= 3.00	226	609	1.0	5.0	16.67 %
4	10/02/11	200	257	209	216	682	1882	9	209.11	- 200.00	= 9.11	257	682	2.0	7.0	22.22 %
5	10/09/11	209				0	1882	9	209.11	- 209.11	= 0.00	257	682	2.0	7.0	22.22 %
6	10/16/11	209	214	256	181	651	2533	12	211.08	- 209.11	= 1.97	257	682	3.0	9.0	25.00 %
7	10/23/11	211	225	170	257	652	3185	15	212.33	- 211.08	= 1.25	257	682	5.0	10.0	33.33 %
257 --- 250 Game -- USBC Awards																
8	10/30/11	212	216	216	246	678	3863	18	214.61	- 212.33	= 2.28	257	682	6.0	12.0	33.33 %
9	11/06/11	214	227	175	215	617	4480	21	213.33	- 214.61	= -1.28	257	682	9.0	12.0	42.86 %
10	11/13/11	213				0	4480	21	213.33	- 213.33	= 0.00	257	682	9.0	12.0	42.86 %
11	11/13/11	213				0	4480	21	213.33	- 213.33	= 0.00	257	682	9.0	12.0	42.86 %
12	11/27/11	213	173	228	194	595	5075	24	211.46	- 213.33	= -1.88	257	682	10.0	14.0	41.67 %
13	12/04/11	211	216	300	236	752	5827	27	215.81	- 211.46	= 4.36	300	752	11.0	16.0	40.74 %
752 --- 700 Series -- USBC Awards 300 --- 300 Game -- USBC Awards 300 --- 75 Pins Over Game -- USBC Awards																
14	12/11/11	215	158	178	216	552	6379	30	212.63	- 215.81	= -3.18	300	752	12.0	18.0	40.00 %

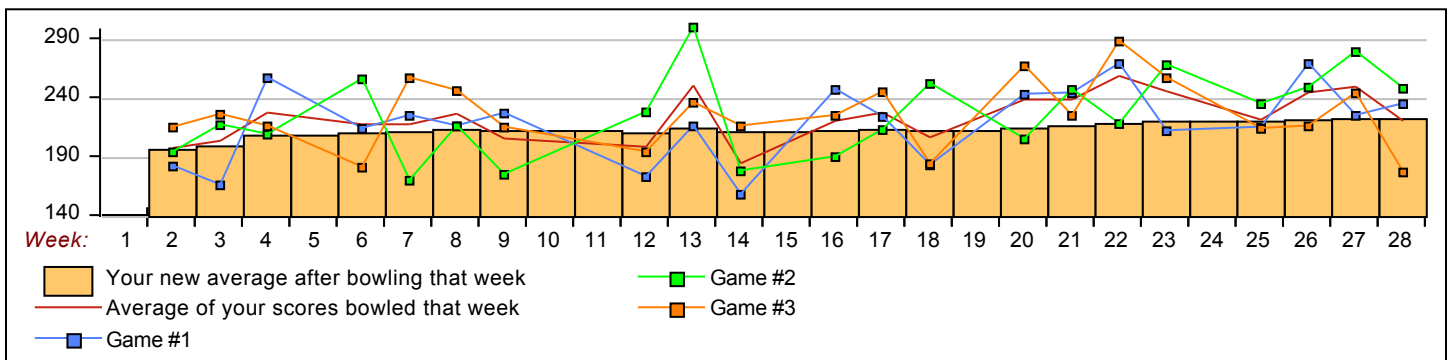
End of 1st part

15	12/18/11	212				0	6379	30	212.63	- 212.63	= 0.00	300	752	12.0	18.0	40.00 %
16	01/08/12	212	247	190	225	662	7041	33	213.36	- 212.63	= 0.73	300	752	15.0	18.0	45.45 %
17	01/15/12	213	224	213	245	682	7723	36	214.53	- 213.36	= 1.16	300	752	17.0	19.0	47.22 %
18	01/22/12	214	183	252	184	619	8342	39	213.90	- 214.53	= -0.63	300	752	19.0	20.0	48.72 %
19	01/29/12	213				0	8342	39	213.90	- 213.90	= 0.00	300	752	19.0	20.0	48.72 %
20	02/05/12	213	243	205	267	715	9057	42	215.64	- 213.90	= 1.75	300	752	21.0	21.0	50.00 %
21	02/12/12	215	244	247	225	716	9773	45	217.18	- 215.64	= 1.53	300	752	22.0	23.0	48.89 %
22	02/19/12	217	269	218	288	775	10548	48	219.75	- 217.18	= 2.57	300	775	25.0	23.0	52.08 %
288 --- 275 Game -- USBC Awards																
23	02/19/12	219	212	268	257	737	11285	51	221.27	- 219.75	= 1.52	300	775	28.0	23.0	54.90 %
24	02/26/12	221				0	11285	51	221.27	- 221.27	= 0.00	300	775	28.0	23.0	54.90 %
25	03/04/12	221	215	235	214	664	11949	54	221.28	- 221.27	= 0.00	300	775	30.0	24.0	55.56 %
26	03/11/12	221	269	249	216	734	12683	57	222.51	- 221.28	= 1.23	300	775	33.0	24.0	57.89 %
27	03/18/12	222	225	279	244	748	13431	60	223.85	- 222.51	= 1.34	300	775	35.0	25.0	58.33 %
28	03/25/12	223	235	248	177	660	14091	63	223.67	- 223.85	= -0.18	300	775	37.0	26.0	58.73 %

<100	100's	125's	150's	175's	200's	225's	250's	275's	300's
			4	10	18	19	9	2	1
<400	400's	450's	500's	550's	600's	650's	700's	750's	800's
				3	3	8	5	2	

Ave of Game 1	Ave of Game 2	Ave of Game 3
219.05	226.05	225.90

High game of **300** on week **13** High series of **775** on week **21** High average of **223.85** after bowling week **27**
 Low game of **158** on week **14** Low series of **552** on week **14** Low average of **197.00** after bowling week **2**



Sunday Morning Threesome

Sunday 9:00 am

Classic Lanes

Lanes 3 - 14

Note: This report includes information through March 25 which is week 28 of 28

Dennis Lendowski's Bowling Record - Team 1: The Jokerz

Week No.	Bowling Date	Old Ave	---Average Change---			Total	Pins	Gms	New - Old --> +/-			High Game	High Sers	Points Won	Points Lost	%Won	
			-1-	-2-	-3-												
1	09/11/11	bk204	158	183	167	508	508	3	169.33	- 0.00	= 169.33	183	508				
2	09/18/11	bk204	157	226	184	567	1075	6	179.17	- 169.33	= 9.83	226	567	1.0	5.0	16.67 %	
3	09/25/11	bk204	170	163	180	513	1588	9	176.44	- 179.17	= -2.72	226	567	1.5	7.5	16.67 %	
4	10/02/11		176	247	183	586	2174	12	181.17	- 176.44	= 4.72	247	586	2.5	9.5	20.83 %	
5	10/09/11		181			0	2174	12	181.17	- 181.17	= 0.00	247	586	2.5	9.5	20.83 %	
6	10/16/11		181	203	169	157	529	2703	15	180.20	- 181.17	= -0.97	247	586	3.5	11.5	23.33 %
7	10/23/11		180	179	206	188	573	3276	18	182.00	- 180.20	= 1.80	247	586	5.5	12.5	30.56 %
8	10/30/11		182	201	234	206	641	3917	21	186.52	- 182.00	= 4.52	247	641	7.5	13.5	35.71 %
234 --- 225 Game -- USBC Awards																	
9	11/06/11		186	225	219	181	625	4542	24	189.25	- 186.52	= 2.73	247	641	9.5	14.5	39.58 %
10	11/13/11		189	139	163	200	502	5044	27	186.81	- 189.25	= -2.44	247	641	9.5	17.5	35.19 %
11	11/13/11		186	174	191	203	568	5612	30	187.07	- 186.81	= 0.25	247	641	12.5	17.5	41.67 %
12	11/27/11		187	170	180	224	574	6186	33	187.45	- 187.07	= 0.39	247	641	13.5	19.5	40.91 %
13	12/04/11		187	245	225	248	718	6904	36	191.78	- 187.45	= 4.32	248	718	16.5	19.5	45.83 %
718 --- 700 Series -- USBC Awards																	
718 --- 140 Pins Over Ave Series -- USBC Awards																	
14	12/11/11		191	213	233	257	703	7607	39	195.05	- 191.78	= 3.27	257	718	18.5	20.5	47.44 %
257 --- 250 Game -- USBC Awards																	

End of 1st part

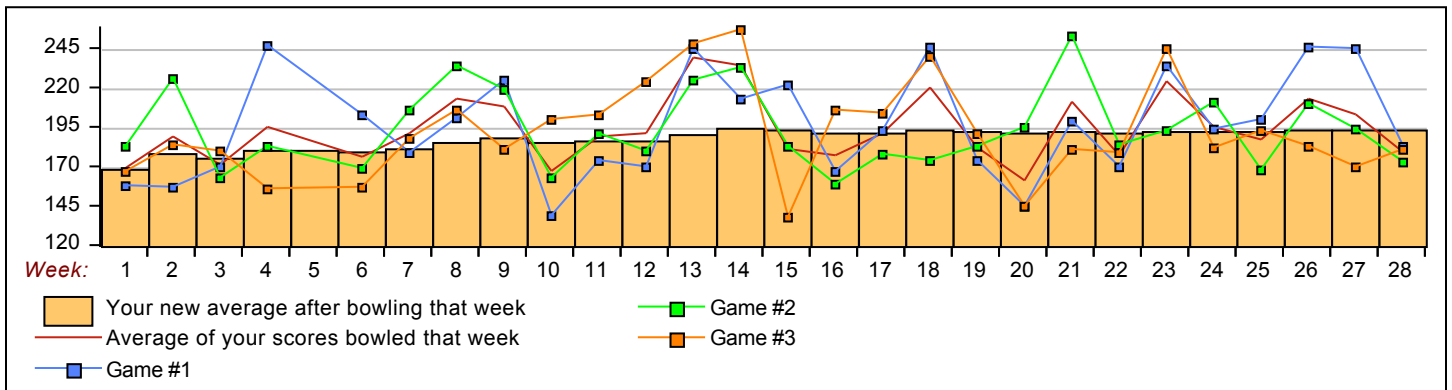
15	12/18/11		195	222	183	138	543	8150	42	194.05	- 195.05	= -1.00	257	718	20.5	21.5	48.81 %
16	01/08/12		194	167	159	206	532	8682	45	192.93	- 194.05	= -1.11	257	718	20.5	24.5	45.56 %
17	01/15/12		192	193	178	204	575	9257	48	192.85	- 192.93	= -0.08	257	718	21.5	26.5	44.79 %
18	01/22/12		192	246	174	240	660	9917	51	194.45	- 192.85	= 1.60	257	718	23.5	27.5	46.08 %
19	01/29/12		194	174	183	191	548	10465	54	193.80	- 194.45	= -0.65	257	718	23.5	30.5	43.52 %
20	02/05/12		193	145	195	145	485	10950	57	192.11	- 193.80	= -1.69	257	718	23.5	33.5	41.23 %
21	02/12/12		192	199	253	181	633	11583	60	193.05	- 192.11	= 0.94	257	718	24.5	35.5	40.83 %
22	02/19/12		193	170	184	179	533	12116	63	192.32	- 193.05	= -0.73	257	718	25.5	37.5	40.48 %
23	02/19/12		192	234	193	245	672	12788	66	193.76	- 192.32	= 1.44	257	718	28.5	37.5	43.18 %
24	02/26/12		193	194	211	182	587	13375	69	193.84	- 193.76	= 0.08	257	718	29.5	39.5	42.75 %
25	03/04/12		193	200	168	193	561	13936	72	193.56	- 193.84	= -0.29	257	718	29.5	42.5	40.97 %
26	03/11/12		193	246	210	183	639	14575	75	194.33	- 193.56	= 0.78	257	718	32.5	42.5	43.33 %
27	03/18/12		194	245	194	170	609	15184	78	194.67	- 194.33	= 0.33	257	718	35.5	42.5	45.51 %
28	03/25/12		194	183	173	181	537	15721	81	194.09	- 194.67	= -0.58	257	718	35.5	45.5	43.83 %

<100	100's	125's	150's	175's	200's	225's	250's	275's	300's
		4	19	27	15	14	2		

<400	400's	450's	500's	550's	600's	650's	700's	750's	800's
		1	9	8	5	2	2		

Ave of Game 1	Ave of Game 2	Ave of Game 3
196.26	193.81	192.19

High game of **257** on week **14** high series of **718** on week **18** high average of **195.05** after bowling week **14**
 Low game of **138** on week **15** low series of **485** on week **20** low average of **169.33** after bowling week **1**



Sunday Morning Threesome

Sunday 9:00 am

Classic Lanes

Lanes 3 - 14

Note: This report includes information through March 25 which is week 28 of 28

Kevin Herman's Bowling Record - Team 1: The Jokerz

Week No.	Bowling Date	Old Ave	---Average Change---			Pins	Gms	---Average Change---			High Game	High Sers	Points Won	Points Lost	%Won	
			-1-	-2-	-3-			New	Old	+/-						
1	09/11/11	bk212				0	0				0	0			0.00 %	
2	09/18/11	bk212	225	263	185	673	673	3	224.33	- 0.00	= 224.33	263	673	1.0	2.0	33.33 %
			263 --- 250 Game						-- USBC Awards							
3	09/25/11	bk212	153	191	238	582	1255	6	209.17	- 224.33	= -15.17	263	673	2.0	4.0	33.33 %
4	10/02/11	bk212	277	201	279	757	2012	9	223.56	- 209.17	= 14.39	279	757	3.0	6.0	33.33 %
			757 --- 700 Series						-- USBC Awards							
			277 --- 275 Game						-- USBC Awards							
5	10/09/11	223	181	265	203	649	2661	12	221.75	- 223.56	= -1.81	279	757	3.0	9.0	25.00 %
6	10/16/11	221	164	184	208	556	3217	15	214.47	- 221.75	= -7.28	279	757	3.0	12.0	20.00 %
7	10/23/11	214	189	225	255	669	3886	18	215.89	- 214.47	= 1.42	279	757	4.0	14.0	22.22 %
8	10/30/11	215	201	190	196	587	4473	21	213.00	- 215.89	= -2.89	279	757	6.0	15.0	28.57 %
9	11/06/11	213	238	202	171	611	5084	24	211.83	- 213.00	= -1.17	279	757	7.0	17.0	29.17 %
10	11/13/11	211	244	195	252	691	5775	27	213.89	- 211.83	= 2.06	279	757	9.0	18.0	33.33 %
11	11/13/11	213	212	203	194	609	6384	30	212.80	- 213.89	= -1.09	279	757	9.0	21.0	30.00 %
12	11/27/11	212	197	182	241	620	7004	33	212.24	- 212.80	= -0.56	279	757	10.0	23.0	30.30 %
13	12/04/11	212	213	223	238	674	7678	36	213.28	- 212.24	= 1.04	279	757	12.0	24.0	33.33 %
14	12/11/11	213	191	185	235	611	8289	39	212.54	- 213.28	= -0.74	279	757	12.0	27.0	30.77 %

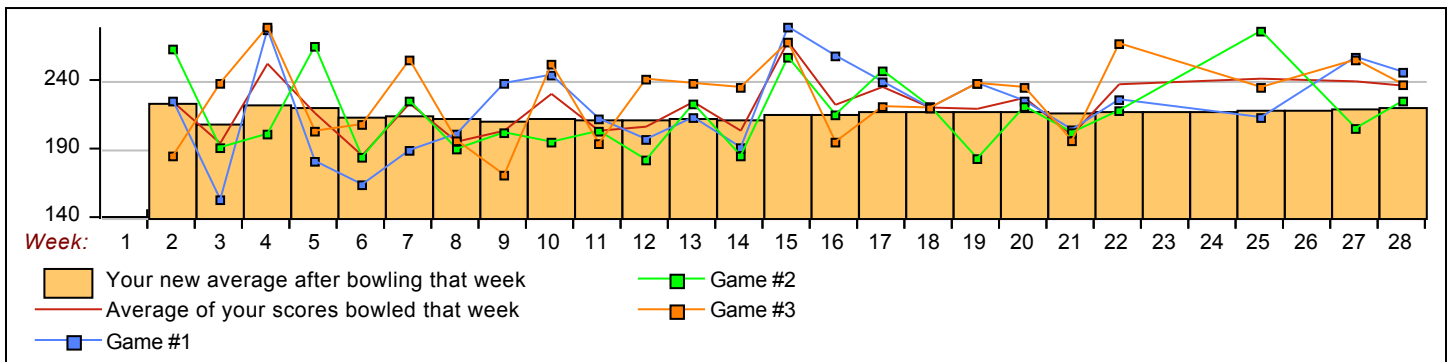
End of 1st part

15	12/18/11	212	279	257	268	804	9093	42	216.50	- 212.54	= 3.96	279	804	14.0	28.0	33.33 %
			804 --- 140 Pins Over Ave Series						-- USBC Awards							
			804 --- 800 Series						-- USBC Awards							
16	01/08/12	216	258	215	195	668	9761	45	216.91	- 216.50	= 0.41	279	804	15.0	30.0	33.33 %
17	01/15/12	216	239	247	221	707	10468	48	218.08	- 216.91	= 1.17	279	804	15.0	33.0	31.25 %
18	01/22/12	218	220	221	220	661	11129	51	218.22	- 218.08	= 0.13	279	804	18.0	33.0	35.29 %
19	01/29/12	218	238	183	238	659	11788	54	218.30	- 218.22	= 0.08	279	804	18.0	36.0	33.33 %
20	02/05/12	218	225	221	235	681	12469	57	218.75	- 218.30	= 0.46	279	804	20.0	37.0	35.09 %
21	02/12/12	218	204	202	196	602	13071	60	217.85	- 218.75	= -0.90	279	804	22.0	38.0	36.67 %
22	02/19/12	217	226	218	267	711	13782	63	218.76	- 217.85	= 0.91	279	804	23.0	40.0	36.51 %
23	02/19/12	218				0	13782	63	218.76	- 218.76	= 0.00	279	804	23.0	40.0	36.51 %
24	02/26/12	218				0	13782	63	218.76	- 218.76	= 0.00	279	804	23.0	40.0	36.51 %
25	03/04/12	218	213	276	235	724	14506	66	219.79	- 218.76	= 1.03	279	804	26.0	40.0	39.39 %
26	03/11/12	219	a199	a199	a199	597	14506	66	219.79	- 219.79	= 0.00	279	804	26.0	40.0	39.39 %
27	03/18/12	219	257	205	255	717	15223	69	220.62	- 219.79	= 0.84	279	804	28.0	41.0	40.58 %
28	03/25/12	220	246	225	237	708	15931	72	221.26	- 220.62	= 0.64	279	804	30.0	42.0	41.67 %

<u><100</u>	<u>100's</u>	<u>125's</u>	<u>150's</u>	<u>175's</u>	<u>200's</u>	<u>225's</u>	<u>250's</u>	<u>275's</u>	<u>300's</u>
			3	16	20	19	10	4	
<u><400</u>	<u>400's</u>	<u>450's</u>	<u>500's</u>	<u>550's</u>	<u>600's</u>	<u>650's</u>	<u>700's</u>	<u>750's</u>	<u>800's</u>
				3	6	8	5	1	1

Ave of Game 1	Ave of Game 2	Ave of Game 3
220.42	215.79	227.58

High game of **279** on week **4** High series of **804** on week **15** High average of **224.33** after bowling week **2**
 Low game of **153** on week **3** Low series of **556** on week **6** Low average of **209.17** after bowling week **3**



Sunday Morning Threesome

Sunday 9:00 am

Classic Lanes

Lanes 3 - 14

Note: This report includes information through March 25 which is week 28 of 28

Robert Herman's Bowling Record - Team 1: The Jokerz

Week No.	Bowling Date	Old Ave	---Average Change---			Total	Pins	Gms	---Average Change---			High Game	High Sers	Points Won	Points Lost	%Won		
			-1-	-2-	-3-				New	Old	+/-							
1	09/11/11	bk174				0	0	0	-	0.00	=	0.00	0	0			0.00 %	
2	09/18/11	bk174				0	0	0	-	0.00	=	0.00	0	0			0.00 %	
3	09/25/11	bk174				0	0	0	-	0.00	=	0.00	0	0			0.00 %	
4	10/02/11	bk174				0	0	0	-	0.00	=	0.00	0	0			0.00 %	
5	10/09/11	bk174	183	180	151	514	514	3	171.33	-	0.00	=	171.33	183	514	1.0	2.0	33.33 %
6	10/16/11	bk174				0	514	3	171.33	-	171.33	=	0.00	183	514	1.0	2.0	33.33 %
7	10/23/11	bk174				0	514	3	171.33	-	171.33	=	0.00	183	514	1.0	2.0	33.33 %
8	10/30/11	bk174				0	514	3	171.33	-	171.33	=	0.00	183	514	1.0	2.0	33.33 %
9	11/06/11	bk174				0	514	3	171.33	-	171.33	=	0.00	183	514	1.0	2.0	33.33 %
10	11/13/11	bk174	140	145	200	485	999	6	166.50	-	171.33	=	-4.83	200	514	2.0	4.0	33.33 %
11	11/13/11	bk174	133	185	145	463	1462	9	162.44	-	166.50	=	-4.06	200	514	3.0	6.0	33.33 %
12	11/27/11	162				0	1462	9	162.44	-	162.44	=	0.00	200	514	3.0	6.0	33.33 %
13	12/04/11	162				0	1462	9	162.44	-	162.44	=	0.00	200	514	3.0	6.0	33.33 %
14	12/11/11	162				0	1462	9	162.44	-	162.44	=	0.00	200	514	3.0	6.0	33.33 %

End of 1st part

15	12/18/11	162	160	123	154	437	1899	12	158.25	-	162.44	=	-4.19	200	514	4.0	8.0	33.33 %
16	01/08/12	158				0	1899	12	158.25	-	158.25	=	0.00	200	514	4.0	8.0	33.33 %
17	01/15/12	158				0	1899	12	158.25	-	158.25	=	0.00	200	514	4.0	8.0	33.33 %
18	01/22/12	158				0	1899	12	158.25	-	158.25	=	0.00	200	514	4.0	8.0	33.33 %
19	01/29/12	158	179	155	171	505	2404	15	160.27	-	158.25	=	2.02	200	514	6.0	9.0	40.00 %
20	02/05/12	160				0	2404	15	160.27	-	160.27	=	0.00	200	514	6.0	9.0	40.00 %
21	02/12/12	160				0	2404	15	160.27	-	160.27	=	0.00	200	514	6.0	9.0	40.00 %
22	02/19/12	160				0	2404	15	160.27	-	160.27	=	0.00	200	514	6.0	9.0	40.00 %
23	02/19/12	160	184	166	190	540	2944	18	163.56	-	160.27	=	3.29	200	540	8.0	10.0	44.44 %
24	02/26/12	163	201	169	215	585	3529	21	168.05	-	163.56	=	4.49	215	585	11.0	10.0	52.38 %
										201 --- 200 Game								
										-- USBC Awards								
25	03/04/12	168				0	3529	21	168.05	-	168.05	=	0.00	215	585	11.0	10.0	52.38 %
26	03/11/12	168				0	3529	21	168.05	-	168.05	=	0.00	215	585	11.0	10.0	52.38 %
27	03/18/12	168				0	3529	21	168.05	-	168.05	=	0.00	215	585	11.0	10.0	52.38 %
28	03/25/12	168				0	3529	21	168.05	-	168.05	=	0.00	215	585	11.0	10.0	52.38 %

<u><100</u>	<u>100's</u>	<u>125's</u>	<u>150's</u>	<u>175's</u>	<u>200's</u>	<u>225's</u>	<u>250's</u>	<u>275's</u>	<u>300's</u>
	1	4	7	6	3				
<u><400</u>	<u>400's</u>	<u>450's</u>	<u>500's</u>	<u>550's</u>	<u>600's</u>	<u>650's</u>	<u>700's</u>	<u>750's</u>	<u>800's</u>
	1	2	3	1					

<u>Ave of Game 1</u>	<u>Ave of Game 2</u>	<u>Ave of Game 3</u>
168.57	160.43	175.14

High game of **215** on week **24** High series of **585** on week **24** High average of **171.33** after bowling week **5**
 Low game of **123** on week **15** Low series of **437** on week **15** Low average of **158.25** after bowling week **15**

