

Sunday 9:00 am

Classic Lanes

Lanes 3 - 14

Note: This report includes information through March 25 which is week 28 of 28

Team 10: Superior Salt

Name	Pins	Gms	True Average	Book Ave	High Game	High Sers	Points Won	Points Lost	%Won
Lake, Michael	15805	81	195.12	198	264	694	31.5	49.5	38.89 %
Fehlhaber, John	14650	78	187.82	207	247	671	37.5	40.5	48.08 %
Lake, Adam	13457	72	186.90	192	274	668	38.5	33.5	53.47 %
Schmidt, Carrie	1895	12	157.92	160	201	531	5.0	7.0	41.67 %

Team History

Week No.	Bowling Date	Opp. Team	-1-	-2-	-3-	Total	Last Wk WON	Last Wk Lost	Points Won	Points Lost	Year-To-Date WON	Y-T-D LOST	High Game	High Sers
1	09/11/11	9	546	536	554	1636	2 ½	13 ½	2 ½	13 ½	2 ½	13 ½	554	1636
2	09/18/11	8	505	564	549	1618	8	8	10 ½	21 ½	10 ½	21 ½	564	1636
3	09/25/11	1	544	595	545	1684	12 ½	3 ½	23	25	23	25	595	1684
4	10/02/11	4	474	603	614	1691	3	13	26	38	26	38	614	1691
5	10/09/11	3	536	610	666	1812	10	6	36	44	36	44	666	1812
6	10/16/11	12	405	486	463	1354	11	5	47	49	47	49	666	1812
7	10/23/11	6	528	548	572	1648	5	11	52	60	52	60	666	1812
8	10/30/11	2	498	568	493	1559	8	8	60	68	60	68	666	1812
9	11/06/11	3	515	559	428	1502	2	14	62	82	62	82	666	1812
10	11/13/11	5	532	519	518	1569	2 ½	13 ½	64 ½	95 ½	64 ½	95 ½	666	1812
11	11/13/11	7	513	532	524	1569	2	14	66 ½	109 ½	66 ½	109 ½	666	1812
12	11/27/11	3	554	539	669	1762	10	6	76 ½	115 ½	76 ½	115 ½	669	1812
13	12/04/11	11	651	580	544	1775	13	3	89 ½	118 ½	89 ½	118 ½	669	1812
14	12/11/11	6	537	642	548	1727	11	5	100 ½	123 ½	100 ½	123 ½	669	1812

End of 1st part

15	12/18/11	9	601	556	530	1687	5	11	5	11	105 ½	134 ½	669	1812
16	01/08/12	8	588	534	537	1659	3	13	8	24	108 ½	147 ½	669	1812
17	01/15/12	1	702	558	575	1835	9	7	17	31	117 ½	154 ½	702	1835
18	01/22/12	4	620	553	603	1776	6	10	23	41	123 ½	164 ½	702	1835
19	01/29/12	6	553	691	557	1801	7	9	30	50	130 ½	173 ½	702	1835
20	02/05/12	12	552	635	607	1794	9	7	39	57	139 ½	180 ½	702	1835
21	02/12/12	6	545	513	527	1585	3	13	42	70	142 ½	193 ½	702	1835
22	02/19/12	2	520	505	516	1541	5	11	47	81	147 ½	204 ½	702	1835
23	02/19/12	5	685	544	555	1784	6	10	53	91	153 ½	214 ½	702	1835
24	02/26/12	9	533	651	627	1811	9	7	62	98	162 ½	221 ½	702	1835
25	03/04/12	7	607	588	626	1821	15	1	77	99	177 ½	222 ½	702	1835
26	03/11/12	3	580	614	613	1807	13	3	90	102	190 ½	225 ½	702	1835
27	03/18/12	11	663	544	516	1723	1	15	91	117	191 ½	240 ½	702	1835
28	03/25/12	9	574	518	558	1650	10	6	101	123	201 ½	246 ½	702	1835

Sunday Morning Threesome

Sunday 9:00 am

Classic Lanes

Lanes 3 - 14

Note: This report includes information through March 25 which is week 28 of 28

Michael Lake's Bowling Record - Team 10: Superior Salt

Week No.	Bowling Date	Old Ave	Average Change			Total	Pins	Gms	---Average Change---			High Game	High Sers	Points Won	Points Lost	%Won
			-1-	-2-	-3-				New	Old	+/-					
1	09/11/11	bk198	245	219	193	657	657	3	219.00	- 0.00	= 219.00	245	657	2.0	1.0	66.67 %
2	09/18/11	bk198	214	209	256	679	1336	6	222.67	- 219.00	= 3.67	256	679	5.0	1.0	83.33 %
3	09/25/11	bk198	193	201	238	632	1968	9	218.67	- 222.67	= -4.00	256	679	8.0	1.0	88.89 %
4	10/02/11	218	142	192	177	511	2479	12	206.58	- 218.67	= -12.08	256	679	8.0	4.0	66.67 %
5	10/09/11	206	176	194	223	593	3072	15	204.80	- 206.58	= -1.78	256	679	8.0	7.0	53.33 %
6	10/16/11	204				0	3072	15	204.80	- 204.80	= 0.00	256	679	8.0	7.0	53.33 %
7	10/23/11	204	181	181	210	572	3644	18	202.44	- 204.80	= -2.36	256	679	8.0	10.0	44.44 %
8	10/30/11	202	156	206	168	530	4174	21	198.76	- 202.44	= -3.68	256	679	11.0	10.0	52.38 %
9	11/06/11	198	215	191	149	555	4729	24	197.04	- 198.76	= -1.72	256	679	12.0	12.0	50.00 %
10	11/13/11	197	173	204	197	574	5303	27	196.41	- 197.04	= -0.63	256	679	12.5	14.5	46.30 %
11	11/13/11	196	154	178	217	549	5852	30	195.07	- 196.41	= -1.34	256	679	12.5	17.5	41.67 %
12	11/27/11	195	193	160	223	576	6428	33	194.79	- 195.07	= -0.28	256	679	13.5	19.5	40.91 %
13	12/04/11	194	226	188	211	625	7053	36	195.92	- 194.79	= 1.13	256	679	15.5	20.5	43.06 %
14	12/11/11	195	180	187	195	562	7615	39	195.26	- 195.92	= -0.66	256	679	16.5	22.5	42.31 %

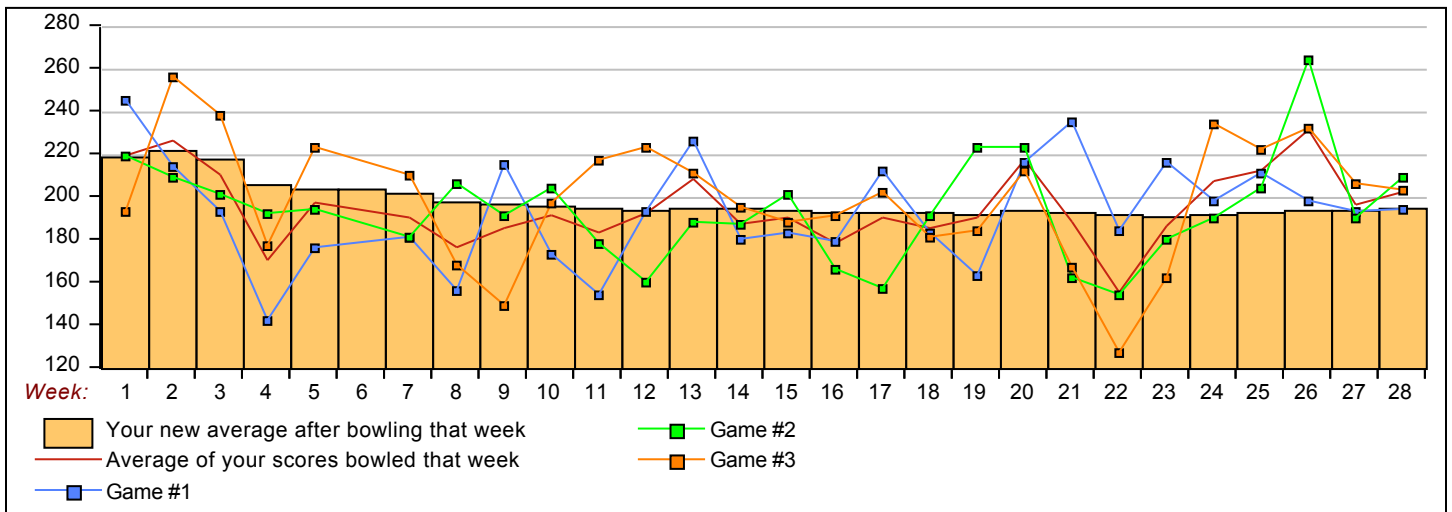
End of 1st part

15	12/18/11	195	183	201	188	572	8187	42	194.93	- 195.26	= -0.33	256	679	16.5	25.5	39.29 %
16	01/08/12	194	179	166	191	536	8723	45	193.84	- 194.93	= -1.08	256	679	16.5	28.5	36.67 %
17	01/15/12	193	212	157	202	571	9294	48	193.63	- 193.84	= -0.22	256	679	17.5	30.5	36.46 %
18	01/22/12	193	183	191	181	555	9849	51	193.12	- 193.63	= -0.51	256	679	18.5	32.5	36.27 %
19	01/29/12	193	163	223	184	570	10419	54	192.94	- 193.12	= -0.17	256	679	18.5	35.5	34.26 %
20	02/05/12	192	216	223	212	651	11070	57	194.21	- 192.94	= 1.27	256	679	19.5	37.5	34.21 %
21	02/12/12	194	235	162	167	564	11634	60	193.90	- 194.21	= -0.31	256	679	20.5	39.5	34.17 %
22	02/19/12	193	184	154	127	465	12099	63	192.05	- 193.90	= -1.85	256	679	21.5	41.5	34.13 %
23	02/19/12	192	216	180	162	558	12657	66	191.77	- 192.05	= -0.27	256	679	22.5	43.5	34.09 %
24	02/26/12	191	198	190	234	622	13279	69	192.45	- 191.77	= 0.68	256	679	24.5	44.5	35.51 %
25	03/04/12	192	211	204	222	637	13916	72	193.28	- 192.45	= 0.83	256	679	27.5	44.5	38.19 %
26	03/11/12	193	198	264	232	694	14610	75	194.80	- 193.28	= 1.52	264	694	30.5	44.5	40.67 %
27	03/18/12	194	193	190	206	589	15199	78	194.86	- 194.80	= 0.06	264	694	30.5	47.5	39.10 %
28	03/25/12	194	194	209	203	606	15805	81	195.12	- 194.86	= 0.26	264	694	31.5	49.5	38.89 %

<100	100's	125's	150's	175's	200's	225's	250's	275's	300's
		3	12	32	26	6	2		
<400	400's	450's	500's	550's	600's	650's	700's	750's	800's
		1	4	13	5	4			

Ave of Game 1 Ave of Game 2 Ave of Game 3
 193.07 193.48 198.81

High game of 264 on week 26 High series of 694 on week 26 High average of 222.67 after bowling week 2
 Low game of 127 on week 22 Low series of 465 on week 22 Low average of 191.77 after bowling week 23



Sunday Morning Threesome

Sunday 9:00 am

Classic Lanes

Lanes 3 - 14

Note: This report includes information through March 25 which is week 28 of 28

John Fehlhaber's Bowling Record - Team 10: Superior Salt

Week No.	Bowling Date	Old Ave	---Average Change---			Total	Pins	Gms	New - Old ----> +/-			High Game	High Sers	Points Won	Points Lost	%Won
			-1-	-2-	-3-											
1	09/11/11	bk207	171	169	206	546	546	3	182.00	- 0.00	= 182.00	206	546	0.5	2.5	16.67 %
2	09/18/11	bk207				0	546	3	182.00	- 182.00	= 0.00	206	546	0.5	2.5	16.67 %
3	09/25/11	bk207	162	203	137	502	1048	6	174.67	- 182.00	= -7.33	206	546	2.5	3.5	41.67 %
4	10/02/11	bk207	169	184	247	600	1648	9	183.11	- 174.67	= 8.44	247	600	3.5	5.5	38.89 %
5	10/09/11	183	199	236	204	639	2287	12	190.58	- 183.11	= 7.47	247	639	6.5	5.5	54.17 %
6	10/16/11	190	200	183	175	558	2845	15	189.67	- 190.58	= -0.92	247	639	8.5	6.5	56.67 %
7	10/23/11	189	182	188	167	537	3382	18	187.89	- 189.67	= -1.78	247	639	10.5	7.5	58.33 %
8	10/30/11	187	170	188	181	539	3921	21	186.71	- 187.89	= -1.17	247	639	12.5	8.5	59.52 %
9	11/06/11	186	145	178	149	472	4393	24	183.04	- 186.71	= -3.67	247	639	12.5	11.5	52.08 %
10	11/13/11	183	200	198	141	539	4932	27	182.67	- 183.04	= -0.37	247	639	13.5	13.5	50.00 %
11	11/13/11	182	158	188	173	519	5451	30	181.70	- 182.67	= -0.97	247	639	15.5	14.5	51.67 %
12	11/27/11	181				0	5451	30	181.70	- 181.70	= 0.00	247	639	15.5	14.5	51.67 %
13	12/04/11	181	227	160	193	580	6031	33	182.76	- 181.70	= 1.06	247	639	17.5	15.5	53.03 %
14	12/11/11	182	146	209	194	549	6580	36	182.78	- 182.76	= 0.02	247	639	18.5	17.5	51.39 %

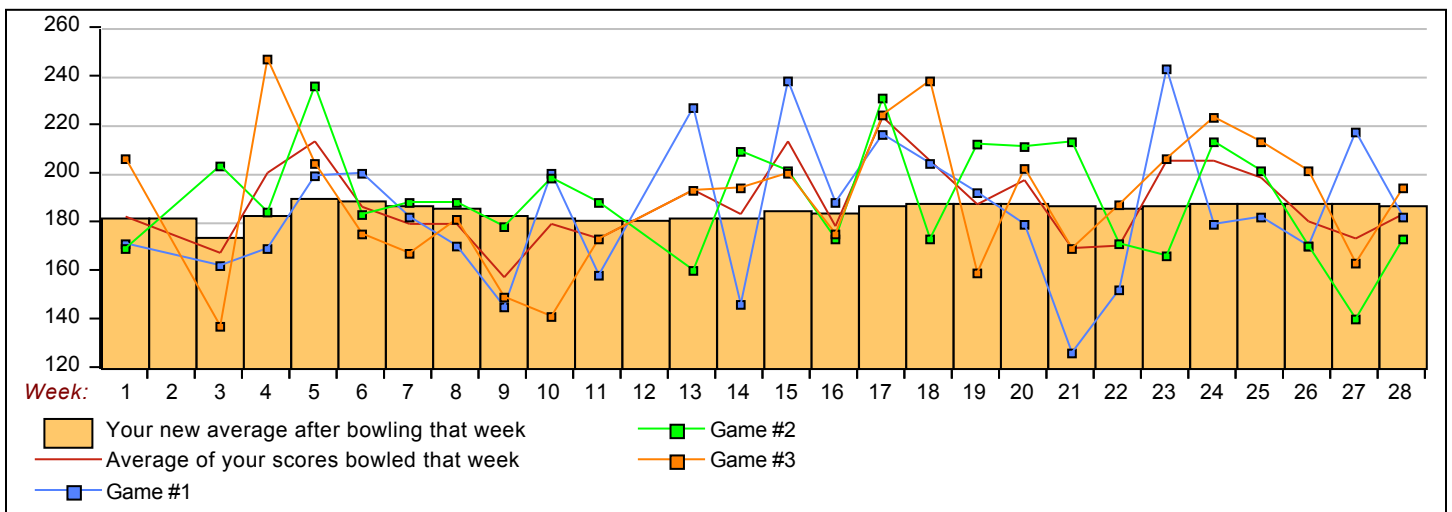
End of 1st part

15	12/18/11	182	238	201	200	639	7219	39	185.10	- 182.78	= 2.32	247	639	21.5	17.5	55.13 %
16	01/08/12	185	188	173	175	536	7755	42	184.64	- 185.10	= -0.46	247	639	21.5	20.5	51.19 %
17	01/15/12	184	216	231	224	671	8426	45	187.24	- 184.64	= 2.60	247	671	24.5	20.5	54.44 %
18	01/22/12	187	204	173	238	615	9041	48	188.35	- 187.24	= 1.11	247	671	25.5	22.5	53.13 %
19	01/29/12	188	192	212	159	563	9604	51	188.31	- 188.35	= -0.04	247	671	26.5	24.5	51.96 %
20	02/05/12	188	179	211	202	592	10196	54	188.81	- 188.31	= 0.50	247	671	28.5	25.5	52.78 %
21	02/12/12	188	126	213	169	508	10704	57	187.79	- 188.81	= -1.03	247	671	28.5	28.5	50.00 %
22	02/19/12	187	152	171	187	510	11214	60	186.90	- 187.79	= -0.89	247	671	28.5	31.5	47.50 %
23	02/19/12	186	243	166	206	615	11829	63	187.76	- 186.90	= 0.86	247	671	29.5	33.5	46.83 %
24	02/26/12	187	179	213	223	615	12444	66	188.55	- 187.76	= 0.78	247	671	31.5	34.5	47.73 %
25	03/04/12	188	182	201	213	596	13040	69	188.99	- 188.55	= 0.44	247	671	33.5	35.5	48.55 %
26	03/11/12	188	170	170	201	541	13581	72	188.63	- 188.99	= -0.36	247	671	34.5	37.5	47.92 %
27	03/18/12	188	217	140	163	520	14101	75	188.01	- 188.63	= -0.61	247	671	34.5	40.5	46.00 %
28	03/25/12	188	182	173	194	549	14650	78	187.82	- 188.01	= -0.19	247	671	37.5	40.5	48.08 %

<100	100's	125's	150's	175's	200's	225's	250's	275's	300's
		7	20	22	22	7			
<400	400's	450's	500's	550's	600's	650's	700's	750's	800's
		1	13	5	6	1			

Ave of Game 1	Ave of Game 2	Ave of Game 3
184.50	189.69	189.27

High game of **247** on week **4** High series of **671** on week **17** High average of **190.58** after bowling week **5**
 Low game of **126** on week **21** Low series of **472** on week **9** Low average of **174.67** after bowling week **3**



Sunday Morning Threesome

Sunday 9:00 am

Classic Lanes

Lanes 3 - 14

Note: This report includes information through March 25 which is week 28 of 28

Adam Lake's Bowling Record - Team 10: Superior Salt

Week No.	Bowling Date	Old Ave	---Average Change---			Total	Pins	Gms	New - Old --> +/-			High Game	High Sers	Points Won	Points Lost	%Won		
			-1-	-2-	-3-					=								
1	09/11/11	bk192				0	0	0	-	0.00	=	0.00	0	0			0.00 %	
2	09/18/11	bk192	167	176	125	468	468	3	156.00	-	0.00	=	156.00	176	468	1.0	2.0	33.33 %
3	09/25/11	bk192	189	191	170	550	1018	6	169.67	-	156.00	=	13.67	191	550	3.5	2.5	58.33 %
4	10/02/11	bk192	163	227	190	580	1598	9	177.56	-	169.67	=	7.89	227	580	3.5	5.5	38.89 %
5	10/09/11	177	161	180	239	580	2178	12	181.50	-	177.56	=	3.94	239	580	5.5	6.5	45.83 %
6	10/16/11	181			0	2178	12	181.50	-	181.50	=	0.00	239	580	5.5	6.5	45.83 %	
7	10/23/11	181	165	179	195	539	2717	15	181.13	-	181.50	=	-0.37	239	580	6.5	8.5	43.33 %
8	10/30/11	181	172	174	144	490	3207	18	178.17	-	181.13	=	-2.97	239	580	6.5	11.5	36.11 %
9	11/06/11	178	155	190	130	475	3682	21	175.33	-	178.17	=	-2.83	239	580	7.5	13.5	35.71 %
10	11/13/11	175			0	3682	21	175.33	-	175.33	=	0.00	239	580	7.5	13.5	35.71 %	
11	11/13/11	175			0	3682	21	175.33	-	175.33	=	0.00	239	580	7.5	13.5	35.71 %	
12	11/27/11	175	191	172	212	575	4257	24	177.38	-	175.33	=	2.04	239	580	9.5	14.5	39.58 %
13	12/04/11	177	198	232	140	570	4827	27	178.78	-	177.38	=	1.40	239	580	11.5	15.5	42.59 %
14	12/11/11	178	211	246	159	616	5443	30	181.43	-	178.78	=	2.66	246	616	13.5	16.5	45.00 %

End of 1st part

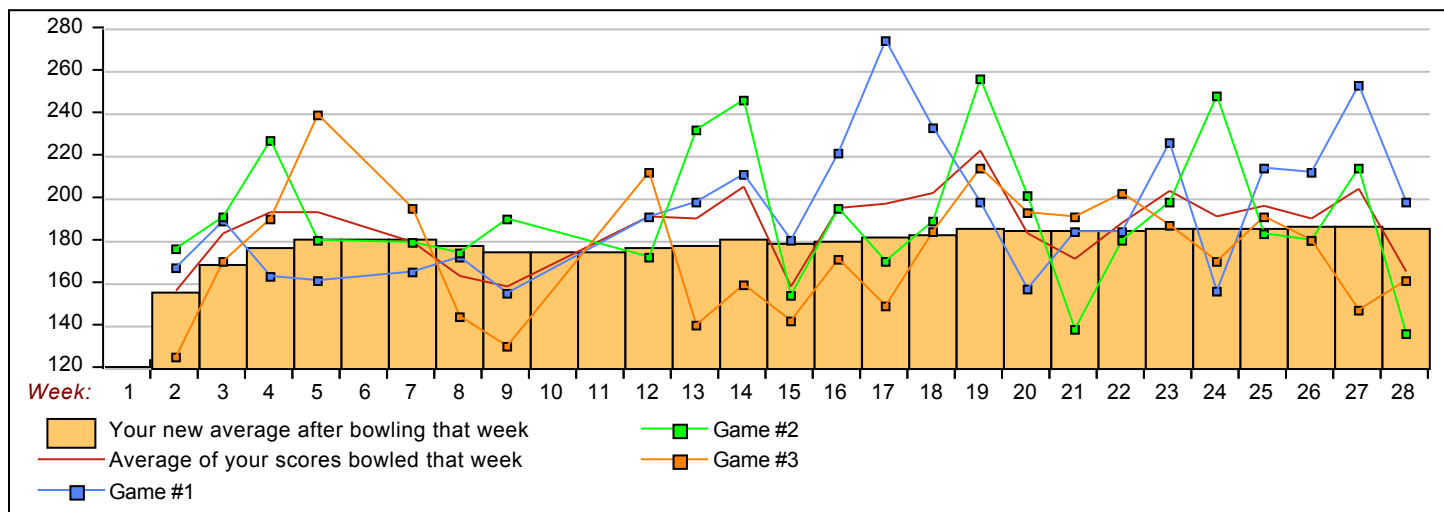
15	12/18/11	181	180	154	142	476	5919	33	179.36	-	181.43	=	-2.07	246	616	13.5	19.5	40.91 %
16	01/08/12	179	221	195	171	587	6506	36	180.72	-	179.36	=	1.36	246	616	16.5	19.5	45.83 %
17	01/15/12	180	274	170	149	593	7099	39	182.03	-	180.72	=	1.30	274	616	18.5	20.5	47.44 %
18	01/22/12	182	233	189	184	606	7705	42	183.45	-	182.03	=	1.43	274	616	20.5	21.5	48.81 %
19	01/29/12	183	198	256	214	668	8373	45	186.07	-	183.45	=	2.61	274	668	23.5	21.5	52.22 %
20	02/05/12	186	157	201	193	551	8924	48	185.92	-	186.07	=	-0.15	274	668	24.5	23.5	51.04 %
21	02/12/12	185	184	138	191	513	9437	51	185.04	-	185.92	=	-0.88	274	668	26.5	24.5	51.96 %
22	02/19/12	185	184	180	202	566	10003	54	185.24	-	185.04	=	0.20	274	668	28.5	25.5	52.78 %
23	02/19/12	185	226	198	187	611	10614	57	186.21	-	185.24	=	0.97	274	668	30.5	26.5	53.51 %
24	02/26/12	186	156	248	170	574	11188	60	186.47	-	186.21	=	0.26	274	668	31.5	28.5	52.50 %
25	03/04/12	186	214	183	191	588	11776	63	186.92	-	186.47	=	0.45	274	668	34.5	28.5	54.76 %
26	03/11/12	186	212	180	180	572	12348	66	187.09	-	186.92	=	0.17	274	668	36.5	29.5	55.30 %
27	03/18/12	187	253	214	147	614	12962	69	187.86	-	187.09	=	0.76	274	668	37.5	31.5	54.35 %
28	03/25/12	187	198	136	161	495	13457	72	186.90	-	187.86	=	-0.95	274	668	38.5	33.5	53.47 %

<100	100's	125's	150's	175's	200's	225's	250's	275's	300's
		9	17	27	9	7	3		
<400	400's	450's	500's	550's	600's	650's	700's	750's	800's
		5	2	12	4	1			

Ave of Game 1 Ave of Game 2 Ave of Game 3

194.25 192.04 174.42

High game of **274** on week **17** High series of **668** on week **19** High average of **187.86** after bowling week **27**
 Low game of **125** on week **2** Low series of **468** on week **2** Low average of **156.00** after bowling week **2**



Sunday Morning Threesome

Sunday 9:00 am

Classic Lanes

Lanes 3 - 14

Note: This report includes information through March 25 which is week 28 of 28

Carrie Schmidt's Bowling Record - Team 10: Superior Salt

Week No.	Bowling Date	Old Ave	Average			Total	Pins	Gms	---Average Change---			High Game	High Sers	Points Won	Points Lost	%Won
			-1-	-2-	-3-				New	Old	+/-					
1	09/11/11	bk160	130	148	155	433	433	3	144.33	- 0.00	= 144.33	155	433		3.0	0.00 %
2	09/18/11	bk160	124	179	168	471	904	6	150.67	- 144.33	= 6.33	179	471	2.0	4.0	33.33 %
3	09/25/11	bk160				0	904	6	150.67	- 150.67	= 0.00	179	471	2.0	4.0	33.33 %
4	10/02/11	bk160				0	904	6	150.67	- 150.67	= 0.00	179	471	2.0	4.0	33.33 %
5	10/09/11	bk160				0	904	6	150.67	- 150.67	= 0.00	179	471	2.0	4.0	33.33 %
6	10/16/11	bk160	115	190	155	460	1364	9	151.56	- 150.67	= 0.89	190	471	4.0	5.0	44.44 %
7	10/23/11	151				0	1364	9	151.56	- 151.56	= 0.00	190	471	4.0	5.0	44.44 %
8	10/30/11	151	169	161	201	531	1895	12	157.92	- 151.56	= 6.36	201	531	5.0	7.0	41.67 %
9	11/06/11	157				0	1895	12	157.92	- 157.92	= 0.00	201	531	5.0	7.0	41.67 %
10	11/13/11	157				0	1895	12	157.92	- 157.92	= 0.00	201	531	5.0	7.0	41.67 %
11	11/13/11	157				0	1895	12	157.92	- 157.92	= 0.00	201	531	5.0	7.0	41.67 %
12	11/27/11	157				0	1895	12	157.92	- 157.92	= 0.00	201	531	5.0	7.0	41.67 %
13	12/04/11	157				0	1895	12	157.92	- 157.92	= 0.00	201	531	5.0	7.0	41.67 %
14	12/11/11	157				0	1895	12	157.92	- 157.92	= 0.00	201	531	5.0	7.0	41.67 %

End of 1st part

15	12/18/11	157				0	1895	12	157.92	- 157.92	= 0.00	201	531	5.0	7.0	41.67 %
16	01/08/12	157				0	1895	12	157.92	- 157.92	= 0.00	201	531	5.0	7.0	41.67 %
17	01/15/12	157				0	1895	12	157.92	- 157.92	= 0.00	201	531	5.0	7.0	41.67 %
18	01/22/12	157				0	1895	12	157.92	- 157.92	= 0.00	201	531	5.0	7.0	41.67 %
19	01/29/12	157				0	1895	12	157.92	- 157.92	= 0.00	201	531	5.0	7.0	41.67 %
20	02/05/12	157				0	1895	12	157.92	- 157.92	= 0.00	201	531	5.0	7.0	41.67 %
21	02/12/12	157				0	1895	12	157.92	- 157.92	= 0.00	201	531	5.0	7.0	41.67 %
22	02/19/12	157				0	1895	12	157.92	- 157.92	= 0.00	201	531	5.0	7.0	41.67 %
23	02/19/12	157				0	1895	12	157.92	- 157.92	= 0.00	201	531	5.0	7.0	41.67 %
24	02/26/12	157				0	1895	12	157.92	- 157.92	= 0.00	201	531	5.0	7.0	41.67 %
25	03/04/12	157				0	1895	12	157.92	- 157.92	= 0.00	201	531	5.0	7.0	41.67 %
26	03/11/12	157				0	1895	12	157.92	- 157.92	= 0.00	201	531	5.0	7.0	41.67 %
27	03/18/12	157				0	1895	12	157.92	- 157.92	= 0.00	201	531	5.0	7.0	41.67 %
28	03/25/12	157				0	1895	12	157.92	- 157.92	= 0.00	201	531	5.0	7.0	41.67 %

<100	100's	125's	150's	175's	200's	225's	250's	275's	300's
	2	2	5	2	1				
<400	400's	450's	500's	550's	600's	650's	700's	750's	800's
	1	2	1						

Ave of Game 1	Ave of Game 2	Ave of Game 3
134.50	169.50	169.75

High game of 201 on week 8 High series of 531 on week 8 High average of 157.92 after bowling week 8
 Low game of 115 on week 6 Low series of 433 on week 1 Low average of 144.33 after bowling week 1

