

Sunday 9:00 am

**Classic Lanes**

Lanes 3 - 14

Note: This report includes information through March 25 which is week 28 of 28

**Team 2: Pomp's Tire Service**

Name	Pins	Gms	True Average	Book Ave	High Game	High Sers	Points Won	Points Lost	%Won
Guida, John	17218	78	220.74	210	300	763	47.0	31.0	60.26 %
Guida Sr, Nick	16585	81	204.75	208	267	701	41.5	39.5	51.23 %
Secora Jr, John	17012	81	210.02	213	300	789	41.0	40.0	50.62 %
Schwalbach, Jeff	1952	9	216.89	204	247	705	7.0	2.0	77.78 %

**Team History**

Week No.	Bowling Date	Opp. Team	-1-	-2-	-3-	Total	Last Wk WON	Last Wk Lost	Points Won	Points Lost	Year-To-Date WON	Y-T-D LOST	High Game	High Sers
1	09/11/11	1	583	690	593	1866	12	4	12	4	12	4	690	1866
2	09/18/11	6	603	602	632	1837	10 ½	5 ½	22 ½	9 ½	22 ½	9 ½	690	1866
3	09/25/11	8	655	546	628	1829	9	7	31 ½	16 ½	31 ½	16 ½	690	1866
4	10/02/11	9	632	625	669	1926	10	6	41 ½	22 ½	41 ½	22 ½	690	1926
5	10/09/11	11	635	641	671	1947	10	6	51 ½	28 ½	51 ½	28 ½	690	1947
6	10/16/11	4	648	673	653	1974	12	4	63 ½	32 ½	63 ½	32 ½	690	1974
7	10/23/11	12	725	678	699	2102	12	4	75 ½	36 ½	75 ½	36 ½	725	2102
8	10/30/11	10	565	567	570	1702	8	8	83 ½	44 ½	83 ½	44 ½	725	2102
9	11/06/11	5	610	707	641	1958	7	9	90 ½	53 ½	90 ½	53 ½	725	2102
10	11/13/11	3	644	639	568	1851	10 ½	5 ½	101	59	101	59	725	2102
11	11/13/11	11	574	687	577	1838	13	3	114	62	114	62	725	2102
12	11/27/11	7	664	599	681	1944	12	4	126	66	126	66	725	2102
13	12/04/11	5	603	602	671	1876	6	10	132	76	132	76	725	2102
14	12/11/11	5	663	635	686	1984	8	8	140	84	140	84	725	2102

**End of 1st part**

15	12/18/11	1	599	635	721	1955	8	8	8	8	148	92	725	2102
16	01/08/12	6	687	792	629	2108	14 ½	1 ½	22 ½	9 ½	162 ½	93 ½	792	2108
17	01/15/12	8	564	608	658	1830	4	12	26 ½	21 ½	166 ½	105 ½	792	2108
18	01/22/12	9	600	653	561	1814	6 ½	9 ½	33	31	173	115	792	2108
19	01/29/12	7	714	681	728	2123	6	10	39	41	179	125	792	2123
20	02/05/12	4	610	668	641	1919	14	2	53	43	193	127	792	2123
21	02/12/12	12	725	666	652	2043	14	2	67	45	207	129	792	2123
22	02/19/12	10	643	652	578	1873	11	5	78	50	218	134	792	2123
23	02/19/12	3	649	587	555	1791	4	12	82	62	222	146	792	2123
24	02/26/12	1	549	597	582	1728	4	12	86	74	226	158	792	2123
25	03/04/12	11	711	617	696	2024	10	6	96	80	236	164	792	2123
26	03/11/12	7	575	571	621	1767	2 ½	13 ½	98 ½	93 ½	238 ½	177 ½	792	2123
27	03/18/12	5	578	607	610	1795	6	10	104 ½	103 ½	244 ½	187 ½	792	2123
28	03/25/12	8	620	643	664	1927	6	10	110 ½	113 ½	250 ½	197 ½	792	2123

# Sunday Morning Threesome

Sunday 9:00 am

*Classic Lanes*

Lanes 3 - 14

Note: This report includes information through March 25 which is week 28 of 28

**John Guida's Bowling Record - Team 2: Pomp's Tire Service**

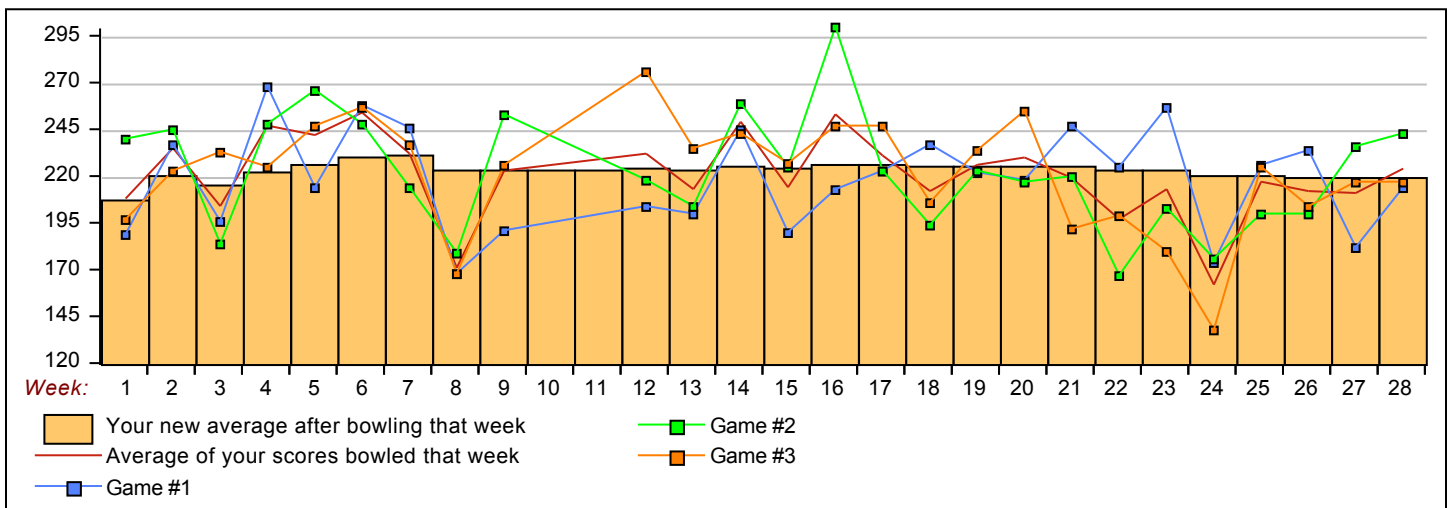
Week No.	Bowling Date	Old Ave	---Average Change---			Total	Pins	Gms	New - Old --> +/-			High Game	High Sers	Points Won	Points Lost	%Won
			-1-	-2-	-3-											
1	09/11/11	bk210	189	240	197	626	626	3	208.67	- 0.00	= 208.67	240	626	2.0	1.0	66.67 %
2	09/18/11	bk210	237	245	223	705	1331	6	221.83	- 208.67	= 13.17	245	705	4.5	1.5	75.00 %
3	09/25/11	bk210	196	184	233	613	1944	9	216.00	- 221.83	= -5.83	245	705	6.5	2.5	72.22 %
4	10/02/11	216	268	248	225	741	2685	12	223.75	- 216.00	= 7.75	268	741	9.5	2.5	79.17 %
5	10/09/11	223	214	266	247	727	3412	15	227.47	- 223.75	= 3.72	268	741	11.5	3.5	76.67 %
6	10/16/11	227	258	248	257	763	4175	18	231.94	- 227.47	= 4.48	268	763	13.5	4.5	75.00 %
7	10/23/11	231	246	214	237	697	4872	21	232.00	- 231.94	= 0.06	268	763	14.5	6.5	69.05 %
8	10/30/11	232	168	179	168	515	5387	24	224.46	- 232.00	= -7.54	268	763	14.5	9.5	60.42 %
9	11/06/11	224	191	253	226	670	6057	27	224.33	- 224.46	= -0.13	268	763	15.5	11.5	57.41 %
10	11/13/11	224				0	6057	27	224.33	- 224.33	= 0.00	268	763	15.5	11.5	57.41 %
11	11/13/11	224				0	6057	27	224.33	- 224.33	= 0.00	268	763	15.5	11.5	57.41 %
12	11/27/11	224	204	218	276	698	6755	30	225.17	- 224.33	= 0.83	276	763	18.5	11.5	61.67 %
13	12/04/11	225	200	204	235	639	7394	33	224.06	- 225.17	= -1.11	276	763	20.5	12.5	62.12 %
14	12/11/11	224	245	259	243	747	8141	36	226.14	- 224.06	= 2.08	276	763	23.5	12.5	65.28 %

**End of 1st part**

15	12/18/11	226	190	225	227	642	8783	39	225.21	- 226.14	= -0.93	276	763	25.5	13.5	65.38 %
16	01/08/12	225	213	300	247	760	9543	42	227.21	- 225.21	= 2.01	300	763	28.0	14.0	66.67 %
17	01/15/12	227	223	223	247	693	10236	45	227.47	- 227.21	= 0.25	300	763	30.0	15.0	66.67 %
18	01/22/12	227	237	194	206	637	10873	48	226.52	- 227.47	= -0.95	300	763	31.0	17.0	64.58 %
19	01/29/12	226	222	223	234	679	11552	51	226.51	- 226.52	= -0.01	300	763	32.0	19.0	62.75 %
20	02/05/12	226	218	217	255	690	12242	54	226.70	- 226.51	= 0.19	300	763	35.0	19.0	64.81 %
21	02/12/12	226	247	220	192	659	12901	57	226.33	- 226.70	= -0.37	300	763	38.0	19.0	66.67 %
22	02/19/12	226	225	167	199	591	13492	60	224.87	- 226.33	= -1.47	300	763	40.0	20.0	66.67 %
23	02/19/12	224	257	203	180	640	14132	63	224.32	- 224.87	= -0.55	300	763	41.0	22.0	65.08 %
24	02/26/12	224	174	176	138	488	14620	66	221.52	- 224.32	= -2.80	300	763	41.0	25.0	62.12 %
25	03/04/12	221	226	200	225	651	15271	69	221.32	- 221.52	= -0.20	300	763	43.0	26.0	62.32 %
26	03/11/12	221	234	200	204	638	15909	72	220.96	- 221.32	= -0.36	300	763	44.0	28.0	61.11 %
27	03/18/12	220	182	236	217	635	16544	75	220.59	- 220.96	= -0.37	300	763	45.0	30.0	60.00 %
28	03/25/12	220	214	243	217	674	17218	78	220.74	- 220.59	= 0.16	300	763	47.0	31.0	60.26 %

<u>&lt;100</u>	<u>100's</u>	<u>125's</u>	<u>150's</u>	<u>175's</u>	<u>200's</u>	<u>225's</u>	<u>250's</u>	<u>275's</u>	<u>300's</u>
		1	4	13	23	27	8	1	1
<u>&lt;400</u>	<u>400's</u>	<u>450's</u>	<u>500's</u>	<u>550's</u>	<u>600's</u>	<u>650's</u>	<u>700's</u>	<u>750's</u>	<u>800's</u>
		1	1	1	8	9	4	2	
<u>Ave of Game 1</u>			<u>Ave of Game 2</u>			<u>Ave of Game 3</u>			
218.38			222.50			221.35			

High game of **300** on week **16** High series of **763** on week **6** High average of **232.00** after bowling week **7**  
 Low game of **138** on week **24** Low series of **488** on week **24** Low average of **208.67** after bowling week **1**



# Sunday Morning Threesome

Sunday 9:00 am

Classic Lanes

Lanes 3 - 14

Note: This report includes information through March 25 which is week 28 of 28

## Nick Guida's Bowling Record - Team 2: Pomp's Tire Service

Week No.	Bowling Date	Old Ave	---Average Change---			Total	Pins	Gms	New - Old --> +/-			High Game	High Sers	Points Won	Points Lost	%Won
			-1-	-2-	-3-											
1	09/11/11	bk208	182	193	206	581	581	3	193.67	- 0.00	= 193.67	206	581	3.0		100.00 %
2	09/18/11	bk208	197	169	222	588	1169	6	194.83	- 193.67	= 1.17	222	588	5.0	1.0	83.33 %
3	09/25/11	bk208	228	175	172	575	1744	9	193.78	- 194.83	= -1.06	228	588	5.0	4.0	55.56 %
4	10/02/11	193	179	202	222	603	2347	12	195.58	- 193.78	= 1.81	228	603	6.0	6.0	50.00 %
5	10/09/11	195	220	212	211	643	2990	15	199.33	- 195.58	= 3.75	228	643	8.0	7.0	53.33 %
6	10/16/11	199				0	2990	15	199.33	- 199.33	= 0.00	228	643	8.0	7.0	53.33 %
7	10/23/11	199	244	241	215	700	3690	18	205.00	- 199.33	= 5.67	244	700	11.0	7.0	61.11 %
8	10/30/11	205	229	223	204	656	4346	21	206.95	- 205.00	= 1.95	244	700	14.0	7.0	66.67 %
9	11/06/11	206	185	219	197	601	4947	24	206.13	- 206.95	= -0.83	244	700	14.0	10.0	58.33 %
10	11/13/11	206	203	186	220	609	5556	27	205.78	- 206.13	= -0.35	244	700	16.0	11.0	59.26 %
11	11/13/11	205	200	218	197	615	6171	30	205.70	- 205.78	= -0.08	244	700	19.0	11.0	63.33 %
12	11/27/11	205	215	222	188	625	6796	33	205.94	- 205.70	= 0.24	244	700	21.0	12.0	63.64 %
13	12/04/11	205	247	192	226	665	7461	36	207.25	- 205.94	= 1.31	247	700	22.0	14.0	61.11 %
14	12/11/11	207	205	174	196	575	8036	39	206.05	- 207.25	= -1.20	247	700	22.0	17.0	56.41 %

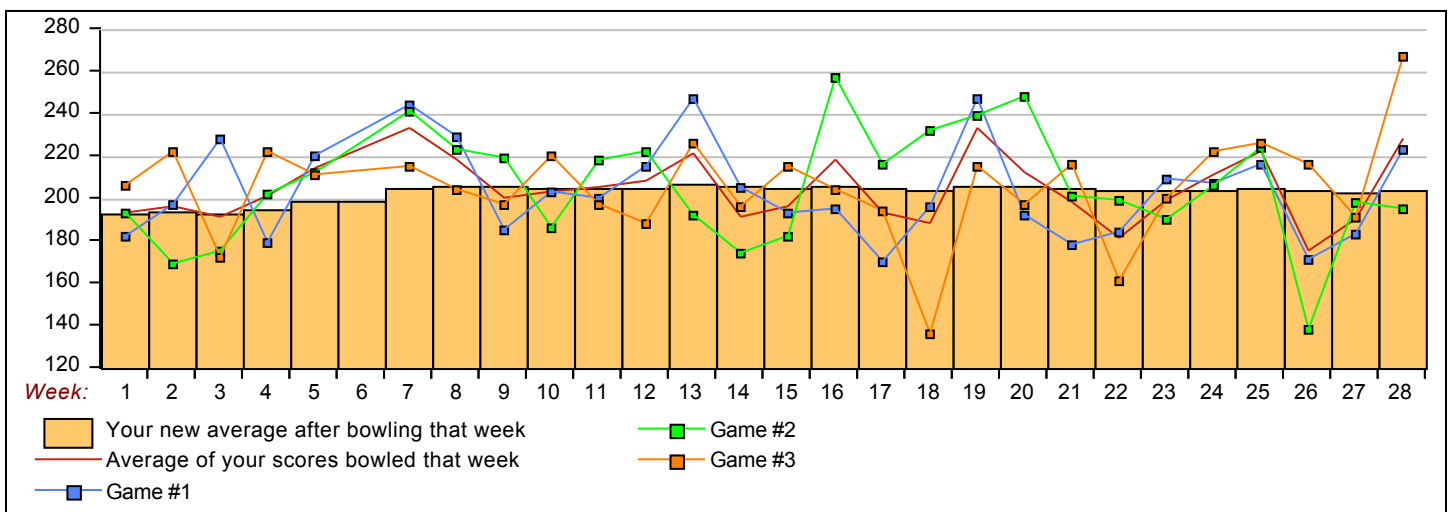
## End of 1st part

15	12/18/11	206	193	182	215	590	8626	42	205.38	- 206.05	= -0.67	247	700	23.0	19.0	54.76 %
16	01/08/12	205	195	257	204	656	9282	45	206.27	- 205.38	= 0.89	257	700	26.0	19.0	57.78 %
17	01/15/12	206	170	216	194	580	9862	48	205.46	- 206.27	= -0.81	257	700	27.0	21.0	56.25 %
18	01/22/12	205	196	232	136	564	10426	51	204.43	- 205.46	= -1.03	257	700	28.5	22.5	55.88 %
19	01/29/12	204	247	239	215	701	11127	54	206.06	- 204.43	= 1.62	257	701	30.5	23.5	56.48 %
20	02/05/12	206	192	248	197	637	11764	57	206.39	- 206.06	= 0.33	257	701	33.5	23.5	58.77 %
21	02/12/12	206	178	201	216	595	12359	60	205.98	- 206.39	= -0.40	257	701	34.5	25.5	57.50 %
22	02/19/12	205	184	199	161	544	12903	63	204.81	- 205.98	= -1.17	257	701	35.5	27.5	56.35 %
23	02/19/12	204	209	190	200	599	13502	66	204.58	- 204.81	= -0.23	257	701	35.5	30.5	53.79 %
24	02/26/12	204	207	206	222	635	14137	69	204.88	- 204.58	= 0.31	257	701	37.5	31.5	54.35 %
25	03/04/12	204	216	224	226	666	14803	72	205.60	- 204.88	= 0.71	257	701	38.5	33.5	53.47 %
26	03/11/12	205	171	138	216	525	15328	75	204.37	- 205.60	= -1.22	257	701	38.5	36.5	51.33 %
27	03/18/12	204	183	198	191	572	15900	78	203.85	- 204.37	= -0.53	257	701	39.5	38.5	50.64 %
28	03/25/12	203	223	195	267	685	16585	81	204.75	- 203.85	= 0.91	267	701	41.5	39.5	51.23 %

<100	100's	125's	150's	175's	200's	225's	250's	275's	300's
		2	6	27	33	11	2		
<400	400's	450's	500's	550's	600's	650's	700's	750's	800's
			2	10	8	5	2		

Ave of Game 1	Ave of Game 2	Ave of Game 3
203.63	205.59	205.04

High game of 267 on week 28 High series of 701 on week 19 High average of 207.25 after bowling week 13  
 Low game of 136 on week 18 Low series of 525 on week 26 Low average of 193.67 after bowling week 1



# Sunday Morning Threesome

Sunday 9:00 am

Classic Lanes

Lanes 3 - 14

Note: This report includes information through March 25 which is week 28 of 28

## John Secora Jr's Bowling Record - Team 2: Pomp's Tire Service

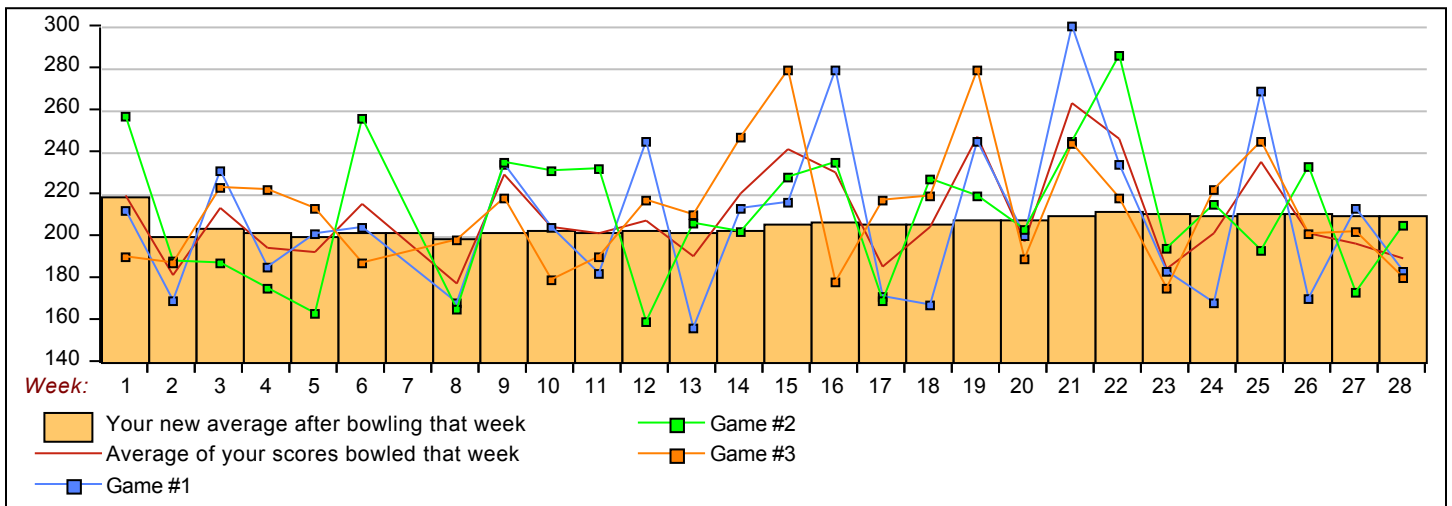
Week No.	Bowling Date	Old Ave	---Average Change---			Total	Pins	Gms	New - Old ----> +/-			High Game	High Sers	Points Won	Points Lost	%Won
			-1-	-2-	-3-											
1	09/11/11	bk213	212	257	190	659	659	3	219.67	- 0.00	= 219.67	257	659	2.0	1.0	66.67 %
2	09/18/11	bk213	169	188	187	544	1203	6	200.50	- 219.67	= -19.17	257	659	3.0	3.0	50.00 %
3	09/25/11	bk213	231	187	223	641	1844	9	204.89	- 200.50	= 4.39	257	659	6.0	3.0	66.67 %
4	10/02/11	204	185	175	222	582	2426	12	202.17	- 204.89	= -2.72	257	659	7.0	5.0	58.33 %
5	10/09/11	202	201	163	213	577	3003	15	200.20	- 202.17	= -1.97	257	659	8.0	7.0	53.33 %
6	10/16/11	200	204	256	187	647	3650	18	202.78	- 200.20	= 2.58	257	659	10.0	8.0	55.56 %
7	10/23/11	202				0	3650	18	202.78	- 202.78	= 0.00	257	659	10.0	8.0	55.56 %
8	10/30/11	202	168	165	198	531	4181	21	199.10	- 202.78	= -3.68	257	659	11.0	10.0	52.38 %
9	11/06/11	199	234	235	218	687	4868	24	202.83	- 199.10	= 3.74	257	687	13.0	11.0	54.17 %
10	11/13/11	202	204	231	179	614	5482	27	203.04	- 202.83	= 0.20	257	687	14.5	12.5	53.70 %
11	11/13/11	203	182	232	190	604	6086	30	202.87	- 203.04	= -0.17	257	687	15.5	14.5	51.67 %
12	11/27/11	202	245	159	217	621	6707	33	203.24	- 202.87	= 0.38	257	687	17.5	15.5	53.03 %
13	12/04/11	203	156	206	210	572	7279	36	202.19	- 203.24	= -1.05	257	687	18.5	17.5	51.39 %
14	12/11/11	202	213	202	247	662	7941	39	203.62	- 202.19	= 1.42	257	687	19.5	19.5	50.00 %

### End of 1st part

15	12/18/11	203	216	228	279	723	8664	42	206.29	- 203.62	= 2.67	279	723	20.5	21.5	48.81 %
16	01/08/12	206	279	235	178	692	9356	45	207.91	- 206.29	= 1.63	279	723	22.5	22.5	50.00 %
17	01/15/12	207	171	169	217	557	9913	48	206.52	- 207.91	= -1.39	279	723	23.5	24.5	48.96 %
18	01/22/12	206	167	227	219	613	10526	51	206.39	- 206.52	= -0.13	279	723	25.5	25.5	50.00 %
19	01/29/12	206	245	219	279	743	11269	54	208.69	- 206.39	= 2.29	279	743	26.5	27.5	49.07 %
20	02/05/12	208	200	203	189	592	11861	57	208.09	- 208.69	= -0.60	279	743	27.5	29.5	48.25 %
21	02/12/12	208	300	245	244	789	12650	60	210.83	- 208.09	= 2.75	300	789	30.5	29.5	50.83 %
22	02/19/12	210	234	286	218	738	13388	63	212.51	- 210.83	= 1.67	300	789	33.5	29.5	53.17 %
23	02/19/12	212	183	194	175	552	13940	66	211.21	- 212.51	= -1.30	300	789	34.5	31.5	52.27 %
24	02/26/12	211	168	215	222	605	14545	69	210.80	- 211.21	= -0.42	300	789	36.5	32.5	52.90 %
25	03/04/12	210	269	193	245	707	15252	72	211.83	- 210.80	= 1.04	300	789	38.5	33.5	53.47 %
26	03/11/12	211	170	233	201	604	15856	75	211.41	- 211.83	= -0.42	300	789	40.0	35.0	53.33 %
27	03/18/12	211	213	173	202	588	16444	78	210.82	- 211.41	= -0.59	300	789	41.0	37.0	52.56 %
28	03/25/12	210	183	205	180	568	17012	81	210.02	- 210.82	= -0.80	300	789	41.0	40.0	50.62 %

<100	100's	125's	150's	175's	200's	225's	250's	275's	300's
			12	19	26	16	3	4	1
<400	400's	450's	500's	550's	600's	650's	700's	750's	800's
			2	8	8	4	4	1	
<b>Ave of Game 1</b>			<b>Ave of Game 2</b>			<b>Ave of Game 3</b>			
207.48			210.41			212.19			

High game of 300 on week 21 High series of 789 on week 2 High average of 219.67 after bowling week 1  
 Low game of 156 on week 13 Low series of 531 on week 8 Low average of 199.10 after bowling week 8



# Sunday Morning Threesome

Sunday 9:00 am

Classic Lanes

Lanes 3 - 14

Note: This report includes information through March 25 which is week 28 of 28

## Jeff Schwalbach's Bowling Record - Team 2: Pomp's Tire Service

Week No.	Bowling Date	Old Ave	---Average Change---			Total	Pins	Gms	---Average Change---			High Game	High Sers	Points Won	Points Lost	%Won		
			-1-	-2-	-3-				New	Old	+/-							
1	09/11/11	bk204				0	0	0	-	0.00	=	0.00	0	0			0.00 %	
2	09/18/11	bk204				0	0	0	-	0.00	=	0.00	0	0			0.00 %	
3	09/25/11	bk204				0	0	0	-	0.00	=	0.00	0	0			0.00 %	
4	10/02/11	bk204				0	0	0	-	0.00	=	0.00	0	0			0.00 %	
5	10/09/11	bk204				0	0	0	-	0.00	=	0.00	0	0			0.00 %	
6	10/16/11	bk204				0	0	0	-	0.00	=	0.00	0	0			0.00 %	
7	10/23/11	bk204	235	223	247	705	705	3	235.00	-	0.00	=	235.00	247	705	3.0		100.00 %
8	10/30/11	bk204				0	705	3	235.00	-	235.00	=	0.00	247	705	3.0		100.00 %
9	11/06/11	bk204				0	705	3	235.00	-	235.00	=	0.00	247	705	3.0		100.00 %
10	11/13/11	bk204	237	222	169	628	1333	6	222.17	-	235.00	=	-12.83	247	705	5.0	1.0	83.33 %
11	11/13/11	bk204	192	237	190	619	1952	9	216.89	-	222.17	=	-5.28	247	705	7.0	2.0	77.78 %
12	11/27/11	216				0	1952	9	216.89	-	216.89	=	0.00	247	705	7.0	2.0	77.78 %
13	12/04/11	216				0	1952	9	216.89	-	216.89	=	0.00	247	705	7.0	2.0	77.78 %
14	12/11/11	216				0	1952	9	216.89	-	216.89	=	0.00	247	705	7.0	2.0	77.78 %

### End of 1st part

15	12/18/11	216				0	1952	9	216.89	-	216.89	=	0.00	247	705	7.0	2.0	77.78 %
16	01/08/12	216				0	1952	9	216.89	-	216.89	=	0.00	247	705	7.0	2.0	77.78 %
17	01/15/12	216				0	1952	9	216.89	-	216.89	=	0.00	247	705	7.0	2.0	77.78 %
18	01/22/12	216				0	1952	9	216.89	-	216.89	=	0.00	247	705	7.0	2.0	77.78 %
19	01/29/12	216				0	1952	9	216.89	-	216.89	=	0.00	247	705	7.0	2.0	77.78 %
20	02/05/12	216				0	1952	9	216.89	-	216.89	=	0.00	247	705	7.0	2.0	77.78 %
21	02/12/12	216				0	1952	9	216.89	-	216.89	=	0.00	247	705	7.0	2.0	77.78 %
22	02/19/12	216				0	1952	9	216.89	-	216.89	=	0.00	247	705	7.0	2.0	77.78 %
23	02/19/12	216				0	1952	9	216.89	-	216.89	=	0.00	247	705	7.0	2.0	77.78 %
24	02/26/12	216				0	1952	9	216.89	-	216.89	=	0.00	247	705	7.0	2.0	77.78 %
25	03/04/12	216				0	1952	9	216.89	-	216.89	=	0.00	247	705	7.0	2.0	77.78 %
26	03/11/12	216				0	1952	9	216.89	-	216.89	=	0.00	247	705	7.0	2.0	77.78 %
27	03/18/12	216				0	1952	9	216.89	-	216.89	=	0.00	247	705	7.0	2.0	77.78 %
28	03/25/12	216				0	1952	9	216.89	-	216.89	=	0.00	247	705	7.0	2.0	77.78 %

<100	100's	125's	150's	175's	200's	225's	250's	275's	300's
			1	2	2	4			
<400	400's	450's	500's	550's	600's	650's	700's	750's	800's
					2		1		

<b>Ave of Game 1</b>	<b>Ave of Game 2</b>	<b>Ave of Game 3</b>
221.33	227.33	202.00

High game of **247** on week **7** High series of **705** on week **7** High average of **235.00** after bowling week **7**  
 Low game of **169** on week **10** Low series of **619** on week **11** Low average of **216.89** after bowling week **11**

