

Sunday 9:00 am

Classic Lanes

Lanes 3 - 14

Note: This report includes information through March 25 which is week 28 of 28

Team 4: Pain in your ASS

Name	Pins	Gms	True Average	Book Ave	High Game	High Sers	Points Won	Points Lost	%Won
Novak, Matt	2161	12	180.08	---	243	637	4.0	8.0	33.33 %
Stewart, Chris	14971	84	178.23	183	235	629	41.0	43.0	48.81 %
Waldref, Jose	16831	78	215.78	218	300	782	40.0	38.0	51.28 %
Frey, Kellie	10203	54	188.94	188	268	639	24.0	30.0	44.44 %

Team History

Week No.	Bowling Date	Opp. Team	-1-	-2-	-3-	Total	Last Wk WON	Last Wk Lost	Points Won	Points Lost	Year-To-Date WON	Y-T-D LOST	High Game	High Sers
1	09/11/11	3	601	574	528	1703	8	8	8	8	8	8	601	1703
2	09/18/11	5	552	551	560	1663	6	10	14	18	14	18	601	1703
3	09/25/11	11	432	604	618	1654	7	9	21	27	21	27	618	1703
4	10/02/11	10	609	628	560	1797	13	3	34	30	34	30	628	1797
5	10/09/11	8	513	634	614	1761	5	11	39	41	39	41	634	1797
6	10/16/11	2	572	559	479	1610	4	12	43	53	43	53	634	1797
7	10/23/11	7	618	630	664	1912	14	2	57	55	57	55	664	1912
8	10/30/11	12	661	529	563	1753	10	6	67	61	67	61	664	1912
9	11/06/11	11	490	602	529	1621	10	6	77	67	77	67	664	1912
10	11/13/11	6	535	563	513	1611	4	12	81	79	81	79	664	1912
11	11/13/11	9	517	505	641	1663	6	10	87	89	87	89	664	1912
12	11/27/11	1	519	602	604	1725	11	5	98	94	98	94	664	1912
13	12/04/11	8	533	604	593	1730	8	8	106	102	106	102	664	1912
14	12/11/11	7	483	586	540	1609	5	11	111	113	111	113	664	1912

End of 1st part

15	12/18/11	3	611	496	559	1666	9	7	9	7	120	120	664	1912
16	01/08/12	5	541	518	671	1730	7	9	16	16	127	129	671	1912
17	01/15/12	11	599	607	686	1892	5	11	21	27	132	140	686	1912
18	01/22/12	10	617	573	636	1826	10	6	31	33	142	146	686	1912
19	01/29/12	12	661	708	637	2006	11	5	42	38	153	151	708	2006
20	02/05/12	2	492	606	560	1658	2	14	44	52	155	165	708	2006
21	02/12/12	7	636	662	539	1837	10	6	54	58	165	171	708	2006
22	02/19/12	12	633	625	607	1865	6	10	60	68	171	181	708	2006
23	02/19/12	6	557	558	508	1623	2	14	62	82	173	195	708	2006
24	02/26/12	6	492	519	604	1615	5	11	67	93	178	206	708	2006
25	03/04/12	9	587	735	595	1917	14	2	81	95	192	208	735	2006
26	03/11/12	1	557	618	533	1708	5	11	86	106	197	219	735	2006
27	03/18/12	8	660	521	588	1769	5	11	91	117	202	230	735	2006
28	03/25/12	12	541	575	616	1732	5	11	96	128	207	241	735	2006

Sunday Morning Threesome

Sunday 9:00 am

Classic Lanes

Lanes 3 - 14

Note: This report includes information through March 25 which is week 28 of 28

Chris Stewart's Bowling Record - Team 4: Pain in your ASS

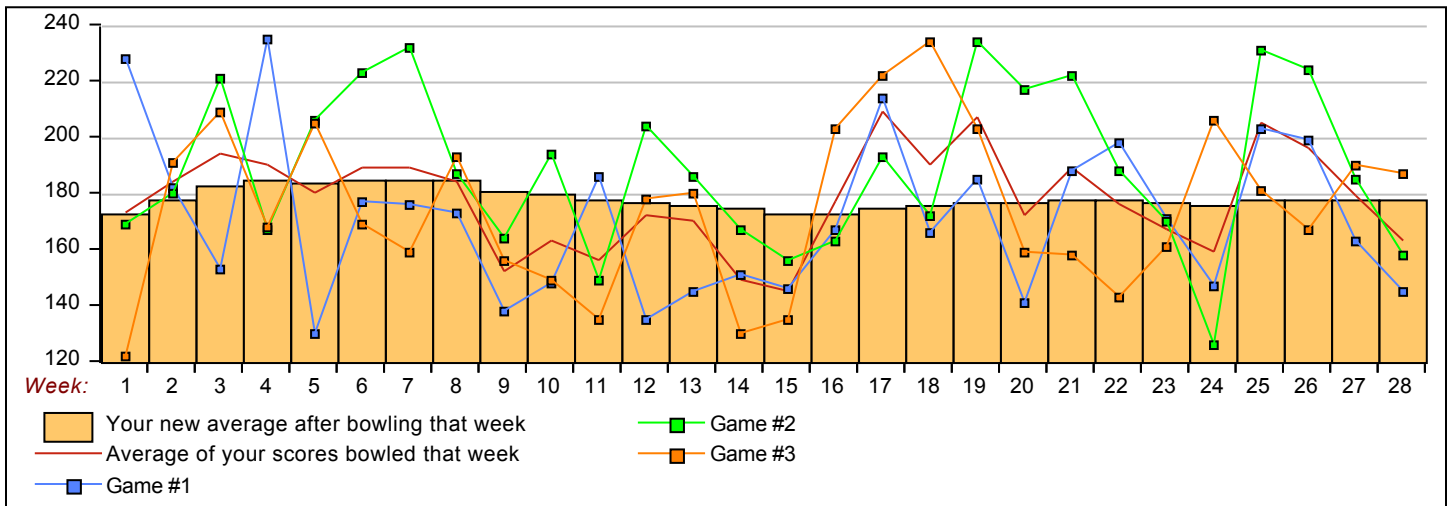
Week No.	Bowling Date	Old Ave	---Average Change---			Total	Pins	Gms	New - Old ----> +/-			High Game	High Sers	Points Won	Points Lost	%Won
			-1-	-2-	-3-											
1	09/11/11	bk183	228	169	122	519	519	3	173.00	- 0.00	= 173.00	228	519	1.0	2.0	33.33 %
2	09/18/11	bk183	182	180	191	553	1072	6	178.67	- 173.00	= 5.67	228	553	3.0	3.0	50.00 %
3	09/25/11	bk183	153	221	209	583	1655	9	183.89	- 178.67	= 5.22	228	583	5.0	4.0	55.56 %
4	10/02/11	183	235	167	168	570	2225	12	185.42	- 183.89	= 1.53	235	583	8.0	4.0	66.67 %
5	10/09/11	185	130	206	205	541	2766	15	184.40	- 185.42	= -1.02	235	583	9.0	6.0	60.00 %
6	10/16/11	184	177	223	169	569	3335	18	185.28	- 184.40	= 0.88	235	583	10.0	8.0	55.56 %
7	10/23/11	185	176	232	159	567	3902	21	185.81	- 185.28	= 0.53	235	583	11.0	10.0	52.38 %
8	10/30/11	185	173	187	193	553	4455	24	185.63	- 185.81	= -0.18	235	583	14.0	10.0	58.33 %
9	11/06/11	185	138	164	156	458	4913	27	181.96	- 185.63	= -3.66	235	583	16.0	11.0	59.26 %
10	11/13/11	181	148	194	149	491	5404	30	180.13	- 181.96	= -1.83	235	583	17.0	13.0	56.67 %
11	11/13/11	180	186	149	135	470	5874	33	178.00	- 180.13	= -2.13	235	583	17.0	16.0	51.52 %
12	11/27/11	178	135	204	178	517	6391	36	177.53	- 178.00	= -0.47	235	583	19.0	17.0	52.78 %
13	12/04/11	177	145	186	180	511	6902	39	176.97	- 177.53	= -0.55	235	583	21.0	18.0	53.85 %
14	12/11/11	176	151	167	130	448	7350	42	175.00	- 176.97	= -1.97	235	583	22.0	20.0	52.38 %

End of 1st part

15	12/18/11	175	146	156	135	437	7787	45	173.04	- 175.00	= -1.96	235	583	23.0	22.0	51.11 %
16	01/08/12	173	167	163	203	533	8320	48	173.33	- 173.04	= 0.29	235	583	24.0	24.0	50.00 %
17	01/15/12	173	214	193	222	629	8949	51	175.47	- 173.33	= 2.14	235	629	26.0	25.0	50.98 %
18	01/22/12	175	166	172	234	572	9521	54	176.31	- 175.47	= 0.84	235	629	27.0	27.0	50.00 %
19	01/29/12	176	185	234	203	622	10143	57	177.95	- 176.31	= 1.63	235	629	28.0	29.0	49.12 %
20	02/05/12	177	141	217	159	517	10660	60	177.67	- 177.95	= -0.28	235	629	28.0	32.0	46.67 %
21	02/12/12	177	188	222	158	568	11228	63	178.22	- 177.67	= 0.56	235	629	31.0	32.0	49.21 %
22	02/19/12	178	198	188	143	529	11757	66	178.14	- 178.22	= -0.09	235	629	32.0	34.0	48.48 %
23	02/19/12	178	171	170	161	502	12259	69	177.67	- 178.14	= -0.47	235	629	33.0	36.0	47.83 %
24	02/26/12	177	147	126	206	479	12738	72	176.92	- 177.67	= -0.75	235	629	34.0	38.0	47.22 %
25	03/04/12	176	203	231	181	615	13353	75	178.04	- 176.92	= 1.12	235	629	37.0	38.0	49.33 %
26	03/11/12	178	199	224	167	590	13943	78	178.76	- 178.04	= 0.72	235	629	40.0	38.0	51.28 %
27	03/18/12	178	163	185	190	538	14481	81	178.78	- 178.76	= 0.02	235	629	41.0	40.0	50.62 %
28	03/25/12	178	145	158	187	490	14971	84	178.23	- 178.78	= -0.55	235	629	41.0	43.0	48.81 %

<100	100's	125's	150's	175's	200's	225's	250's	275's	300's
	1	16	24	22	15	6			
<400	400's	450's	500's	550's	600's	650's	700's	750's	800's
	2	5	9	9	3				
Ave of Game 1			Ave of Game 2			Ave of Game 3			
171.07			188.86			174.75			

High game of 235 on week 4 High series of 629 on week 1 High average of 185.81 after bowling week 7
 Low game of 122 on week 1 Low series of 437 on week 1 Low average of 173.00 after bowling week 1



Sunday Morning Threesome

Sunday 9:00 am

Classic Lanes

Lanes 3 - 14

Note: This report includes information through March 25 which is week 28 of 28

Jose Waldref's Bowling Record - Team 4: Pain in your ASS

Week No.	Bowling Date	Old Ave	Average Change			Total	Pins	Gms	---Average Change---			High Game	High Sers	Points Won	Points Lost	%Won
			-1-	-2-	-3-				New	Old	+/-					
1	09/11/11	bk218	193	225	226	644	644	3	214.67	- 0.00	= 214.67	226	644	2.0	1.0	66.67 %
2	09/18/11	bk218	a198	a198	a198	594	644	3	214.67	- 214.67	= 0.00	226	644	2.0	1.0	66.67 %
3	09/25/11	bk218	128	203	223	554	1198	6	199.67	- 214.67	= -15.00	226	644	3.0	3.0	50.00 %
4	10/02/11	bk218	201	236	182	619	1817	9	201.89	- 199.67	= 2.22	236	644	5.0	4.0	55.56 %
5	10/09/11	201	224	248	214	686	2503	12	208.58	- 201.89	= 6.69	248	686	7.0	5.0	58.33 %
6	10/16/11	208	243	184	158	585	3088	15	205.87	- 208.58	= -2.72	248	686	8.0	7.0	53.33 %
7	10/23/11	205	221	207	278	706	3794	18	210.78	- 205.87	= 4.91	278	706	11.0	7.0	61.11 %
8	10/30/11	210	263	151	180	594	4388	21	208.95	- 210.78	= -1.83	278	706	13.0	8.0	61.90 %
9	11/06/11	208	151	268	201	620	5008	24	208.67	- 208.95	= -0.29	278	706	15.0	9.0	62.50 %
10	11/13/11	208	231	186	201	618	5626	27	208.37	- 208.67	= -0.30	278	706	16.0	11.0	59.26 %
11	11/13/11	208	164	167	278	609	6235	30	207.83	- 208.37	= -0.54	278	706	18.0	12.0	60.00 %
12	11/27/11	207	212	180	224	616	6851	33	207.61	- 207.83	= -0.23	278	706	20.0	13.0	60.61 %
13	12/04/11	207	188	212	233	633	7484	36	207.89	- 207.61	= 0.28	278	706	21.0	15.0	58.33 %
14	12/11/11	207	180	225	185	590	8074	39	207.03	- 207.89	= -0.86	278	706	21.0	18.0	53.85 %

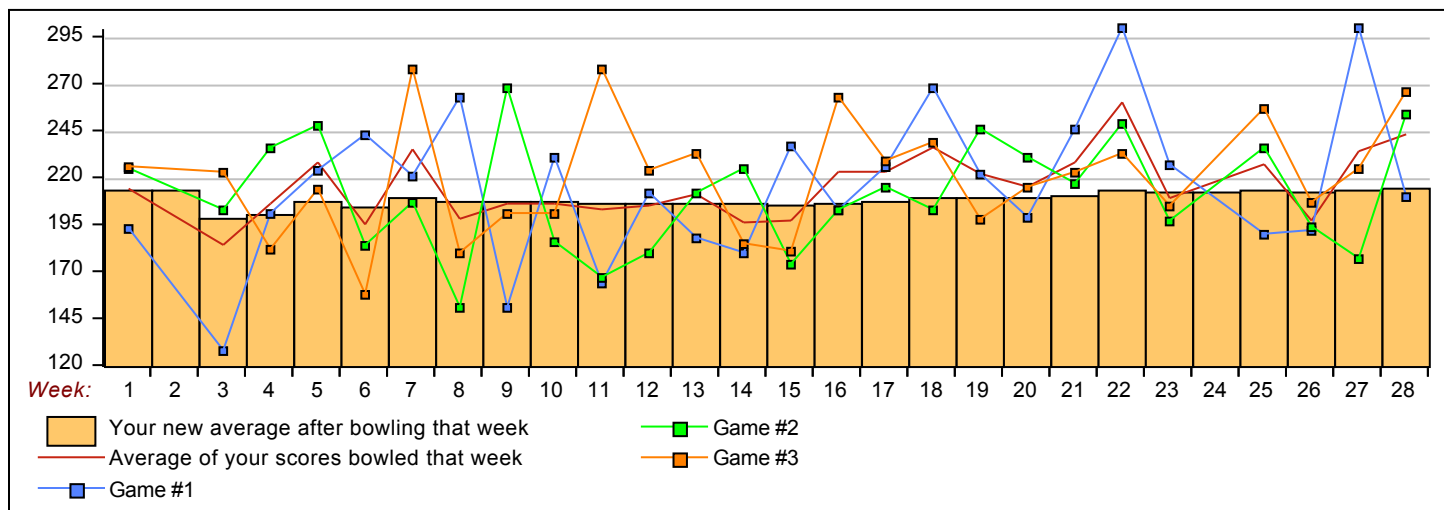
End of 1st part

15	12/18/11	207	237	174	181	592	8666	42	206.33	- 207.03	= -0.69	278	706	21.0	21.0	50.00 %
16	01/08/12	206	203	203	263	669	9335	45	207.44	- 206.33	= 1.11	278	706	23.0	22.0	51.11 %
17	01/15/12	207	226	215	229	670	10005	48	208.44	- 207.44	= 0.99	278	706	24.0	24.0	50.00 %
18	01/22/12	208	268	203	239	710	10715	51	210.10	- 208.44	= 1.66	278	710	26.0	25.0	50.98 %
19	01/29/12	210	222	246	198	666	11381	54	210.76	- 210.10	= 0.66	278	710	28.0	26.0	51.85 %
20	02/05/12	210	199	231	215	645	12026	57	210.98	- 210.76	= 0.22	278	710	30.0	27.0	52.63 %
21	02/12/12	210	246	217	223	686	12712	60	211.87	- 210.98	= 0.88	278	710	31.0	29.0	51.67 %
22	02/19/12	211	300	249	233	782	13494	63	214.19	- 211.87	= 2.32	300	782	34.0	29.0	53.97 %
23	02/19/12	214	227	197	205	629	14123	66	213.98	- 214.19	= -0.21	300	782	35.0	31.0	53.03 %
24	02/26/12	213				0	14123	66	213.98	- 213.98	= 0.00	300	782	35.0	31.0	53.03 %
25	03/04/12	213	190	236	257	683	14806	69	214.58	- 213.98	= 0.59	300	782	37.0	32.0	53.62 %
26	03/11/12	214	192	194	207	593	15399	72	213.88	- 214.58	= -0.70	300	782	37.0	35.0	51.39 %
27	03/18/12	213	300	177	225	702	16101	75	214.68	- 213.88	= 0.80	300	782	38.0	37.0	50.67 %
28	03/25/12	214	210	254	266	730	16831	78	215.78	- 214.68	= 1.10	300	782	40.0	38.0	51.28 %

<100	100's	125's	150's	175's	200's	225's	250's	275's	300's
		1	6	17	23	20	7	2	2
<400	400's	450's	500's	550's	600's	650's	700's	750's	800's
				6	9	6	4	1	

Ave of Game 1	Ave of Game 2	Ave of Game 3
216.12	211.08	220.15

High game of **300** on week **22** High series of **782** on week **21** High average of **215.78** after bowling week **28**
 Low game of **128** on week **3** Low series of **554** on week **3** Low average of **199.67** after bowling week **3**



Sunday Morning Threesome

Sunday 9:00 am

Classic Lanes

Lanes 3 - 14

Note: This report includes information through March 25 which is week 28 of 28

Kellie Frey's Bowling Record - Team 4: Pain in your ASS

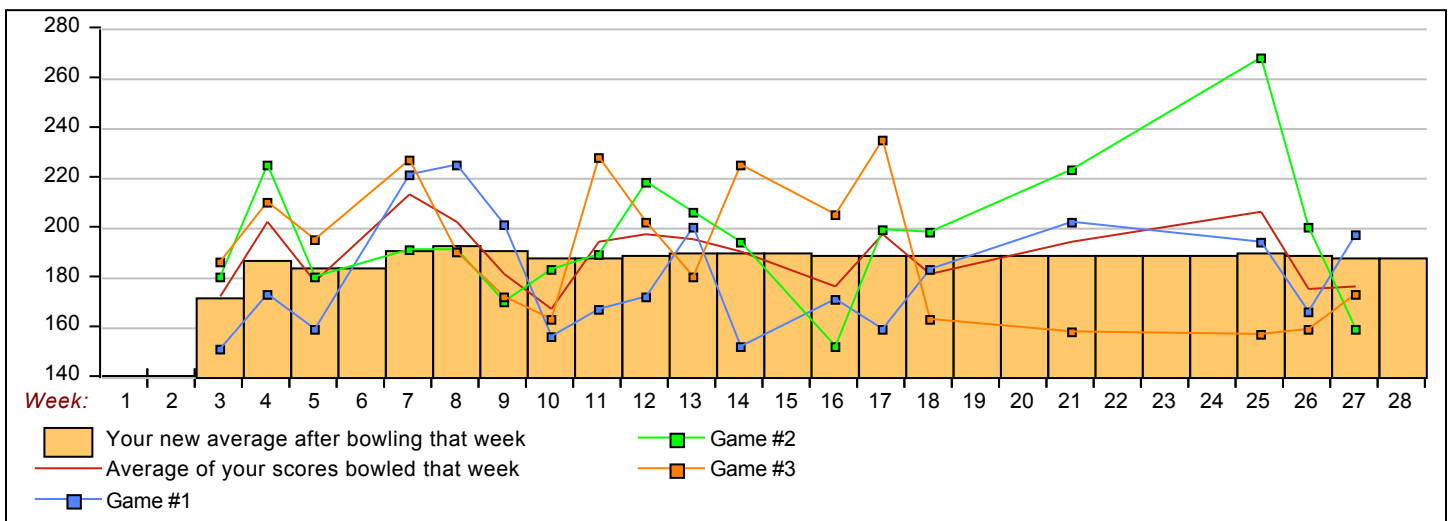
Week No.	Bowling Date	Old Ave	---Average Change---			Total	Pins	Gms	New - Old --> +/-			High Game	High Sers	Points Won	Points Lost	%Won		
			-1-	-2-	-3-					=								
1	09/11/11	bk188				0	0	0	-	0.00	=	0.00	0	0			0.00 %	
2	09/18/11	bk188				0	0	0	-	0.00	=	0.00	0	0			0.00 %	
3	09/25/11	bk188	151	180	186	517	517	3	172.33	-	0.00	=	172.33	186	517	3.0	3.0	0.00 %
4	10/02/11	bk188	173	225	210	608	1125	6	187.50	-	172.33	=	15.17	225	608	3.0	3.0	50.00 %
5	10/09/11	bk188	159	180	195	534	1659	9	184.33	-	187.50	=	-3.17	225	608	3.0	6.0	33.33 %
6	10/16/11	184				0	1659	9	184.33	-	184.33	=	0.00	225	608	3.0	6.0	33.33 %
7	10/23/11	184	221	191	227	639	2298	12	191.50	-	184.33	=	7.17	227	639	6.0	6.0	50.00 %
8	10/30/11	191	225	191	190	606	2904	15	193.60	-	191.50	=	2.10	227	639	6.0	9.0	40.00 %
9	11/06/11	193	201	170	172	543	3447	18	191.50	-	193.60	=	-2.10	227	639	7.0	11.0	38.89 %
10	11/13/11	191	156	183	163	502	3949	21	188.05	-	191.50	=	-3.45	227	639	9.0	12.0	42.86 %
11	11/13/11	188	167	189	228	584	4533	24	188.88	-	188.05	=	0.83	228	639	11.0	13.0	45.83 %
12	11/27/11	188	172	218	202	592	5125	27	189.81	-	188.88	=	0.94	228	639	13.0	14.0	48.15 %
13	12/04/11	189	200	206	180	586	5711	30	190.37	-	189.81	=	0.55	228	639	15.0	15.0	50.00 %
14	12/11/11	190	152	194	225	571	6282	33	190.36	-	190.37	=	0.00	228	639	17.0	16.0	51.52 %

End of 1st part

15	12/18/11	190				0	6282	33	190.36	-	190.36	=	0.00	228	639	17.0	16.0	51.52 %
16	01/08/12	190	171	152	205	528	6810	36	189.17	-	190.36	=	-1.20	228	639	18.0	18.0	50.00 %
17	01/15/12	189	159	199	235	593	7403	39	189.82	-	189.17	=	0.65	235	639	18.0	21.0	46.15 %
18	01/22/12	189	183	198	163	544	7947	42	189.21	-	189.82	=	-0.61	235	639	20.0	22.0	47.62 %
19	01/29/12	189				0	7947	42	189.21	-	189.21	=	0.00	235	639	20.0	22.0	47.62 %
20	02/05/12	189				0	7947	42	189.21	-	189.21	=	0.00	235	639	20.0	22.0	47.62 %
21	02/12/12	189	202	223	158	583	8530	45	189.56	-	189.21	=	0.34	235	639	21.0	24.0	46.67 %
22	02/19/12	189				0	8530	45	189.56	-	189.56	=	0.00	235	639	21.0	24.0	46.67 %
23	02/19/12	189				0	8530	45	189.56	-	189.56	=	0.00	235	639	21.0	24.0	46.67 %
24	02/26/12	189				0	8530	45	189.56	-	189.56	=	0.00	235	639	21.0	24.0	46.67 %
25	03/04/12	189	194	268	157	619	9149	48	190.60	-	189.56	=	1.05	268	639	23.0	25.0	47.92 %
26	03/11/12	190	166	200	159	525	9674	51	189.69	-	190.60	=	-0.92	268	639	23.0	28.0	45.10 %
27	03/18/12	189	197	159	173	529	10203	54	188.94	-	189.69	=	-0.74	268	639	24.0	30.0	44.44 %
28	03/25/12	188				0	10203	54	188.94	-	188.94	=	0.00	268	639	24.0	30.0	44.44 %

<100	100's	125's	150's	175's	200's	225's	250's	275's	300's
			20	16	11	6	1		
<400	400's	450's	500's	550's	600's	650's	700's	750's	800's
			8	6	4				
Ave of Game 1			Ave of Game 2			Ave of Game 3			
180.50			195.89			190.44			

High game of **268** on week **25** High series of **639** on week **7** High average of **193.60** after bowling week **8**
 Low game of **151** on week **3** Low series of **502** on week **10** Low average of **172.33** after bowling week **3**



Sunday Morning Threesome

Sunday 9:00 am

Classic Lanes

Lanes 3 - 14

Note: This report includes information through March 25 which is week 28 of 28

Matt Novak's Bowling Record - Team 4: Pain in your ASS

Week No.	Bowling Date	Old Ave	---Average Change---			Total	Pins	Gms	New - Old ----> +/-			High Game	High Sers	Points Won	Points Lost	%Won		
			-1-	-2-	-3-					=								
1	09/11/11	bk180	v180	v180	v180	540	0	0	-	0.00	=	0.00	0	0			0.00 %	
2	09/18/11	172	172	173	171	516	516	3	172.00	-	0.00	=	172.00	173	516	3.0	3.0	0.00 %
3	09/25/11	172				0	516	3	172.00	-	172.00	=	0.00	173	516	3.0	3.0	0.00 %
4	10/02/11	172				0	516	3	172.00	-	172.00	=	0.00	173	516	3.0	3.0	0.00 %
5	10/09/11	172				0	516	3	172.00	-	172.00	=	0.00	173	516	3.0	3.0	0.00 %
6	10/16/11	172	a152	a152	a152	456	516	3	172.00	-	172.00	=	0.00	173	516	3.0	3.0	0.00 %
7	10/23/11	172				0	516	3	172.00	-	172.00	=	0.00	173	516	3.0	3.0	0.00 %
8	10/30/11	172				0	516	3	172.00	-	172.00	=	0.00	173	516	3.0	3.0	0.00 %
9	11/06/11	172				0	516	3	172.00	-	172.00	=	0.00	173	516	3.0	3.0	0.00 %
10	11/13/11	172				0	516	3	172.00	-	172.00	=	0.00	173	516	3.0	3.0	0.00 %
11	11/13/11	172				0	516	3	172.00	-	172.00	=	0.00	173	516	3.0	3.0	0.00 %
12	11/27/11	172				0	516	3	172.00	-	172.00	=	0.00	173	516	3.0	3.0	0.00 %
13	12/04/11	172				0	516	3	172.00	-	172.00	=	0.00	173	516	3.0	3.0	0.00 %
14	12/11/11	172				0	516	3	172.00	-	172.00	=	0.00	173	516	3.0	3.0	0.00 %

End of 1st part

15	12/18/11	172	228	166	243	637	1153	6	192.17	-	172.00	=	20.17	243	637	3.0	3.0	50.00 %
16	01/08/12	192				0	1153	6	192.17	-	192.17	=	0.00	243	637	3.0	3.0	50.00 %
17	01/15/12	192				0	1153	6	192.17	-	192.17	=	0.00	243	637	3.0	3.0	50.00 %
18	01/22/12	192				0	1153	6	192.17	-	192.17	=	0.00	243	637	3.0	3.0	50.00 %
19	01/29/12	192				0	1153	6	192.17	-	192.17	=	0.00	243	637	3.0	3.0	50.00 %
20	02/05/12	192	152	158	186	496	1649	9	183.22	-	192.17	=	-8.94	243	637	3.0	6.0	33.33 %
21	02/12/12	183				0	1649	9	183.22	-	183.22	=	0.00	243	637	3.0	6.0	33.33 %
22	02/19/12	183				0	1649	9	183.22	-	183.22	=	0.00	243	637	3.0	6.0	33.33 %
23	02/19/12	183				0	1649	9	183.22	-	183.22	=	0.00	243	637	3.0	6.0	33.33 %
24	02/26/12	183				0	1649	9	183.22	-	183.22	=	0.00	243	637	3.0	6.0	33.33 %
25	03/04/12	183				0	1649	9	183.22	-	183.22	=	0.00	243	637	3.0	6.0	33.33 %
26	03/11/12	183				0	1649	9	183.22	-	183.22	=	0.00	243	637	3.0	6.0	33.33 %
27	03/18/12	183				0	1649	9	183.22	-	183.22	=	0.00	243	637	3.0	6.0	33.33 %
28	03/25/12	183	186	163	163	512	2161	12	180.08	-	183.22	=	-3.14	243	637	4.0	8.0	33.33 %

<100	100's	125's	150's	175's	200's	225's	250's	275's	300's
			8	2		2			
<400	400's	450's	500's	550's	600's	650's	700's	750's	800's
		1	2		1				

Ave of Game 1	Ave of Game 2	Ave of Game 3
184.50	165.00	190.75

High game of **243** on week **15** High series of **637** on week **15** High average of **192.17** after bowling week **15**
 Low game of **152** on week **20** Low series of **496** on week **20** Low average of **172.00** after bowling week **2**

