

Sunday 9:00 am

Classic Lanes

Lanes 3 - 14

Note: This report includes information through March 25 which is week 28 of 28

Team 8: Team 8

Name	Pins	Gms	True Average	Book Ave	High Game	High Sers	Points Won	Points Lost	%Won
Zainer, Thomas	17108	81	211.21	209	279	724	33.0	48.0	40.74 %
Krol, Robert	16440	81	202.96	208	279	740	49.0	32.0	60.49 %
Krol, Rick	18365	84	218.63	215	300	772	42.5	41.5	50.60 %
Griffith, Dale	1350	6	225.00	225	279	760	3.0	3.0	50.00 %

Team History

Week No.	Bowling Date	Opp. Team	-1-	-2-	-3-	Total	Last Wk WON	Last Wk Lost	Points Won	Points Lost	Year-To-Date WON	Y-T-D LOST	High Game	High Sers
1	09/11/11	7	674	706	674	2054	13	3	13	3	13	3	706	2054
2	09/18/11	10	639	569	662	1870	8	8	21	11	21	11	706	2054
3	09/25/11	2	641	610	591	1842	7	9	28	20	28	20	706	2054
4	10/02/11	5	598	560	637	1795	5	11	33	31	33	31	706	2054
5	10/09/11	4	631	629	718	1978	11	5	44	36	44	36	718	2054
6	10/16/11	11	565	570	678	1813	5	11	49	47	49	47	718	2054
7	10/23/11	3	608	669	638	1915	11	5	60	52	60	52	718	2054
8	10/30/11	6	610	671	609	1890	11	5	71	57	71	57	718	2054
9	11/06/11	9	651	653	622	1926	13	3	84	60	84	60	718	2054
10	11/13/11	1	615	676	663	1954	11	5	95	65	95	65	718	2054
11	11/13/11	12	658	644	535	1837	10	6	105	71	105	71	718	2054
12	11/27/11	9	658	570	598	1826	6	10	111	81	111	81	718	2054
13	12/04/11	4	601	607	671	1879	8	8	119	89	119	89	718	2054
14	12/11/11	9	611	523	581	1715	1	15	120	104	120	104	718	2054

End of 1st part

15	12/18/11	7	728	721	656	2105	5	11	5	11	125	115	728	2105
16	01/08/12	10	669	701	673	2043	13	3	18	14	138	118	728	2105
17	01/15/12	2	657	644	673	1974	12	4	30	18	150	122	728	2105
18	01/22/12	5	640	611	712	1963	6	10	36	28	156	132	728	2105
19	01/29/12	1	660	664	743	2067	14	2	50	30	170	134	743	2105
20	02/05/12	11	671	612	651	1934	12	4	62	34	182	138	743	2105
21	02/12/12	3	601	582	602	1785	3	13	65	47	185	151	743	2105
22	02/19/12	6	642	624	651	1917	12	4	77	51	197	155	743	2105
23	02/19/12	1	614	604	562	1780	1	15	78	66	198	170	743	2105
24	02/26/12	5	637	583	602	1822	7	9	85	75	205	179	743	2105
25	03/04/12	12	658	602	610	1870	6 ½	9 ½	91 ½	84 ½	211 ½	188 ½	743	2105
26	03/11/12	9	621	569	580	1770	6	10	97 ½	94 ½	217 ½	198 ½	743	2105
27	03/18/12	4	630	644	709	1983	11	5	108 ½	99 ½	228 ½	203 ½	743	2105
28	03/25/12	2	647	687	622	1956	10	6	118 ½	105 ½	238 ½	209 ½	743	2105

Sunday 9:00 am

Classic Lanes

Lanes 3 - 14

Note: This report includes information through March 25 which is week 28 of 28

Thomas Zainer's Bowling Record - Team 8: Team 8

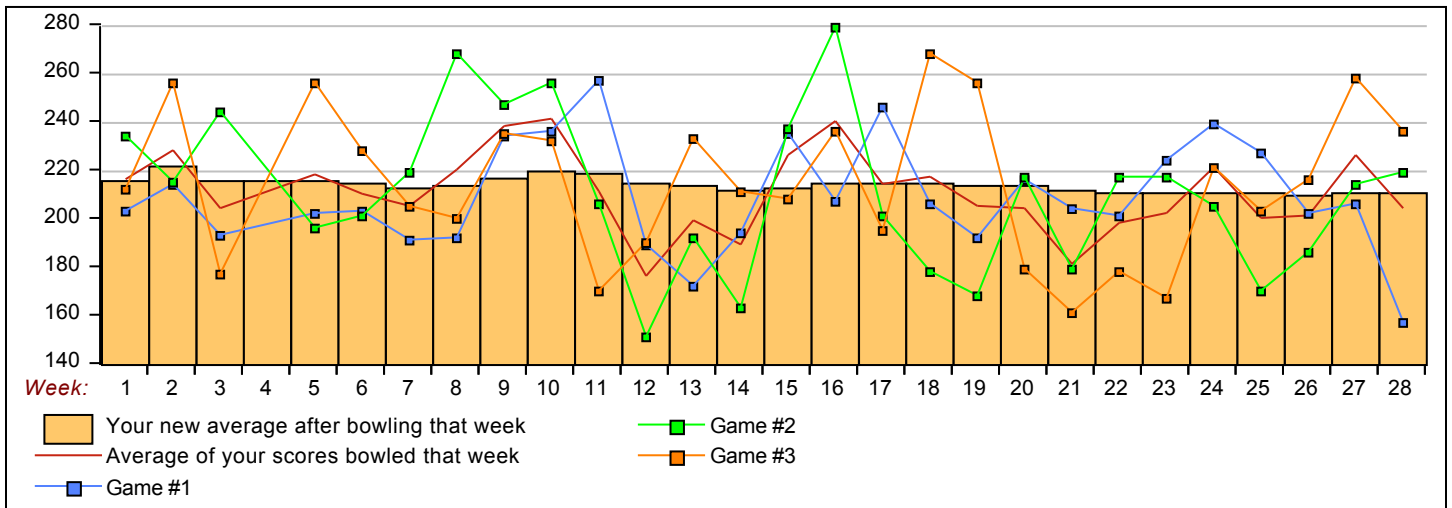
Week No.	Bowling Date	Old Ave	---Average Change---			Total	Pins	Gms	New - Old ----> +/-			High Game	High Sers	Points Won	Points Lost	%Won
			-1-	-2-	-3-											
1	09/11/11	bk209	203	234	212	649	649	3	216.33	- 0.00	= 216.33	234	649	2.0	1.0	66.67 %
2	09/18/11	bk209	214	215	256	685	1334	6	222.33	- 216.33	= 6.00	256	685	2.0	4.0	33.33 %
3	09/25/11	bk209	193	244	177	614	1948	9	216.44	- 222.33	= -5.89	256	685	3.0	6.0	33.33 %
4	10/02/11	216				0	1948	9	216.44	- 216.44	= 0.00	256	685	3.0	6.0	33.33 %
5	10/09/11	216	202	196	256	654	2602	12	216.83	- 216.44	= 0.39	256	685	5.0	7.0	41.67 %
6	10/16/11	216	203	201	228	632	3234	15	215.60	- 216.83	= -1.23	256	685	6.0	9.0	40.00 %
7	10/23/11	215	191	219	205	615	3849	18	213.83	- 215.60	= -1.77	256	685	7.0	11.0	38.89 %
8	10/30/11	213	192	268	200	660	4509	21	214.71	- 213.83	= 0.88	268	685	9.0	12.0	42.86 %
9	11/06/11	214	234	247	235	716	5225	24	217.71	- 214.71	= 2.99	268	716	11.0	13.0	45.83 %
10	11/13/11	217	236	256	232	724	5949	27	220.33	- 217.71	= 2.62	268	724	13.0	14.0	48.15 %
11	11/13/11	220	257	206	170	633	6582	30	219.40	- 220.33	= -0.93	268	724	14.0	16.0	46.67 %
12	11/27/11	219	189	151	190	530	7112	33	215.52	- 219.40	= -3.88	268	724	14.0	19.0	42.42 %
13	12/04/11	215	172	192	233	597	7709	36	214.14	- 215.52	= -1.38	268	724	15.0	21.0	41.67 %
14	12/11/11	214	194	163	211	568	8277	39	212.23	- 214.14	= -1.91	268	724	15.0	24.0	38.46 %

End of 1st part

15	12/18/11	212	235	237	208	680	8957	42	213.26	- 212.23	= 1.03	268	724	16.0	26.0	38.10 %
16	01/08/12	213	207	279	236	722	9679	45	215.09	- 213.26	= 1.83	279	724	19.0	26.0	42.22 %
17	01/15/12	215	246	201	195	642	10321	48	215.02	- 215.09	= -0.07	279	724	20.0	28.0	41.67 %
18	01/22/12	215	206	178	268	652	10973	51	215.16	- 215.02	= 0.14	279	724	21.0	30.0	41.18 %
19	01/29/12	215	192	168	256	616	11589	54	214.61	- 215.16	= -0.55	279	724	22.0	32.0	40.74 %
20	02/05/12	214	216	217	179	612	12201	57	214.05	- 214.61	= -0.56	279	724	24.0	33.0	42.11 %
21	02/12/12	214	204	179	161	544	12745	60	212.42	- 214.05	= -1.64	279	724	24.0	36.0	40.00 %
22	02/19/12	212	201	217	178	596	13341	63	211.76	- 212.42	= -0.65	279	724	25.0	38.0	39.68 %
23	02/19/12	211	224	217	167	608	13949	66	211.35	- 211.76	= -0.41	279	724	26.0	40.0	39.39 %
24	02/26/12	211	239	205	221	665	14614	69	211.80	- 211.35	= 0.45	279	724	29.0	40.0	42.03 %
25	03/04/12	211	227	170	203	600	15214	72	211.31	- 211.80	= -0.49	279	724	30.0	42.0	41.67 %
26	03/11/12	211	202	186	216	604	15818	75	210.91	- 211.31	= -0.40	279	724	30.0	45.0	40.00 %
27	03/18/12	210	206	214	258	678	16496	78	211.49	- 210.91	= 0.58	279	724	32.0	46.0	41.03 %
28	03/25/12	211	157	219	236	612	17108	81	211.21	- 211.49	= -0.28	279	724	33.0	48.0	40.74 %

<u><100</u>	<u>100's</u>	<u>125's</u>	<u>150's</u>	<u>175's</u>	<u>200's</u>	<u>225's</u>	<u>250's</u>	<u>275's</u>	<u>300's</u>
			9	16	31	16	8	1	
<u><400</u>	<u>400's</u>	<u>450's</u>	<u>500's</u>	<u>550's</u>	<u>600's</u>	<u>650's</u>	<u>700's</u>	<u>750's</u>	<u>800's</u>
			2	3	12	7	3		
<u>Ave of Game 1</u>			<u>Ave of Game 2</u>			<u>Ave of Game 3</u>			
208.96			210.33			214.33			

High game of **279** on week **16** High series of **724** on week **16** High average of **222.33** after bowling week **2**
 Low game of **151** on week **12** Low series of **530** on week **12** Low average of **210.91** after bowling week **26**



Sunday Morning Threesome

Sunday 9:00 am

Classic Lanes

Lanes 3 - 14

Note: This report includes information through March 25 which is week 28 of 28

Robert Krol's Bowling Record - Team 8: Team 8

Week No.	Bowling Date	Old Ave	Average Change			Total	Pins	Gms	---Average Change---			High Game	High Sers	Points Won	Points Lost	%Won
			-1-	-2-	-3-				New	Old	+/-					
1	09/11/11	bk208	205	267	204	676	676	3	225.33	- 0.00	= 225.33	267	676	2.0	1.0	66.67 %
2	09/18/11	bk208	196	169	173	538	1214	6	202.33	- 225.33	= -23.00	267	676	3.0	3.0	50.00 %
3	09/25/11	bk208	236	191	201	628	1842	9	204.67	- 202.33	= 2.33	267	676	6.0	3.0	66.67 %
4	10/02/11	204	169	163	225	557	2399	12	199.92	- 204.67	= -4.75	267	676	7.0	5.0	58.33 %
5	10/09/11	199	225	215	215	655	3054	15	203.60	- 199.92	= 3.68	267	676	10.0	5.0	66.67 %
6	10/16/11	203	194	192	215	601	3655	18	203.06	- 203.60	= -0.54	267	676	12.0	6.0	66.67 %
7	10/23/11	203	181	205	236	622	4277	21	203.67	- 203.06	= 0.61	267	676	15.0	6.0	71.43 %
8	10/30/11	203	185	179	201	565	4842	24	201.75	- 203.67	= -1.92	267	676	16.0	8.0	66.67 %
9	11/06/11	201	224	224	172	620	5462	27	202.30	- 201.75	= 0.55	267	676	19.0	8.0	70.37 %
10	11/13/11	202	156	216	226	598	6060	30	202.00	- 202.30	= -0.30	267	676	22.0	8.0	73.33 %
11	11/13/11	202	199	238	211	648	6708	33	203.27	- 202.00	= 1.27	267	676	25.0	8.0	75.76 %
12	11/27/11	203	234	226	193	653	7361	36	204.47	- 203.27	= 1.20	267	676	27.0	9.0	75.00 %
13	12/04/11	204	171	190	202	563	7924	39	203.18	- 204.47	= -1.29	267	676	28.0	11.0	71.79 %
14	12/11/11	203	200	182	202	584	8508	42	202.57	- 203.18	= -0.61	267	676	28.0	14.0	66.67 %

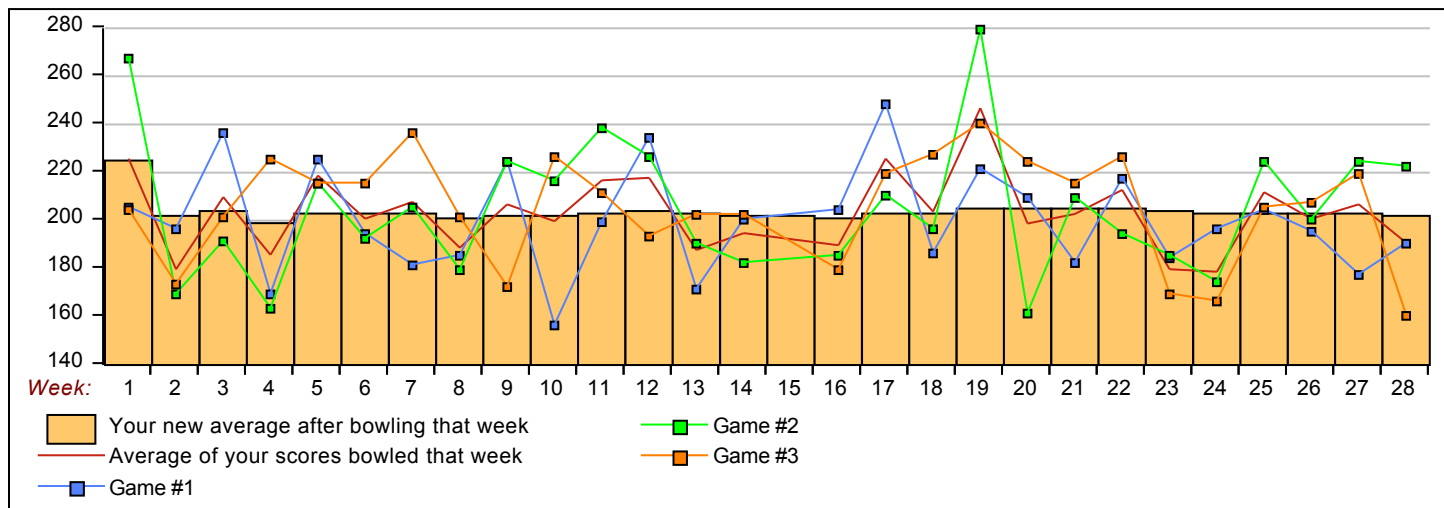
End of 1st part

15	12/18/11	202				0	8508	42	202.57	- 202.57	= 0.00	267	676	28.0	14.0	66.67 %
16	01/08/12	202	204	185	179	568	9076	45	201.69	- 202.57	= -0.88	267	676	28.0	17.0	62.22 %
17	01/15/12	201	248	210	219	677	9753	48	203.19	- 201.69	= 1.50	267	677	30.0	18.0	62.50 %
18	01/22/12	203	186	196	227	609	10362	51	203.18	- 203.19	= -0.01	267	677	31.0	20.0	60.78 %
19	01/29/12	203	221	279	240	740	11102	54	205.59	- 203.18	= 2.42	279	740	34.0	20.0	62.96 %
20	02/05/12	205	209	161	224	594	11696	57	205.19	- 205.59	= -0.40	279	740	36.0	21.0	63.16 %
21	02/12/12	205	182	209	215	606	12302	60	205.03	- 205.19	= -0.16	279	740	38.0	22.0	63.33 %
22	02/19/12	205	217	194	226	637	12939	63	205.38	- 205.03	= 0.35	279	740	39.0	24.0	61.90 %
23	02/19/12	205	184	185	169	538	13477	66	204.20	- 205.38	= -1.18	279	740	39.0	27.0	59.09 %
24	02/26/12	204	196	174	166	536	14013	69	203.09	- 204.20	= -1.11	279	740	40.0	29.0	57.97 %
25	03/04/12	203	204	224	205	633	14646	72	203.42	- 203.09	= 0.33	279	740	43.0	29.0	59.72 %
26	03/11/12	203	195	200	207	602	15248	75	203.31	- 203.42	= -0.11	279	740	46.0	29.0	61.33 %
27	03/18/12	203	177	224	219	620	15868	78	203.44	- 203.31	= 0.13	279	740	48.0	30.0	61.54 %
28	03/25/12	203	190	222	160	572	16440	81	202.96	- 203.44	= -0.47	279	740	49.0	32.0	60.49 %

<100	100's	125's	150's	175's	200's	225's	250's	275's	300's
			12	23	32	12	1	1	
<400	400's	450's	500's	550's	600's	650's	700's	750's	800's
			3	8	11	4	1		

Ave of Game 1	Ave of Game 2	Ave of Game 3
199.56	204.44	204.89

High game of 279 on week 19 High series of 740 on week 19 High average of 225.33 after bowling week 1
 Low game of 156 on week 10 Low series of 536 on week 24 Low average of 199.92 after bowling week 4



Sunday Morning Threesome

Sunday 9:00 am

Classic Lanes

Lanes 3 - 14

Note: This report includes information through March 25 which is week 28 of 28

Rick Krol's Bowling Record - Team 8: Team 8

Week No.	Bowling Date	Old Ave	Average			Total	Pins	Gms	---Average Change---			High Game	High Sers	Points Won	Points Lost	%Won
			-1-	-2-	-3-				New	Old	+/-					
1	09/11/11	bk215	266	205	258	729	729	3	243.00	- 0.00	= 243.00	266	729	2.0	1.0	66.67 %
2	09/18/11	bk215	229	185	233	647	1376	6	229.33	- 243.00	= -13.67	266	729	4.0	2.0	66.67 %
3	09/25/11	bk215	212	175	213	600	1976	9	219.56	- 229.33	= -9.78	266	729	4.0	5.0	44.44 %
4	10/02/11	219	255	194	199	648	2624	12	218.67	- 219.56	= -0.89	266	729	5.0	7.0	41.67 %
5	10/09/11	218	204	218	247	669	3293	15	219.53	- 218.67	= 0.87	266	729	6.0	9.0	40.00 %
6	10/16/11	219	168	177	235	580	3873	18	215.17	- 219.53	= -4.37	266	729	6.0	12.0	33.33 %
7	10/23/11	215	236	245	197	678	4551	21	216.71	- 215.17	= 1.55	266	729	8.0	13.0	38.10 %
8	10/30/11	216	233	224	208	665	5216	24	217.33	- 216.71	= 0.62	266	729	11.0	13.0	45.83 %
9	11/06/11	217	193	182	215	590	5806	27	215.04	- 217.33	= -2.30	266	729	12.0	15.0	44.44 %
10	11/13/11	215	223	204	205	632	6438	30	214.60	- 215.04	= -0.44	266	729	13.0	17.0	43.33 %
11	11/13/11	214	202	200	154	556	6994	33	211.94	- 214.60	= -2.66	266	729	14.0	19.0	42.42 %
12	11/27/11	211	235	193	215	643	7637	36	212.14	- 211.94	= 0.20	266	729	16.0	20.0	44.44 %
13	12/04/11	212	258	225	236	719	8356	39	214.26	- 212.14	= 2.12	266	729	18.0	21.0	46.15 %
14	12/11/11	214	217	178	168	563	8919	42	212.36	- 214.26	= -1.90	266	729	19.0	23.0	45.24 %

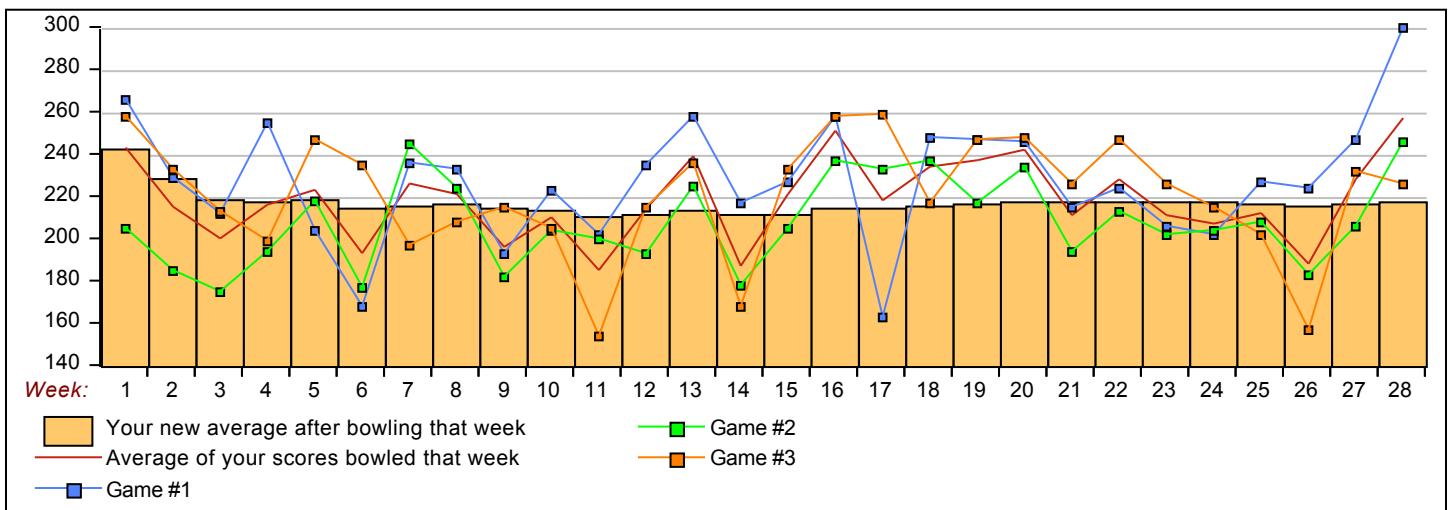
End of 1st part

15	12/18/11	212	227	205	233	665	9584	45	212.98	- 212.36	= 0.62	266	729	19.0	26.0	42.22 %
16	01/08/12	212	258	237	258	753	10337	48	215.35	- 212.98	= 2.38	266	753	22.0	26.0	45.83 %
17	01/15/12	215	163	233	259	655	10992	51	215.53	- 215.35	= 0.18	266	753	24.0	27.0	47.06 %
18	01/22/12	215	248	237	217	702	11694	54	216.56	- 215.53	= 1.03	266	753	26.0	28.0	48.15 %
19	01/29/12	216	247	217	247	711	12405	57	217.63	- 216.56	= 1.08	266	753	29.0	28.0	50.88 %
20	02/05/12	217	246	234	248	728	13133	60	218.88	- 217.63	= 1.25	266	753	32.0	28.0	53.33 %
21	02/12/12	218	215	194	226	635	13768	63	218.54	- 218.88	= -0.34	266	753	33.0	30.0	52.38 %
22	02/19/12	218	224	213	247	684	14452	66	218.97	- 218.54	= 0.43	266	753	36.0	30.0	54.55 %
23	02/19/12	218	206	202	226	634	15086	69	218.64	- 218.97	= -0.33	266	753	36.0	33.0	52.17 %
24	02/26/12	218	202	204	215	621	15707	72	218.15	- 218.64	= -0.48	266	753	36.0	36.0	50.00 %
25	03/04/12	218	227	208	202	637	16344	75	217.92	- 218.15	= -0.23	266	753	36.5	38.5	48.67 %
26	03/11/12	217	224	183	157	564	16908	78	216.77	- 217.92	= -1.15	266	753	37.5	40.5	48.08 %
27	03/18/12	216	247	206	232	685	17593	81	217.20	- 216.77	= 0.43	266	753	39.5	41.5	48.77 %
28	03/25/12	217	300	246	226	772	18365	84	218.63	- 217.20	= 1.43	300	772	42.5	41.5	50.60 %

<100	100's	125's	150's	175's	200's	225's	250's	275's	300's
			5	12	30	29	7		1
<400	400's	450's	500's	550's	600's	650's	700's	750's	800's
				5	9	7	5	2	

Ave of Game 1	Ave of Game 2	Ave of Game 3
227.32	208.00	220.57

High game of 300 on week 28 High series of 772 on week 28 High average of 243.00 after bowling week 1
 Low game of 154 on week 11 Low series of 556 on week 11 Low average of 211.94 after bowling week 11



Sunday Morning Threesome

Sunday 9:00 am

Classic Lanes

Lanes 3 - 14

Note: This report includes information through March 25 which is week 28 of 28

Dale Griffith's Bowling Record - Team 8: Team 8

Week No.	Bowling Date	Old Ave	---Average Change---			Total	Pins	Gms	---Average Change---			High Game	High Sers	Points Won	Points Lost	%Won
			-1-	-2-	-3-				New - Old	---> +/-						
1	09/11/11	bk225				0	0	0	- 0.00	= 0.00	0	0			0.00 %	
2	09/18/11	bk225				0	0	0	- 0.00	= 0.00	0	0			0.00 %	
3	09/25/11	bk225				0	0	0	- 0.00	= 0.00	0	0			0.00 %	
4	10/02/11	bk225	174	203	213	590	590	3	196.67	- 0.00	= 196.67	213	590	1.0	2.0	33.33 %
5	10/09/11	bk225				0	590	3	196.67	- 196.67	= 0.00	213	590	1.0	2.0	33.33 %
6	10/16/11	bk225				0	590	3	196.67	- 196.67	= 0.00	213	590	1.0	2.0	33.33 %
7	10/23/11	bk225				0	590	3	196.67	- 196.67	= 0.00	213	590	1.0	2.0	33.33 %
8	10/30/11	bk225				0	590	3	196.67	- 196.67	= 0.00	213	590	1.0	2.0	33.33 %
9	11/06/11	bk225				0	590	3	196.67	- 196.67	= 0.00	213	590	1.0	2.0	33.33 %
10	11/13/11	bk225				0	590	3	196.67	- 196.67	= 0.00	213	590	1.0	2.0	33.33 %
11	11/13/11	bk225				0	590	3	196.67	- 196.67	= 0.00	213	590	1.0	2.0	33.33 %
12	11/27/11	bk225				0	590	3	196.67	- 196.67	= 0.00	213	590	1.0	2.0	33.33 %
13	12/04/11	bk225				0	590	3	196.67	- 196.67	= 0.00	213	590	1.0	2.0	33.33 %
14	12/11/11	bk225				0	590	3	196.67	- 196.67	= 0.00	213	590	1.0	2.0	33.33 %

End of 1st part

15	12/18/11	bk225	266	279	215	760	1350	6	225.00	- 196.67	= 28.33	279	760	3.0	3.0	50.00 %
16	01/08/12	bk225				0	1350	6	225.00	- 225.00	= 0.00	279	760	3.0	3.0	50.00 %
17	01/15/12	bk225				0	1350	6	225.00	- 225.00	= 0.00	279	760	3.0	3.0	50.00 %
18	01/22/12	bk225				0	1350	6	225.00	- 225.00	= 0.00	279	760	3.0	3.0	50.00 %
19	01/29/12	bk225				0	1350	6	225.00	- 225.00	= 0.00	279	760	3.0	3.0	50.00 %
20	02/05/12	bk225				0	1350	6	225.00	- 225.00	= 0.00	279	760	3.0	3.0	50.00 %
21	02/12/12	bk225				0	1350	6	225.00	- 225.00	= 0.00	279	760	3.0	3.0	50.00 %
22	02/19/12	bk225				0	1350	6	225.00	- 225.00	= 0.00	279	760	3.0	3.0	50.00 %
23	02/19/12	bk225				0	1350	6	225.00	- 225.00	= 0.00	279	760	3.0	3.0	50.00 %
24	02/26/12	bk225				0	1350	6	225.00	- 225.00	= 0.00	279	760	3.0	3.0	50.00 %
25	03/04/12	bk225				0	1350	6	225.00	- 225.00	= 0.00	279	760	3.0	3.0	50.00 %
26	03/11/12	bk225				0	1350	6	225.00	- 225.00	= 0.00	279	760	3.0	3.0	50.00 %
27	03/18/12	bk225				0	1350	6	225.00	- 225.00	= 0.00	279	760	3.0	3.0	50.00 %
28	03/25/12	bk225				0	1350	6	225.00	- 225.00	= 0.00	279	760	3.0	3.0	50.00 %

<100	100's	125's	150's	175's	200's	225's	250's	275's	300's
			1		3		1	1	
<400	400's	450's	500's	550's	600's	650's	700's	750's	800's
				1				1	

Ave of Game 1	Ave of Game 2	Ave of Game 3
220.00	241.00	214.00

High game of **279** on week **15** High series of **760** on week **15** High average of **225.00** after bowling week **15**
 Low game of **174** on week **4** Low series of **590** on week **4** Low average of **196.67** after bowling week **4**

