

Sunday 9:00 am

Classic Lanes

Lanes 3 - 14

Note: This report includes information through March 25 which is week 28 of 28

Team 9: Unholy Rollers

Name	Pins	Gms	True Average	Book Ave	High Game	High Sers	Points Won	Points Lost	%Won
Purdoff, Michael	10747	53	202.77	197	255	687	31.0	22.0	58.49 %
Larson, David	12874	65	198.06	196	264	679	27.5	37.5	42.31 %
Lake, Ted	17103	78	219.27	214	298	718	38.5	39.5	49.36 %
Villeneuve, Jim	10689	51	209.59	215	299	713	25.0	26.0	49.02 %

Team History

Week No.	Bowling Date	Opp. Team	-1-	-2-	-3-	Total	Last Wk WON	Last Wk Lost	Points Won	Points Lost	Year-To-Date WON	Y-T-D LOST	High Game	High Sers
1	09/11/11	10	632	676	643	1951	13 ½	2 ½	13 ½	2 ½	13 ½	2 ½	676	1951
2	09/18/11	11	591	727	629	1947	13	3	26 ½	5 ½	26 ½	5 ½	727	1951
3	09/25/11	3	573	581	620	1774	11	5	37 ½	10 ½	37 ½	10 ½	727	1951
4	10/02/11	2	702	614	611	1927	6	10	43 ½	20 ½	43 ½	20 ½	727	1951
5	10/09/11	5	578	665	618	1861	6	10	49 ½	30 ½	49 ½	30 ½	727	1951
6	10/16/11	7	562	596	583	1741	5	11	54 ½	41 ½	54 ½	41 ½	727	1951
7	10/23/11	5	673	678	651	2002	10	6	64 ½	47 ½	64 ½	47 ½	727	2002
8	10/30/11	1	637	576	695	1908	9	7	73 ½	54 ½	73 ½	54 ½	727	2002
9	11/06/11	8	625	531	580	1736	3	13	76 ½	67 ½	76 ½	67 ½	727	2002
10	11/13/11	12	665	586	660	1911	11	5	87 ½	72 ½	87 ½	72 ½	727	2002
11	11/13/11	4	608	606	645	1859	10	6	97 ½	78 ½	97 ½	78 ½	727	2002
12	11/27/11	8	616	611	663	1890	10	6	107 ½	84 ½	107 ½	84 ½	727	2002
13	12/04/11	6	538	613	663	1814	9	7	116 ½	91 ½	116 ½	91 ½	727	2002
14	12/11/11	8	676	599	680	1955	15	1	131 ½	92 ½	131 ½	92 ½	727	2002

End of 1st part

15	12/18/11	10	630	648	677	1955	11	5	11	5	142 ½	97 ½	727	2002
16	01/08/12	11	702	631	643	1976	2	14	13	19	144 ½	111 ½	727	2002
17	01/15/12	3	562	649	603	1814	6	10	19	29	150 ½	121 ½	727	2002
18	01/22/12	2	685	645	614	1944	9 ½	6 ½	28 ½	35 ½	160	128	727	2002
19	01/29/12	3	701	621	532	1854	7	9	35 ½	44 ½	167	137	727	2002
20	02/05/12	7	603	725	643	1971	6	10	41 ½	54 ½	173	147	727	2002
21	02/12/12	5	553	765	513	1831	7	9	48 ½	63 ½	180	156	765	2002
22	02/19/12	1	572	600	681	1853	4	12	52 ½	75 ½	184	168	765	2002
23	02/19/12	12	621	552	637	1810	3	13	55 ½	88 ½	187	181	765	2002
24	02/26/12	10	653	568	690	1911	7	9	62 ½	97 ½	194	190	765	2002
25	03/04/12	4	614	606	618	1838	2	14	64 ½	111 ½	196	204	765	2002
26	03/11/12	8	599	650	607	1856	10	6	74 ½	117 ½	206	210	765	2002
27	03/18/12	6	559	526	555	1640	3	13	77 ½	130 ½	209	223	765	2002
28	03/25/12	10	589	560	626	1775	6	10	83 ½	140 ½	215	233	765	2002

Sunday Morning Threesome

Sunday 9:00 am

Classic Lanes

Lanes 3 - 14

Note: This report includes information through March 25 which is week 28 of 28

Michael Purdoff's Bowling Record - Team 9: Unholy Rollers

Week No.	Bowling Date	Old Ave	Average Change			Total	Pins	Gms	---Average Change---			High Game	High Sers	Points Won	Points Lost	%Won
			-1-	-2-	-3-				New	Old	+/-					
1	09/11/11	bk197	167	221	222	610	610	3	203.33	- 0.00	= 203.33	222	610	1.0	2.0	33.33 %
2	09/18/11	bk197	165	236	191	592	1202	6	200.33	- 203.33	= -3.00	236	610	3.0	3.0	50.00 %
3	09/25/11	bk197	a177	199	172	548	1573	8	196.63	- 200.33	= -3.71	236	610	5.0	3.0	62.50 %
4	10/02/11	bk197				0	1573	8	196.63	- 196.63	= 0.00	236	610	5.0	3.0	62.50 %
5	10/09/11	bk197	151	202	170	523	2096	11	190.55	- 196.63	= -6.08	236	610	6.0	5.0	54.55 %
6	10/16/11	190	200	154	190	544	2640	14	188.57	- 190.55	= -1.97	236	610	7.0	7.0	50.00 %
7	10/23/11	188	226	214	169	609	3249	17	191.12	- 188.57	= 2.55	236	610	9.0	8.0	52.94 %
8	10/30/11	191				0	3249	17	191.12	- 191.12	= 0.00	236	610	9.0	8.0	52.94 %
9	11/06/11	191	189	149	151	489	3738	20	186.90	- 191.12	= -4.22	236	610	9.0	11.0	45.00 %
10	11/13/11	186	213	196	247	656	4394	23	191.04	- 186.90	= 4.14	247	656	11.0	12.0	47.83 %
11	11/13/11	191	234	225	226	685	5079	26	195.35	- 191.04	= 4.30	247	685	14.0	12.0	53.85 %
12	11/27/11	195	221	183	251	655	5734	29	197.72	- 195.35	= 2.38	251	685	17.0	12.0	58.62 %
13	12/04/11	197				0	5734	29	197.72	- 197.72	= 0.00	251	685	17.0	12.0	58.62 %
14	12/11/11	197	224	161	244	629	6363	32	198.84	- 197.72	= 1.12	251	685	20.0	12.0	62.50 %

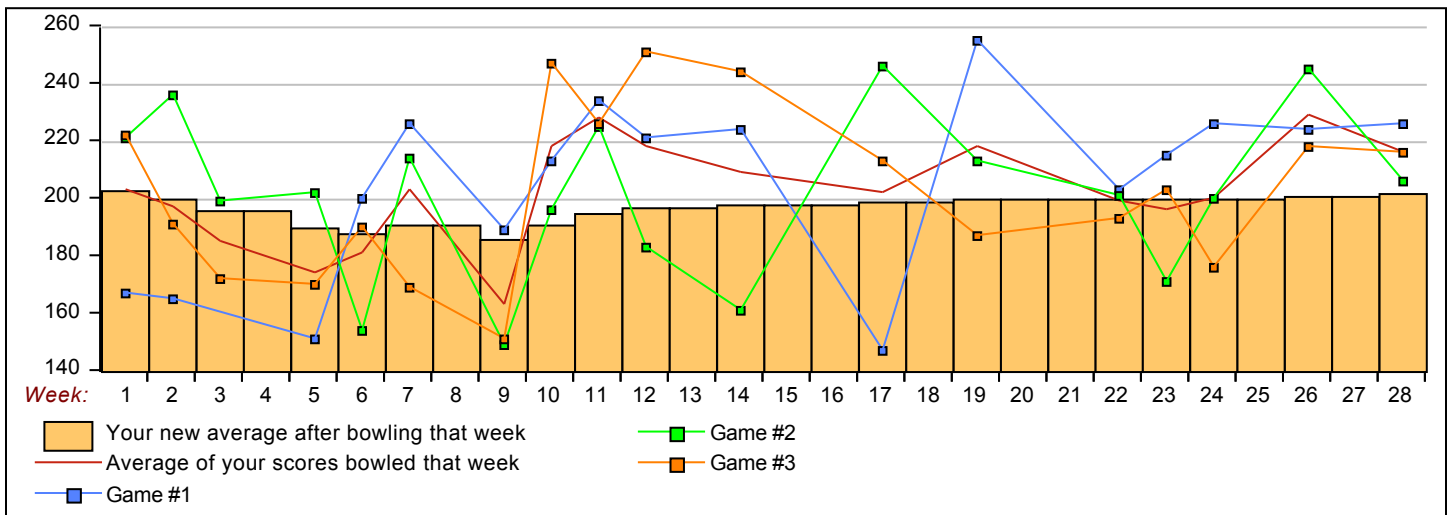
End of 1st part

15	12/18/11	198				0	6363	32	198.84	- 198.84	= 0.00	251	685	20.0	12.0	62.50 %
16	01/08/12	198				0	6363	32	198.84	- 198.84	= 0.00	251	685	20.0	12.0	62.50 %
17	01/15/12	198	147	246	213	606	6969	35	199.11	- 198.84	= 0.27	251	685	22.0	13.0	62.86 %
18	01/22/12	199				0	6969	35	199.11	- 199.11	= 0.00	251	685	22.0	13.0	62.86 %
19	01/29/12	199	255	213	187	655	7624	38	200.63	- 199.11	= 1.52	255	685	24.0	14.0	63.16 %
20	02/05/12	200				0	7624	38	200.63	- 200.63	= 0.00	255	685	24.0	14.0	63.16 %
21	02/12/12	200				0	7624	38	200.63	- 200.63	= 0.00	255	685	24.0	14.0	63.16 %
22	02/19/12	200	203	201	193	597	8221	41	200.51	- 200.63	= -0.12	255	685	24.0	17.0	58.54 %
23	02/19/12	200	215	171	203	589	8810	44	200.23	- 200.51	= -0.28	255	685	25.0	19.0	56.82 %
24	02/26/12	200	226	200	176	602	9412	47	200.26	- 200.23	= 0.03	255	685	26.0	21.0	55.32 %
25	03/04/12	200				0	9412	47	200.26	- 200.26	= 0.00	255	685	26.0	21.0	55.32 %
26	03/11/12	200	224	245	218	687	10099	50	201.98	- 200.26	= 1.72	255	687	29.0	21.0	58.00 %
27	03/18/12	201				0	10099	50	201.98	- 201.98	= 0.00	255	687	29.0	21.0	58.00 %
28	03/25/12	201	226	206	216	648	10747	53	202.77	- 201.98	= 0.79	255	687	31.0	22.0	58.49 %

<100	100's	125's	150's	175's	200's	225's	250's	275's	300's
		2	10	9	19	11	2		
<400	400's	450's	500's	550's	600's	650's	700's	750's	800's
		1	3	3	6	5			

Ave of Game 1	Ave of Game 2	Ave of Game 3
205.06	201.22	202.17

High game of **255** on week **19** High series of **687** on week **26** High average of **203.33** after bowling week **1**
 Low game of **147** on week **17** Low series of **489** on week **9** Low average of **186.90** after bowling week **9**



Sunday Morning Threesome

Sunday 9:00 am

Classic Lanes

Lanes 3 - 14

Note: This report includes information through March 25 which is week 28 of 28

David Larson's Bowling Record - Team 9: Unholy Rollers

Week No.	Bowling Date	Old Ave	---Average Change---			Total	Pins	Gms	New - Old ----> +/-			High Game	High Sers	Points Won	Points Lost	%Won		
			-1-	-2-	-3-				-	=	+/-							
1	09/11/11	bk196	220	228	209	657	657	3	219.00	-	0.00	=	219.00	228	657	3.0		100.00 %
2	09/18/11	bk196				0	657	3	219.00	-	219.00	=	0.00	228	657	3.0		100.00 %
3	09/25/11	bk196	191	212	150	553	1210	6	201.67	-	219.00	=	-17.33	228	657	5.0	1.0	83.33 %
4	10/02/11	bk196	255	217	207	679	1889	9	209.89	-	201.67	=	8.22	255	679	7.0	2.0	77.78 %
5	10/09/11	209	212	250	189	651	2540	12	211.67	-	209.89	=	1.78	255	679	8.0	4.0	66.67 %
6	10/16/11	211				0	2540	12	211.67	-	211.67	=	0.00	255	679	8.0	4.0	66.67 %
7	10/23/11	211				0	2540	12	211.67	-	211.67	=	0.00	255	679	8.0	4.0	66.67 %
8	10/30/11	211				0	2540	12	211.67	-	211.67	=	0.00	255	679	8.0	4.0	66.67 %
9	11/06/11	211				0	2540	12	211.67	-	211.67	=	0.00	255	679	8.0	4.0	66.67 %
10	11/13/11	211	246	164	199	609	3149	15	209.93	-	211.67	=	-1.73	255	679	9.0	6.0	60.00 %
11	11/13/11	209	220	174	209	603	3752	18	208.44	-	209.93	=	-1.49	255	679	10.0	8.0	55.56 %
12	11/27/11	208	180	183	205	568	4320	21	205.71	-	208.44	=	-2.73	255	679	11.0	10.0	52.38 %
13	12/04/11	205	149	176	204	529	4849	24	202.04	-	205.71	=	-3.67	255	679	12.0	12.0	50.00 %
14	12/11/11	202	264	192	212	668	5517	27	204.33	-	202.04	=	2.29	264	679	15.0	12.0	55.56 %

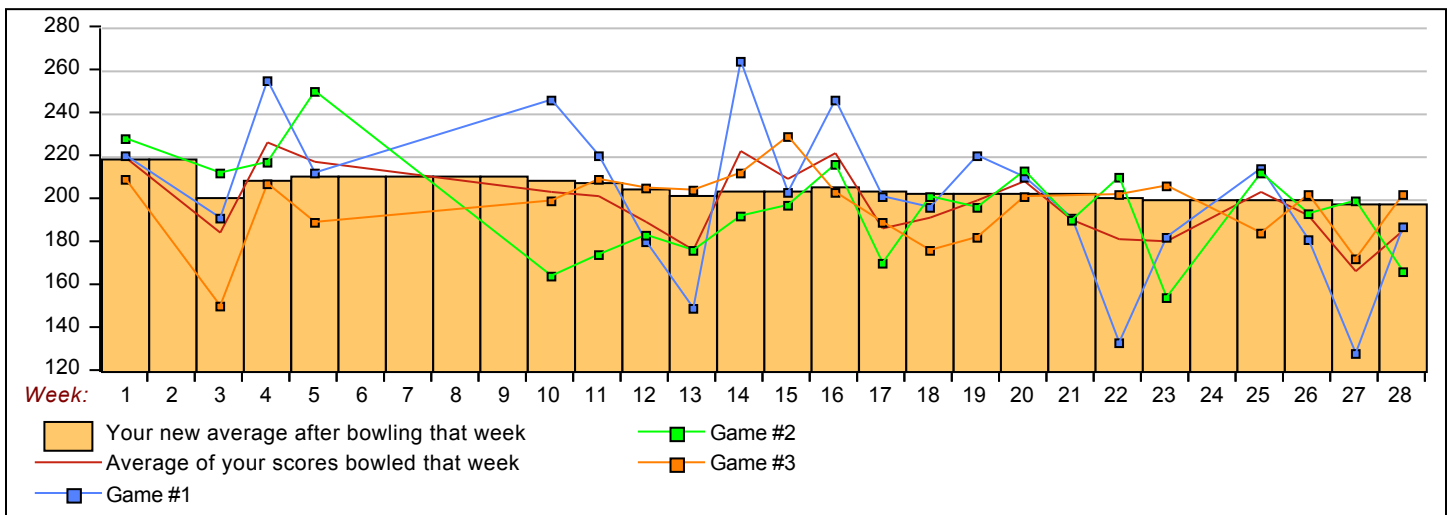
End of 1st part

15	12/18/11	204	203	197	229	629	6146	30	204.87	-	204.33	=	0.53	264	679	18.0	12.0	60.00 %
16	01/08/12	204	246	216	203	665	6811	33	206.39	-	204.87	=	1.53	264	679	18.0	15.0	54.55 %
17	01/15/12	206	201	170	189	560	7371	36	204.75	-	206.39	=	-1.64	264	679	19.0	17.0	52.78 %
18	01/22/12	204	196	201	176	573	7944	39	203.69	-	204.75	=	-1.06	264	679	20.5	18.5	52.56 %
19	01/29/12	203	220	196	182	598	8542	42	203.38	-	203.69	=	-0.31	264	679	21.5	20.5	51.19 %
20	02/05/12	203	210	213	201	624	9166	45	203.69	-	203.38	=	0.31	264	679	22.5	22.5	50.00 %
21	02/12/12	203	191	190	a183	564	9547	47	203.13	-	203.69	=	-0.56	264	679	23.5	23.5	50.00 %
22	02/19/12	203	133	210	202	545	10092	50	201.84	-	203.13	=	-1.29	264	679	25.5	24.5	51.00 %
23	02/19/12	201	182	154	206	542	10634	53	200.64	-	201.84	=	-1.20	264	679	26.5	26.5	50.00 %
24	02/26/12	200				0	10634	53	200.64	-	200.64	=	0.00	264	679	26.5	26.5	50.00 %
25	03/04/12	200	214	212	184	610	11244	56	200.79	-	200.64	=	0.14	264	679	26.5	29.5	47.32 %
26	03/11/12	200	181	193	202	576	11820	59	200.34	-	200.79	=	-0.45	264	679	26.5	32.5	44.92 %
27	03/18/12	200	128	199	172	499	12319	62	198.69	-	200.34	=	-1.65	264	679	27.5	34.5	44.35 %
28	03/25/12	198	187	166	202	555	12874	65	198.06	-	198.69	=	-0.63	264	679	27.5	37.5	42.31 %

<100	100's	125's	150's	175's	200's	225's	250's	275's	300's
		3	7	21	27	4	3		
<400	400's	450's	500's	550's	600's	650's	700's	750's	800's
		1	3	7	5	5			

Ave of Game 1	Ave of Game 2	Ave of Game 3
201.32	196.05	196.76

High game of **264** on week **14** High series of **679** on week **4** High average of **219.00** after bowling week **1**
 Low game of **128** on week **27** Low series of **499** on week **27** Low average of **198.06** after bowling week **28**



Sunday Morning Threesome

Sunday 9:00 am

Classic Lanes

Lanes 3 - 14

Note: This report includes information through March 25 which is week 28 of 28

Ted Lake's Bowling Record - Team 9: Unholy Rollers

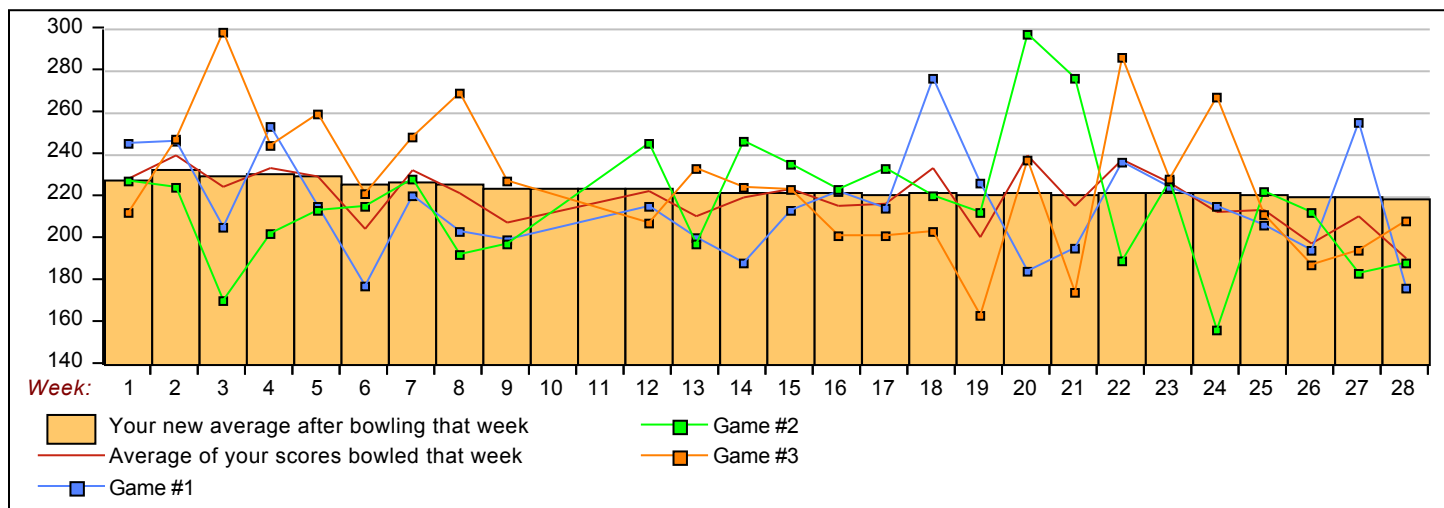
Week No.	Bowling Date	Old Ave	---Average Change---			Total	Pins	Gms	New - Old --> +/-			High Game	High Sers	Points Won	Points Lost	%Won
			-1-	-2-	-3-											
1	09/11/11	bk214	245	227	212	684	684	3	228.00	- 0.00	= 228.00	245	684	2.5	0.5	83.33 %
2	09/18/11	bk214	246	224	247	717	1401	6	233.50	- 228.00	= 5.50	247	717	5.5	0.5	91.67 %
3	09/25/11	bk214	205	170	298	673	2074	9	230.44	- 233.50	= -3.06	298	717	7.5	1.5	83.33 %
4	10/02/11	230	253	202	244	699	2773	12	231.08	- 230.44	= 0.64	298	717	9.5	2.5	79.17 %
5	10/09/11	231	215	213	259	687	3460	15	230.67	- 231.08	= -0.42	298	717	10.5	4.5	70.00 %
6	10/16/11	230	177	215	221	613	4073	18	226.28	- 230.67	= -4.39	298	717	11.5	6.5	63.89 %
7	10/23/11	226	220	228	248	696	4769	21	227.10	- 226.28	= 0.82	298	717	12.5	8.5	59.52 %
8	10/30/11	227	203	192	269	664	5433	24	226.38	- 227.10	= -0.72	298	717	13.5	10.5	56.25 %
9	11/06/11	226	199	197	227	623	6056	27	224.30	- 226.38	= -2.08	298	717	15.5	11.5	57.41 %
10	11/13/11	224				0	6056	27	224.30	- 224.30	= 0.00	298	717	15.5	11.5	57.41 %
11	11/13/11	224				0	6056	27	224.30	- 224.30	= 0.00	298	717	15.5	11.5	57.41 %
12	11/27/11	224	215	245	207	667	6723	30	224.10	- 224.30	= -0.20	298	717	16.5	13.5	55.00 %
13	12/04/11	224	200	197	233	630	7353	33	222.82	- 224.10	= -1.28	298	717	17.5	15.5	53.03 %
14	12/11/11	222	188	246	224	658	8011	36	222.53	- 222.82	= -0.29	298	717	19.5	16.5	54.17 %

End of 1st part

15	12/18/11	222	213	235	223	671	8682	39	222.62	- 222.53	= 0.09	298	717	19.5	19.5	50.00 %
16	01/08/12	222	222	223	201	646	9328	42	222.10	- 222.62	= -0.52	298	717	20.5	21.5	48.81 %
17	01/15/12	222	214	233	201	648	9976	45	221.69	- 222.10	= -0.41	298	717	21.5	23.5	47.78 %
18	01/22/12	221	276	220	203	699	10675	48	222.40	- 221.69	= 0.71	298	717	22.5	25.5	46.88 %
19	01/29/12	222	226	212	163	601	11276	51	221.10	- 222.40	= -1.30	298	717	23.5	27.5	46.08 %
20	02/05/12	221	184	297	237	718	11994	54	222.11	- 221.10	= 1.01	298	718	25.5	28.5	47.22 %
21	02/12/12	222	195	276	174	645	12639	57	221.74	- 222.11	= -0.37	298	718	27.5	29.5	48.25 %
22	02/19/12	221	236	189	286	711	13350	60	222.50	- 221.74	= 0.76	298	718	29.5	30.5	49.17 %
23	02/19/12	222	224	227	228	679	14029	63	222.68	- 222.50	= 0.18	298	718	30.5	32.5	48.41 %
24	02/26/12	222	215	156	267	638	14667	66	222.23	- 222.68	= -0.46	298	718	31.5	34.5	47.73 %
25	03/04/12	222	206	222	211	639	15306	69	221.83	- 222.23	= -0.40	298	718	32.5	36.5	47.10 %
26	03/11/12	221	194	212	187	593	15899	72	220.82	- 221.83	= -1.01	298	718	34.5	37.5	47.92 %
27	03/18/12	220	255	183	194	632	16531	75	220.41	- 220.82	= -0.41	298	718	36.5	38.5	48.67 %
28	03/25/12	220	176	188	208	572	17103	78	219.27	- 220.41	= -1.14	298	718	38.5	39.5	49.36 %

<100	100's	125's	150's	175's	200's	225's	250's	275's	300's
			4	15	31	18	5	5	
<400	400's	450's	500's	550's	600's	650's	700's	750's	800's
				2	10	11	3		
Ave of Game 1			Ave of Game 2			Ave of Game 3			
215.46			216.50			225.85			

High game of 298 on week 3 High series of 718 on week 2 High average of 233.50 after bowling week 2
 Low game of 156 on week 24 Low series of 572 on week 2 Low average of 219.27 after bowling week 28



Sunday Morning Threesome

Sunday 9:00 am

Classic Lanes

Lanes 3 - 14

Note: This report includes information through March 25 which is week 28 of 28

Jim Villeneuve's Bowling Record - Team 9: Unholy Rollers

Week No.	Bowling Date	Old Ave	---Average Change---			Total	Pins	Gms	New - Old --> +/-			High Game	High Sers	Points Won	Points Lost	%Won		
			-1-	-2-	-3-					=								
1	09/11/11	bk215				0	0	0	-	0.00	=	0.00	0	0			0.00 %	
2	09/18/11	bk215	180	267	191	638	638	3	212.67	-	0.00	=	212.67	267	638	1.0	2.0	33.33 %
3	09/25/11	bk215				0	638	3	212.67	-	212.67	=	0.00	267	638	1.0	2.0	33.33 %
4	10/02/11	bk215	194	195	160	549	1187	6	197.83	-	212.67	=	-14.83	267	638	1.0	5.0	16.67 %
5	10/09/11	bk215				0	1187	6	197.83	-	197.83	=	0.00	267	638	1.0	5.0	16.67 %
6	10/16/11	bk215	185	227	172	584	1771	9	196.78	-	197.83	=	-1.06	267	638	2.0	7.0	22.22 %
7	10/23/11	196	227	236	234	697	2468	12	205.67	-	196.78	=	8.89	267	697	4.0	8.0	33.33 %
8	10/30/11	205	265	223	225	713	3181	15	212.07	-	205.67	=	6.40	267	713	6.0	9.0	40.00 %
9	11/06/11	212	237	185	202	624	3805	18	211.39	-	212.07	=	-0.68	267	713	7.0	11.0	38.89 %
10	11/13/11	211	206	226	214	646	4451	21	211.95	-	211.39	=	0.56	267	713	10.0	11.0	47.62 %
11	11/13/11	211	154	207	210	571	5022	24	209.25	-	211.95	=	-2.70	267	713	11.0	13.0	45.83 %
12	11/27/11	209				0	5022	24	209.25	-	209.25	=	0.00	267	713	11.0	13.0	45.83 %
13	12/04/11	209	189	240	226	655	5677	27	210.26	-	209.25	=	1.01	267	713	14.0	13.0	51.85 %
14	12/11/11	210				0	5677	27	210.26	-	210.26	=	0.00	267	713	14.0	13.0	51.85 %

End of 1st part

15	12/18/11	210	214	216	225	655	6332	30	211.07	-	210.26	=	0.81	267	713	17.0	13.0	56.67 %
16	01/08/12	211	234	192	239	665	6997	33	212.03	-	211.07	=	0.96	267	713	18.0	15.0	54.55 %
17	01/15/12	212				0	6997	33	212.03	-	212.03	=	0.00	267	713	18.0	15.0	54.55 %
18	01/22/12	212	213	224	235	672	7669	36	213.03	-	212.03	=	1.00	267	713	20.0	16.0	55.56 %
19	01/29/12	213				0	7669	36	213.03	-	213.03	=	0.00	267	713	20.0	16.0	55.56 %
20	02/05/12	213	209	215	205	629	8298	39	212.77	-	213.03	=	-0.26	267	713	21.0	18.0	53.85 %
21	02/12/12	212	167	299	156	622	8920	42	212.38	-	212.77	=	-0.39	299	713	22.0	20.0	52.38 %
22	02/19/12	212				0	8920	42	212.38	-	212.38	=	0.00	299	713	22.0	20.0	52.38 %
23	02/19/12	212				0	8920	42	212.38	-	212.38	=	0.00	299	713	22.0	20.0	52.38 %
24	02/26/12	212	212	212	247	671	9591	45	213.13	-	212.38	=	0.75	299	713	24.0	21.0	53.33 %
25	03/04/12	213	194	172	223	589	10180	48	212.08	-	213.13	=	-1.05	299	713	25.0	23.0	52.08 %
26	03/11/12	212				0	10180	48	212.08	-	212.08	=	0.00	299	713	25.0	23.0	52.08 %
27	03/18/12	212	176	144	189	509	10689	51	209.59	-	212.08	=	-2.50	299	713	25.0	26.0	49.02 %
28	03/25/12	209				0	10689	51	209.59	-	209.59	=	0.00	299	713	25.0	26.0	49.02 %

<100	100's	125's	150's	175's	200's	225's	250's	275's	300's
		1	6	11	16	14	2	1	
<400	400's	450's	500's	550's	600's	650's	700's	750's	800's
			2	3	5	6	1		

Ave of Game 1 **Ave of Game 2** **Ave of Game 3**
 203.29 216.47 209.00

High game of **299** on week **21** High series of **713** on week **8** High average of **213.13** after bowling week **24**
 Low game of **144** on week **27** Low series of **509** on week **27** Low average of **196.78** after bowling week **6**

