

Sunday Morning Threesome

Sunday 9:00 am

Classic Lanes

Lanes 3 - 16

Note: This report includes information through March 17 which is week 32 of 32

Larry Fossum's Bowling Record

Week No.	Bowling Date	Old Ave	---Average Change---			Total	Pins	Gms	New - Old ----> +/-			High Game	High Sers	Points Won	Points Lost	%Won		
			-1-	-2-	-3-					=								
1	09/09/12	180				0	0	0	-	0.00	=	0.00	0	0			0.00 %	
2	09/16/12	180				0	0	0	-	0.00	=	0.00	0	0			0.00 %	
3	09/23/12	180				0	0	0	-	0.00	=	0.00	0	0			0.00 %	
4	09/30/12	bk200	202	201	202	605	605	3	201.67	-	0.00	=	201.67	202	605	2.0	1.0	66.67 %
5	09/30/12	bk200				0	605	3	201.67	-	201.67	=	0.00	202	605	2.0	1.0	66.67 %
6	10/07/12	bk200				0	605	3	201.67	-	201.67	=	0.00	202	605	2.0	1.0	66.67 %
7	10/14/12	bk200				0	605	3	201.67	-	201.67	=	0.00	202	605	2.0	1.0	66.67 %
8	10/21/12	bk200				0	605	3	201.67	-	201.67	=	0.00	202	605	2.0	1.0	66.67 %
9	10/28/12	bk200				0	605	3	201.67	-	201.67	=	0.00	202	605	2.0	1.0	66.67 %
10	11/04/12	bk200				0	605	3	201.67	-	201.67	=	0.00	202	605	2.0	1.0	66.67 %
11	11/11/12	bk200				0	605	3	201.67	-	201.67	=	0.00	202	605	2.0	1.0	66.67 %
12	11/11/12	bk200				0	605	3	201.67	-	201.67	=	0.00	202	605	2.0	1.0	66.67 %
13	11/25/12	bk200				0	605	3	201.67	-	201.67	=	0.00	202	605	2.0	1.0	66.67 %
14	12/02/12	bk200				0	605	3	201.67	-	201.67	=	0.00	202	605	2.0	1.0	66.67 %
15	12/09/12	bk200				0	605	3	201.67	-	201.67	=	0.00	202	605	2.0	1.0	66.67 %
16	12/16/12	bk200				0	605	3	201.67	-	201.67	=	0.00	202	605	2.0	1.0	66.67 %

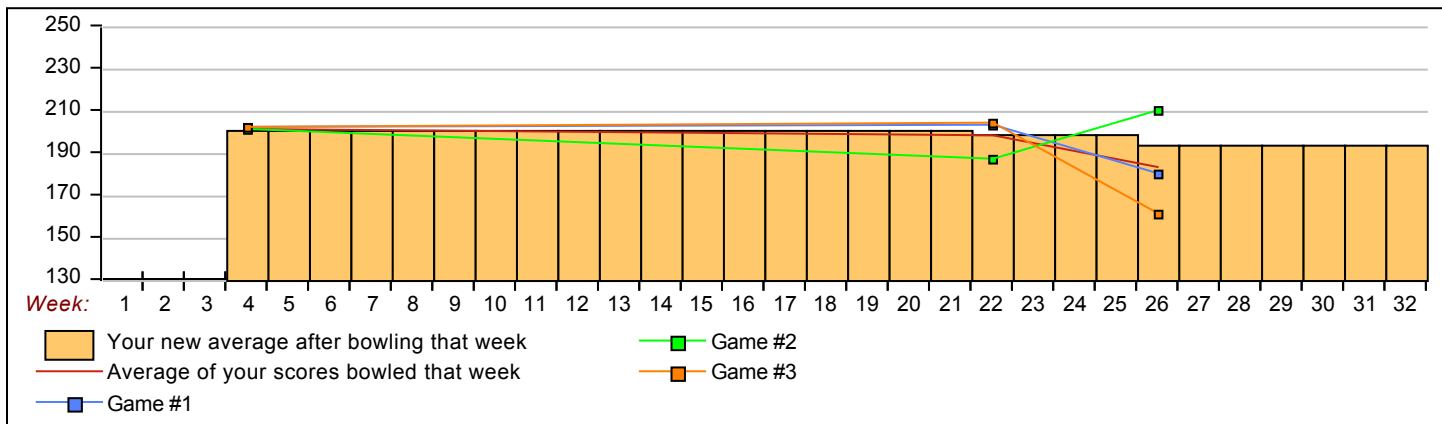
End of 1st part

17	12/23/12	bk200				0	605	3	201.67	-	201.67	=	0.00	202	605	2.0	1.0	66.67 %
18	12/30/12	bk200				0	605	3	201.67	-	201.67	=	0.00	202	605	2.0	1.0	66.67 %
19	01/06/13	bk200				0	605	3	201.67	-	201.67	=	0.00	202	605	2.0	1.0	66.67 %
20	01/13/13	bk200				0	605	3	201.67	-	201.67	=	0.00	202	605	2.0	1.0	66.67 %
21	01/20/13	bk200				0	605	3	201.67	-	201.67	=	0.00	202	605	2.0	1.0	66.67 %
22	01/27/13	bk200	203	187	204	594	1199	6	199.83	-	201.67	=	-1.83	204	605	2.0	4.0	33.33 %
23	01/27/13	bk200				0	1199	6	199.83	-	199.83	=	0.00	204	605	2.0	4.0	33.33 %
24	02/03/13	bk200				0	1199	6	199.83	-	199.83	=	0.00	204	605	2.0	4.0	33.33 %
25	02/10/13	bk200				0	1199	6	199.83	-	199.83	=	0.00	204	605	2.0	4.0	33.33 %
26	02/17/13	bk200	180	210	161	551	1750	9	194.44	-	199.83	=	-5.39	210	605	2.0	7.0	22.22 %
27	02/24/13	194				0	1750	9	194.44	-	194.44	=	0.00	210	605	2.0	7.0	22.22 %
28	02/24/13	194				0	1750	9	194.44	-	194.44	=	0.00	210	605	2.0	7.0	22.22 %
29	03/03/13	194				0	1750	9	194.44	-	194.44	=	0.00	210	605	2.0	7.0	22.22 %
30	03/10/13	194				0	1750	9	194.44	-	194.44	=	0.00	210	605	2.0	7.0	22.22 %
31	03/10/13	194				0	1750	9	194.44	-	194.44	=	0.00	210	605	2.0	7.0	22.22 %
32	03/17/13	194				0	1750	9	194.44	-	194.44	=	0.00	210	605	2.0	7.0	22.22 %

<u><100</u>	<u>100's</u>	<u>125's</u>	<u>150's</u>	<u>175's</u>	<u>200's</u>	<u>225's</u>	<u>250's</u>	<u>275's</u>	<u>300's</u>
			1	2	6				
<u><400</u>	<u>400's</u>	<u>450's</u>	<u>500's</u>	<u>550's</u>	<u>600's</u>	<u>650's</u>	<u>700's</u>	<u>750's</u>	<u>800's</u>
				2	1				

<u>Ave of Game 1</u>	<u>Ave of Game 2</u>	<u>Ave of Game 3</u>
195.00	199.33	189.00

High game of	210	on week	26	High series of	605	on week	4	High average of	201.67	after bowling week	4
Low game of	161	on week	26	Low series of	551	on week	26	Low average of	194.44	after bowling week	26



Sunday Morning Threesome

Sunday 9:00 am

Classic Lanes

Lanes 3 - 16

Note: This report includes information through March 17 which is week 32 of 32

Tim Zulka's Bowling Record

Week No.	Bowling Date	Old Ave	---Average Change---			Total	Pins	Gms	New - Old --> +/-			High Game	High Sers	Points Won	Points Lost	%Won
			-1-	-2-	-3-					=						
1	09/09/12	180				0	0	0	- 0.00	= 0.00	0	0			0.00 %	
2	09/16/12	bk222	238	238	279	755	755	3	251.67	- 0.00	= 251.67	279	755	2.0	1.0	66.67 %
3	09/23/12	bk222				0	755	3	251.67	- 251.67	= 0.00	279	755	2.0	1.0	66.67 %
4	09/30/12	bk222	225	232	245	702	1457	6	242.83	- 251.67	= -8.83	279	755	3.0	3.0	50.00 %
5	09/30/12	bk222				0	1457	6	242.83	- 242.83	= 0.00	279	755	3.0	3.0	50.00 %
6	10/07/12	bk222				0	1457	6	242.83	- 242.83	= 0.00	279	755	3.0	3.0	50.00 %
7	10/14/12	bk222				0	1457	6	242.83	- 242.83	= 0.00	279	755	3.0	3.0	50.00 %
8	10/21/12	bk222				0	1457	6	242.83	- 242.83	= 0.00	279	755	3.0	3.0	50.00 %
9	10/28/12	bk222	238	280	268	786	2243	9	249.22	- 242.83	= 6.39	280	786	5.0	4.0	55.56 %
10	11/04/12	249				0	2243	9	249.22	- 249.22	= 0.00	280	786	5.0	4.0	55.56 %
11	11/11/12	249				0	2243	9	249.22	- 249.22	= 0.00	280	786	5.0	4.0	55.56 %
12	11/11/12	249				0	2243	9	249.22	- 249.22	= 0.00	280	786	5.0	4.0	55.56 %
13	11/25/12	249				0	2243	9	249.22	- 249.22	= 0.00	280	786	5.0	4.0	55.56 %
14	12/02/12	249				0	2243	9	249.22	- 249.22	= 0.00	280	786	5.0	4.0	55.56 %
15	12/09/12	249	206	208	192	606	2849	12	237.42	- 249.22	= -11.81	280	786	5.0	7.0	41.67 %
16	12/16/12	237				0	2849	12	237.42	- 237.42	= 0.00	280	786	5.0	7.0	41.67 %

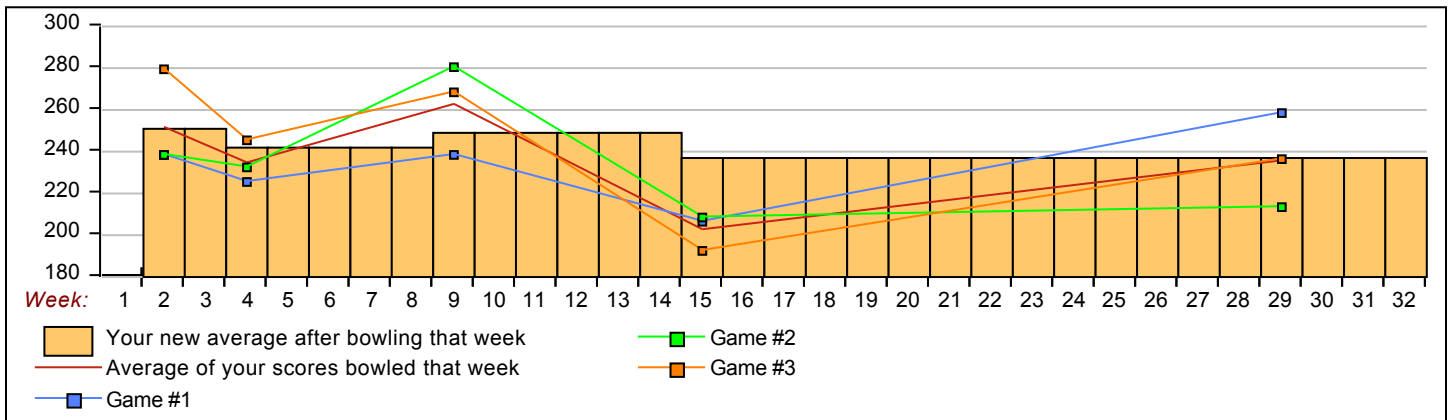
End of 1st part

17	12/23/12	237				0	2849	12	237.42	- 237.42	= 0.00	280	786	5.0	7.0	41.67 %
18	12/30/12	237				0	2849	12	237.42	- 237.42	= 0.00	280	786	5.0	7.0	41.67 %
19	01/06/13	237				0	2849	12	237.42	- 237.42	= 0.00	280	786	5.0	7.0	41.67 %
20	01/13/13	237				0	2849	12	237.42	- 237.42	= 0.00	280	786	5.0	7.0	41.67 %
21	01/20/13	237				0	2849	12	237.42	- 237.42	= 0.00	280	786	5.0	7.0	41.67 %
22	01/27/13	237				0	2849	12	237.42	- 237.42	= 0.00	280	786	5.0	7.0	41.67 %
23	01/27/13	237				0	2849	12	237.42	- 237.42	= 0.00	280	786	5.0	7.0	41.67 %
24	02/03/13	237				0	2849	12	237.42	- 237.42	= 0.00	280	786	5.0	7.0	41.67 %
25	02/10/13	237				0	2849	12	237.42	- 237.42	= 0.00	280	786	5.0	7.0	41.67 %
26	02/17/13	237				0	2849	12	237.42	- 237.42	= 0.00	280	786	5.0	7.0	41.67 %
27	02/24/13	237				0	2849	12	237.42	- 237.42	= 0.00	280	786	5.0	7.0	41.67 %
28	02/24/13	237				0	2849	12	237.42	- 237.42	= 0.00	280	786	5.0	7.0	41.67 %
29	03/03/13	237	258	213	236	707	3556	15	237.07	- 237.42	= -0.35	280	786	8.0	7.0	53.33 %
30	03/10/13	237				0	3556	15	237.07	- 237.07	= 0.00	280	786	8.0	7.0	53.33 %
31	03/10/13	237				0	3556	15	237.07	- 237.07	= 0.00	280	786	8.0	7.0	53.33 %
32	03/17/13	237				0	3556	15	237.07	- 237.07	= 0.00	280	786	8.0	7.0	53.33 %

<u><100</u>	<u>100's</u>	<u>125's</u>	<u>150's</u>	<u>175's</u>	<u>200's</u>	<u>225's</u>	<u>250's</u>	<u>275's</u>	<u>300's</u>
				1	3	7	2	2	
<u><400</u>	<u>400's</u>	<u>450's</u>	<u>500's</u>	<u>550's</u>	<u>600's</u>	<u>650's</u>	<u>700's</u>	<u>750's</u>	<u>800's</u>
					1		2	2	

Ave of Game 1 **Ave of Game 2** **Ave of Game 3**
 233.00 234.20 244.00

High game of **280** on week **9** High series of **786** on week **9** High average of **251.67** after bowling week **2**
 Low game of **192** on week **15** Low series of **606** on week **15** Low average of **237.07** after bowling week **29**



Sunday Morning Threesome

Sunday 9:00 am

Classic Lanes

Lanes 3 - 16

Note: This report includes information through March 17 which is week 32 of 32

Kevin Muenchow's Bowling Record

Week No.	Bowling Date	Old Ave	---Average Change---			Total	Pins	Gms	---Average Change---			High Game	High Sers	Points Won	Points Lost	%Won		
			-1-	-2-	-3-				New	Old	+/-							
1	09/09/12	180				0	0	0	-	0.00	=	0.00	0	0			0.00 %	
2	09/16/12	180				0	0	0	-	0.00	=	0.00	0	0			0.00 %	
3	09/23/12	180				0	0	0	-	0.00	=	0.00	0	0			0.00 %	
4	09/30/12	bk231	217	225	248	690	690	3	230.00	-	0.00	=	230.00	248	690	2.0	1.0	66.67 %
5	09/30/12	bk231	189	210	244	643	1333	6	222.17	-	230.00	=	-7.83	248	690	2.0	4.0	33.33 %
6	10/07/12	bk231				0	1333	6	222.17	-	222.17	=	0.00	248	690	2.0	4.0	33.33 %
7	10/14/12	bk231				0	1333	6	222.17	-	222.17	=	0.00	248	690	2.0	4.0	33.33 %
8	10/21/12	bk231				0	1333	6	222.17	-	222.17	=	0.00	248	690	2.0	4.0	33.33 %
9	10/28/12	bk231				0	1333	6	222.17	-	222.17	=	0.00	248	690	2.0	4.0	33.33 %
10	11/04/12	bk231				0	1333	6	222.17	-	222.17	=	0.00	248	690	2.0	4.0	33.33 %
11	11/11/12	bk231				0	1333	6	222.17	-	222.17	=	0.00	248	690	2.0	4.0	33.33 %
12	11/11/12	bk231				0	1333	6	222.17	-	222.17	=	0.00	248	690	2.0	4.0	33.33 %
13	11/25/12	bk231				0	1333	6	222.17	-	222.17	=	0.00	248	690	2.0	4.0	33.33 %
14	12/02/12	bk231				0	1333	6	222.17	-	222.17	=	0.00	248	690	2.0	4.0	33.33 %
15	12/09/12	bk231				0	1333	6	222.17	-	222.17	=	0.00	248	690	2.0	4.0	33.33 %
16	12/16/12	bk231				0	1333	6	222.17	-	222.17	=	0.00	248	690	2.0	4.0	33.33 %

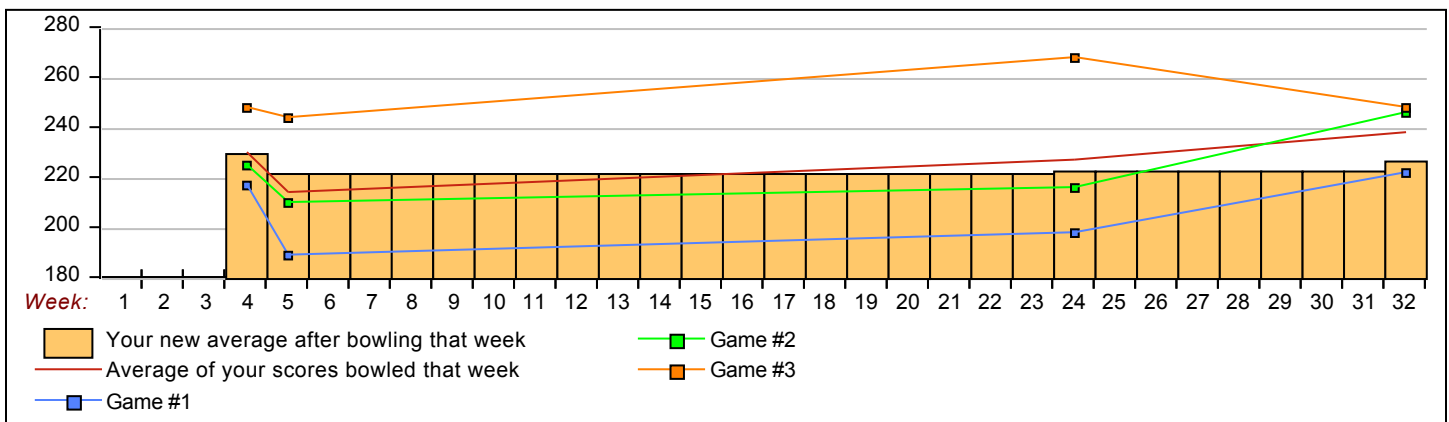
End of 1st part

17	12/23/12	bk231				0	1333	6	222.17	-	222.17	=	0.00	248	690	2.0	4.0	33.33 %
18	12/30/12	bk231				0	1333	6	222.17	-	222.17	=	0.00	248	690	2.0	4.0	33.33 %
19	01/06/13	bk231				0	1333	6	222.17	-	222.17	=	0.00	248	690	2.0	4.0	33.33 %
20	01/13/13	bk231				0	1333	6	222.17	-	222.17	=	0.00	248	690	2.0	4.0	33.33 %
21	01/20/13	bk231				0	1333	6	222.17	-	222.17	=	0.00	248	690	2.0	4.0	33.33 %
22	01/27/13	bk231				0	1333	6	222.17	-	222.17	=	0.00	248	690	2.0	4.0	33.33 %
23	01/27/13	bk231				0	1333	6	222.17	-	222.17	=	0.00	248	690	2.0	4.0	33.33 %
24	02/03/13	bk231	198	216	268	682	2015	9	223.89	-	222.17	=	1.72	268	690	3.0	6.0	33.33 %
25	02/10/13	223				0	2015	9	223.89	-	223.89	=	0.00	268	690	3.0	6.0	33.33 %
26	02/17/13	223				0	2015	9	223.89	-	223.89	=	0.00	268	690	3.0	6.0	33.33 %
27	02/24/13	223				0	2015	9	223.89	-	223.89	=	0.00	268	690	3.0	6.0	33.33 %
28	02/24/13	223				0	2015	9	223.89	-	223.89	=	0.00	268	690	3.0	6.0	33.33 %
29	03/03/13	223				0	2015	9	223.89	-	223.89	=	0.00	268	690	3.0	6.0	33.33 %
30	03/10/13	223				0	2015	9	223.89	-	223.89	=	0.00	268	690	3.0	6.0	33.33 %
31	03/10/13	223				0	2015	9	223.89	-	223.89	=	0.00	268	690	3.0	6.0	33.33 %
32	03/17/13	223	222	246	248	716	2731	12	227.58	-	223.89	=	3.69	268	716	5.0	7.0	41.67 %

<u><100</u>	<u>100's</u>	<u>125's</u>	<u>150's</u>	<u>175's</u>	<u>200's</u>	<u>225's</u>	<u>250's</u>	<u>275's</u>	<u>300's</u>
				2	4	5	1		
<u><400</u>	<u>400's</u>	<u>450's</u>	<u>500's</u>	<u>550's</u>	<u>600's</u>	<u>650's</u>	<u>700's</u>	<u>750's</u>	<u>800's</u>
					1	2	1		

Ave of Game 1	Ave of Game 2	Ave of Game 3
206.50	224.25	252.00

High game of **268** on week **24** High series of **716** on week **32** High average of **230.00** after bowling week **4**
 Low game of **189** on week **5** Low series of **643** on week **5** Low average of **222.17** after bowling week **5**



Sunday Morning Threesome

Sunday 9:00 am

Classic Lanes

Lanes 3 - 16

Note: This report includes information through March 17 which is week 32 of 32

Michael O'Connell's Bowling Record

Week No.	Bowling Date	Old Ave	---Average Change---			Total	Pins	Gms	---Average Change---			High Game	High Sers	Points Won	Points Lost	%Won		
			-1-	-2-	-3-				New	Old	+/-							
1	09/09/12	bk227				0	0	0	-	0.00	=	0.00	0	0			0.00 %	
2	09/16/12	bk227				0	0	0	-	0.00	=	0.00	0	0			0.00 %	
3	09/23/12	bk227				0	0	0	-	0.00	=	0.00	0	0			0.00 %	
4	09/30/12	bk227				0	0	0	-	0.00	=	0.00	0	0			0.00 %	
5	09/30/12	bk227	204	213	210	627	627	3	209.00	-	0.00	=	209.00	213	627	1.0	2.0	33.33 %
6	10/07/12	bk227				0	627	3	209.00	-	209.00	=	0.00	213	627	1.0	2.0	33.33 %
7	10/14/12	bk227				0	627	3	209.00	-	209.00	=	0.00	213	627	1.0	2.0	33.33 %
8	10/21/12	bk227				0	627	3	209.00	-	209.00	=	0.00	213	627	1.0	2.0	33.33 %
9	10/28/12	bk227				0	627	3	209.00	-	209.00	=	0.00	213	627	1.0	2.0	33.33 %
10	11/04/12	bk227	204	236	210	650	1277	6	212.83	-	209.00	=	3.83	236	650	3.0	3.0	50.00 %
11	11/11/12	bk227				0	1277	6	212.83	-	212.83	=	0.00	236	650	3.0	3.0	50.00 %
12	11/11/12	bk227				0	1277	6	212.83	-	212.83	=	0.00	236	650	3.0	3.0	50.00 %
13	11/25/12	bk227				0	1277	6	212.83	-	212.83	=	0.00	236	650	3.0	3.0	50.00 %
14	12/02/12	bk227	172	247	246	665	1942	9	215.78	-	212.83	=	2.94	247	665	3.0	6.0	33.33 %
15	12/09/12	215				0	1942	9	215.78	-	215.78	=	0.00	247	665	3.0	6.0	33.33 %
16	12/16/12	215				0	1942	9	215.78	-	215.78	=	0.00	247	665	3.0	6.0	33.33 %

End of 1st part

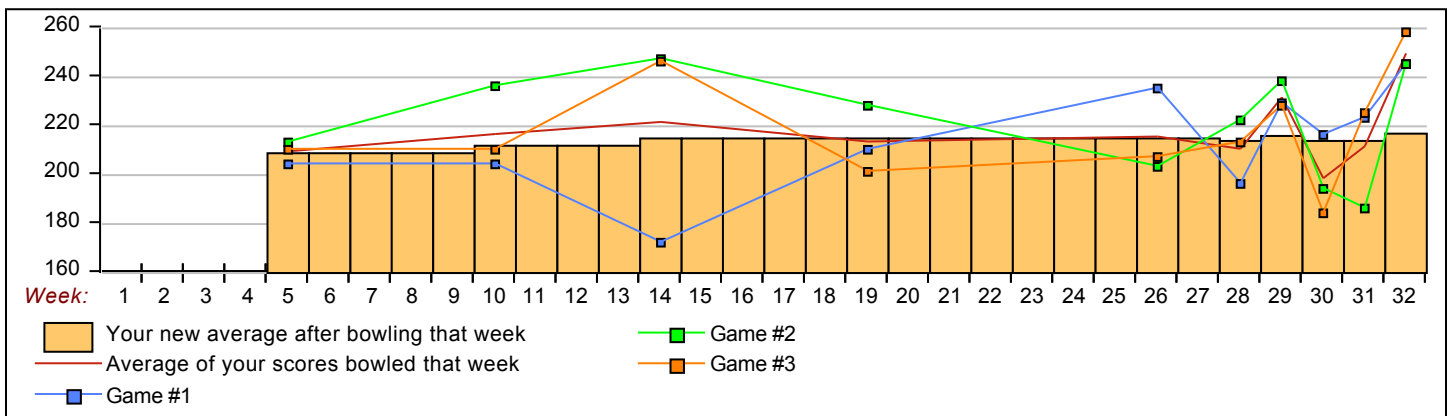
17	12/23/12	215				0	1942	9	215.78	-	215.78	=	0.00	247	665	3.0	6.0	33.33 %
18	12/30/12	215				0	1942	9	215.78	-	215.78	=	0.00	247	665	3.0	6.0	33.33 %
19	01/06/13	215	210	228	201	639	2581	12	215.08	-	215.78	=	-0.69	247	665	4.0	8.0	33.33 %
20	01/13/13	215				0	2581	12	215.08	-	215.08	=	0.00	247	665	4.0	8.0	33.33 %
21	01/20/13	215				0	2581	12	215.08	-	215.08	=	0.00	247	665	4.0	8.0	33.33 %
22	01/27/13	215				0	2581	12	215.08	-	215.08	=	0.00	247	665	4.0	8.0	33.33 %
23	01/27/13	215				0	2581	12	215.08	-	215.08	=	0.00	247	665	4.0	8.0	33.33 %
24	02/03/13	215				0	2581	12	215.08	-	215.08	=	0.00	247	665	4.0	8.0	33.33 %
25	02/10/13	215				0	2581	12	215.08	-	215.08	=	0.00	247	665	4.0	8.0	33.33 %
26	02/17/13	215	235	203	207	645	3226	15	215.07	-	215.08	=	-0.02	247	665	5.0	10.0	33.33 %
27	02/24/13	215				0	3226	15	215.07	-	215.07	=	0.00	247	665	5.0	10.0	33.33 %
28	02/24/13	215	196	222	213	631	3857	18	214.28	-	215.07	=	-0.79	247	665	5.0	13.0	27.78 %
29	03/03/13	214	229	238	228	695	4552	21	216.76	-	214.28	=	2.48	247	695	8.0	13.0	38.10 %
30	03/10/13	216	216	194	184	594	5146	24	214.42	-	216.76	=	-2.35	247	695	10.0	14.0	41.67 %
31	03/10/13	214	223	186	225	634	5780	27	214.07	-	214.42	=	-0.34	247	695	12.0	15.0	44.44 %
32	03/17/13	214	245	245	258	748	6528	30	217.60	-	214.07	=	3.53	258	748	15.0	15.0	50.00 %

<100	100's	125's	150's	175's	200's	225's	250's	275's	300's
			1	4	13	11	1		
<400	400's	450's	500's	550's	600's	650's	700's	750's	800's
				1	5	3	1		

Ave of Game 1 Ave of Game 2 Ave of Game 3

213.40 221.20 218.20

High game of 258 on week 32 High series of 748 on week 30 High average of 217.60 after bowling week 32
 Low game of 172 on week 14 Low series of 594 on week 30 Low average of 209.00 after bowling week 5



Sunday Morning Threesome

Sunday 9:00 am

Classic Lanes

Lanes 3 - 16

Note: This report includes information through March 17 which is week 32 of 32

Jeff Mours's Bowling Record

Week No.	Bowling Date	Old Ave	---Average Change---			Total	Pins	Gms	---Average Change---			High Game	High Sers	Points Won	Points Lost	%Won
			-1-	-2-	-3-				New	Old	+/-					
1	09/09/12	180				0	0	0	-	0.00	= 0.00	0	0			0.00 %
2	09/16/12	180				0	0	0	-	0.00	= 0.00	0	0			0.00 %
3	09/23/12	180				0	0	0	-	0.00	= 0.00	0	0			0.00 %
4	09/30/12	180				0	0	0	-	0.00	= 0.00	0	0			0.00 %
5	09/30/12	180				0	0	0	-	0.00	= 0.00	0	0			0.00 %
6	10/07/12	180				0	0	0	-	0.00	= 0.00	0	0			0.00 %
7	10/14/12	180				0	0	0	-	0.00	= 0.00	0	0			0.00 %
8	10/21/12	180				0	0	0	-	0.00	= 0.00	0	0			0.00 %
9	10/28/12	180				0	0	0	-	0.00	= 0.00	0	0			0.00 %
10	11/04/12	180				0	0	0	-	0.00	= 0.00	0	0			0.00 %
11	11/11/12	180				0	0	0	-	0.00	= 0.00	0	0			0.00 %
12	11/11/12	180				0	0	0	-	0.00	= 0.00	0	0			0.00 %
13	11/25/12	bk211	221	195	151	567	567	3	189.00	- 0.00	= 189.00	221	567	2.0	1.0	66.67 %
14	12/02/12	bk211				0	567	3	189.00	- 189.00	= 0.00	221	567	2.0	1.0	66.67 %
15	12/09/12	bk211				0	567	3	189.00	- 189.00	= 0.00	221	567	2.0	1.0	66.67 %
16	12/16/12	bk211	222	268	237	727	1294	6	215.67	- 189.00	= 26.67	268	727	5.0	1.0	83.33 %

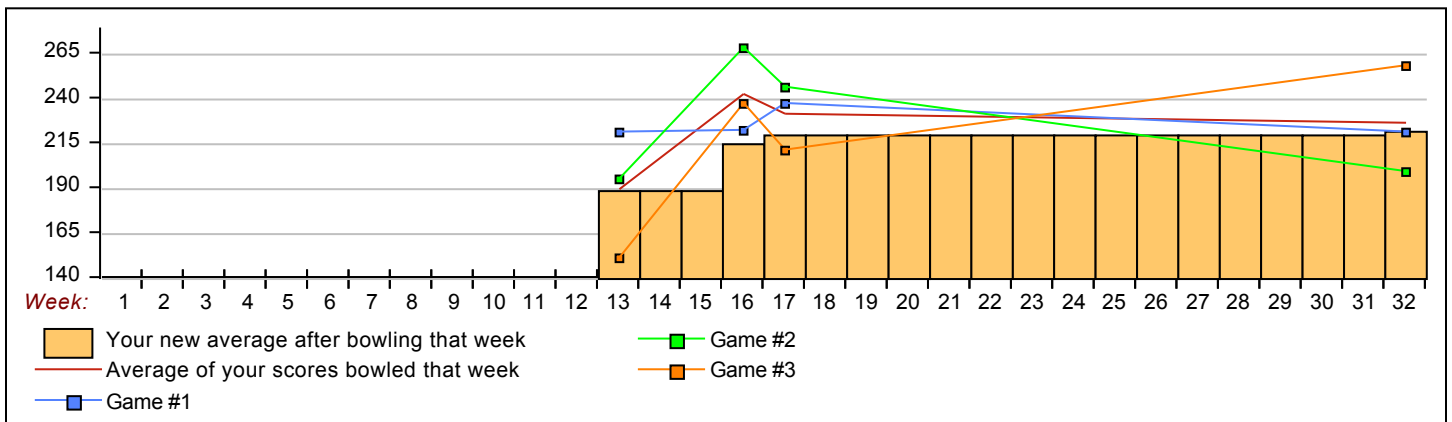
End of 1st part

17	12/23/12	bk211	237	246	211	694	1988	9	220.89	- 215.67	= 5.22	268	727	8.0	1.0	88.89 %
18	12/30/12	220				0	1988	9	220.89	- 220.89	= 0.00	268	727	8.0	1.0	88.89 %
19	01/06/12	220				0	1988	9	220.89	- 220.89	= 0.00	268	727	8.0	1.0	88.89 %
20	01/13/13	220				0	1988	9	220.89	- 220.89	= 0.00	268	727	8.0	1.0	88.89 %
21	01/20/13	220				0	1988	9	220.89	- 220.89	= 0.00	268	727	8.0	1.0	88.89 %
22	01/27/13	220				0	1988	9	220.89	- 220.89	= 0.00	268	727	8.0	1.0	88.89 %
23	01/27/13	220				0	1988	9	220.89	- 220.89	= 0.00	268	727	8.0	1.0	88.89 %
24	02/03/13	220				0	1988	9	220.89	- 220.89	= 0.00	268	727	8.0	1.0	88.89 %
25	02/10/13	220				0	1988	9	220.89	- 220.89	= 0.00	268	727	8.0	1.0	88.89 %
26	02/17/13	220				0	1988	9	220.89	- 220.89	= 0.00	268	727	8.0	1.0	88.89 %
27	02/24/13	220				0	1988	9	220.89	- 220.89	= 0.00	268	727	8.0	1.0	88.89 %
28	02/24/13	220				0	1988	9	220.89	- 220.89	= 0.00	268	727	8.0	1.0	88.89 %
29	03/03/13	220				0	1988	9	220.89	- 220.89	= 0.00	268	727	8.0	1.0	88.89 %
30	03/10/13	220				0	1988	9	220.89	- 220.89	= 0.00	268	727	8.0	1.0	88.89 %
31	03/10/13	220				0	1988	9	220.89	- 220.89	= 0.00	268	727	8.0	1.0	88.89 %
32	03/17/13	220	221	199	258	678	2666	12	222.17	- 220.89	= 1.28	268	727	8.0	4.0	66.67 %

<100	100's	125's	150's	175's	200's	225's	250's	275's	300's
			1	2	4	3	2		
<400	400's	450's	500's	550's	600's	650's	700's	750's	800's
				1		2	1		

Ave of Game 1	Ave of Game 2	Ave of Game 3
225.25	227.00	214.25

High game of 268 on week 16 High series of 727 on week 16 High average of 222.17 after bowling week 32
 Low game of 151 on week 13 Low series of 567 on week 13 Low average of 189.00 after bowling week 13



Sunday Morning Threesome

Sunday 9:00 am

Classic Lanes

Lanes 3 - 16

Note: This report includes information through March 17 which is week 32 of 32

Ben Koceja's Bowling Record

Week No.	Bowling Date	Old Ave	---Average Change---			Total	Pins	Gms	---Average Change---			High Game	High Sers	Points Won	Points Lost	%Won		
			-1-	-2-	-3-				New	Old	+/-							
1	09/09/12	180				0	0	0	-	0.00	=	0.00	0	0		0.00 %		
2	09/16/12	180				0	0	0	-	0.00	=	0.00	0	0		0.00 %		
3	09/23/12	180				0	0	0	-	0.00	=	0.00	0	0		0.00 %		
4	09/30/12	180				0	0	0	-	0.00	=	0.00	0	0		0.00 %		
5	09/30/12	180				0	0	0	-	0.00	=	0.00	0	0		0.00 %		
6	10/07/12	bk190	224	237	223	684	684	3	228.00	-	0.00	=	228.00	237	684	3.0	100.00 %	
7	10/14/12	bk190	171	223	235	629	1313	6	218.83	-	228.00	=	-9.17	237	684	5.0	1.0	83.33 %
8	10/21/12	bk190				0	1313	6	218.83	-	218.83	=	0.00	237	684	5.0	1.0	83.33 %
9	10/28/12	bk190				0	1313	6	218.83	-	218.83	=	0.00	237	684	5.0	1.0	83.33 %
10	11/04/12	bk190				0	1313	6	218.83	-	218.83	=	0.00	237	684	5.0	1.0	83.33 %
11	11/11/12	bk190				0	1313	6	218.83	-	218.83	=	0.00	237	684	5.0	1.0	83.33 %
12	11/11/12	bk190				0	1313	6	218.83	-	218.83	=	0.00	237	684	5.0	1.0	83.33 %
13	11/25/12	bk190				0	1313	6	218.83	-	218.83	=	0.00	237	684	5.0	1.0	83.33 %
14	12/02/12	bk190				0	1313	6	218.83	-	218.83	=	0.00	237	684	5.0	1.0	83.33 %
15	12/09/12	bk190				0	1313	6	218.83	-	218.83	=	0.00	237	684	5.0	1.0	83.33 %
16	12/16/12	bk190				0	1313	6	218.83	-	218.83	=	0.00	237	684	5.0	1.0	83.33 %

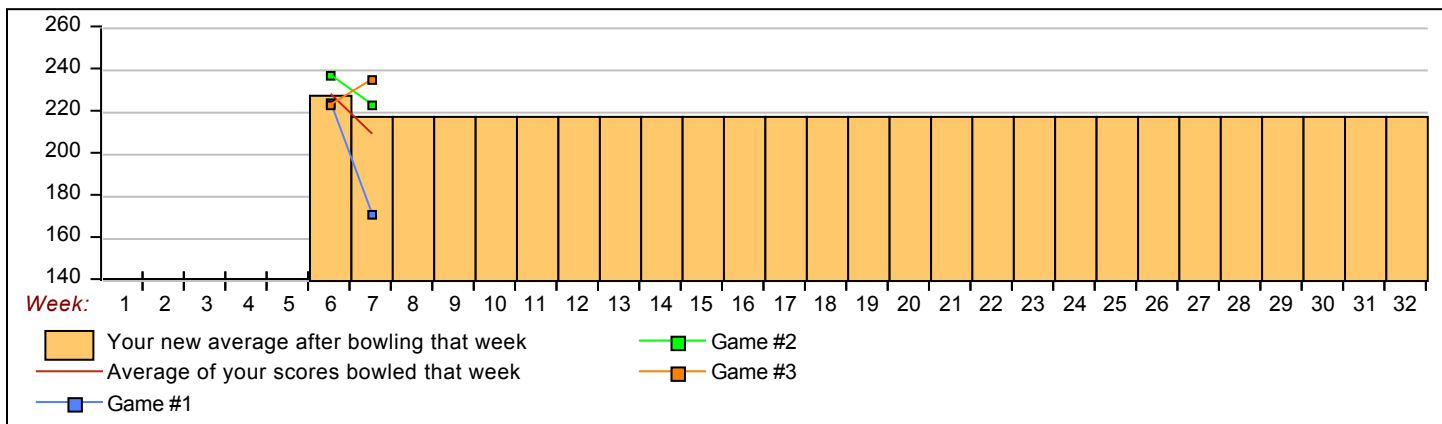
End of 1st part

17	12/23/12	bk190				0	1313	6	218.83	-	218.83	=	0.00	237	684	5.0	1.0	83.33 %
18	12/30/12	bk190				0	1313	6	218.83	-	218.83	=	0.00	237	684	5.0	1.0	83.33 %
19	01/06/13	bk190				0	1313	6	218.83	-	218.83	=	0.00	237	684	5.0	1.0	83.33 %
20	01/13/13	bk190				0	1313	6	218.83	-	218.83	=	0.00	237	684	5.0	1.0	83.33 %
21	01/20/13	bk190				0	1313	6	218.83	-	218.83	=	0.00	237	684	5.0	1.0	83.33 %
22	01/27/13	bk190				0	1313	6	218.83	-	218.83	=	0.00	237	684	5.0	1.0	83.33 %
23	01/27/13	bk190				0	1313	6	218.83	-	218.83	=	0.00	237	684	5.0	1.0	83.33 %
24	02/03/13	bk190				0	1313	6	218.83	-	218.83	=	0.00	237	684	5.0	1.0	83.33 %
25	02/10/13	bk190				0	1313	6	218.83	-	218.83	=	0.00	237	684	5.0	1.0	83.33 %
26	02/17/13	bk190				0	1313	6	218.83	-	218.83	=	0.00	237	684	5.0	1.0	83.33 %
27	02/24/13	bk190				0	1313	6	218.83	-	218.83	=	0.00	237	684	5.0	1.0	83.33 %
28	02/24/13	bk190				0	1313	6	218.83	-	218.83	=	0.00	237	684	5.0	1.0	83.33 %
29	03/03/13	bk190				0	1313	6	218.83	-	218.83	=	0.00	237	684	5.0	1.0	83.33 %
30	03/10/13	bk190				0	1313	6	218.83	-	218.83	=	0.00	237	684	5.0	1.0	83.33 %
31	03/10/13	bk190				0	1313	6	218.83	-	218.83	=	0.00	237	684	5.0	1.0	83.33 %
32	03/17/13	bk190				0	1313	6	218.83	-	218.83	=	0.00	237	684	5.0	1.0	83.33 %

<100	100's	125's	150's	175's	200's	225's	250's	275's	300's
			1		3	2			
<400	400's	450's	500's	550's	600's	650's	700's	750's	800's
					1	1			

Ave of Game 1	Ave of Game 2	Ave of Game 3
197.50	230.00	229.00

High game of 237 on week 6 High series of 684 on week 6 High average of 228.00 after bowling week 6
 Low game of 171 on week 7 Low series of 629 on week 7 Low average of 218.83 after bowling week 7



Sunday Morning Threesome

Sunday 9:00 am

Classic Lanes

Lanes 3 - 16

Note: This report includes information through March 17 which is week 32 of 32

Dale Griffith's Bowling Record

Week No.	Bowling Date	Old Ave	---Average Change---			Total	Pins	Gms	---Average Change---			High Game	High Sers	Points Won	Points Lost	%Won		
			-1-	-2-	-3-				New	Old	+/-							
1	09/09/12	bk225				0	0	0	-	0.00	=	0.00	0	0			0.00 %	
2	09/16/12	bk225	170	217	300	687	687	3	229.00	-	0.00	=	229.00	300	687	2.0	1.0	66.67 %
3	09/23/12	bk225				0	687	3	229.00	-	229.00	=	0.00	300	687	2.0	1.0	66.67 %
4	09/30/12	bk225	247	237	300	784	1471	6	245.17	-	229.00	=	16.17	300	784	4.0	2.0	66.67 %
5	09/30/12	bk225	216	258	191	665	2136	9	237.33	-	245.17	=	-7.83	300	784	5.0	4.0	55.56 %
6	10/07/12	237				0	2136	9	237.33	-	237.33	=	0.00	300	784	5.0	4.0	55.56 %
7	10/14/12	237				0	2136	9	237.33	-	237.33	=	0.00	300	784	5.0	4.0	55.56 %
8	10/21/12	237				0	2136	9	237.33	-	237.33	=	0.00	300	784	5.0	4.0	55.56 %
9	10/28/12	237				0	2136	9	237.33	-	237.33	=	0.00	300	784	5.0	4.0	55.56 %
10	11/04/12	237				0	2136	9	237.33	-	237.33	=	0.00	300	784	5.0	4.0	55.56 %
11	11/11/12	237				0	2136	9	237.33	-	237.33	=	0.00	300	784	5.0	4.0	55.56 %
12	11/11/12	237				0	2136	9	237.33	-	237.33	=	0.00	300	784	5.0	4.0	55.56 %
13	11/25/12	237				0	2136	9	237.33	-	237.33	=	0.00	300	784	5.0	4.0	55.56 %
14	12/02/12	237				0	2136	9	237.33	-	237.33	=	0.00	300	784	5.0	4.0	55.56 %
15	12/09/12	237				0	2136	9	237.33	-	237.33	=	0.00	300	784	5.0	4.0	55.56 %
16	12/16/12	237				0	2136	9	237.33	-	237.33	=	0.00	300	784	5.0	4.0	55.56 %

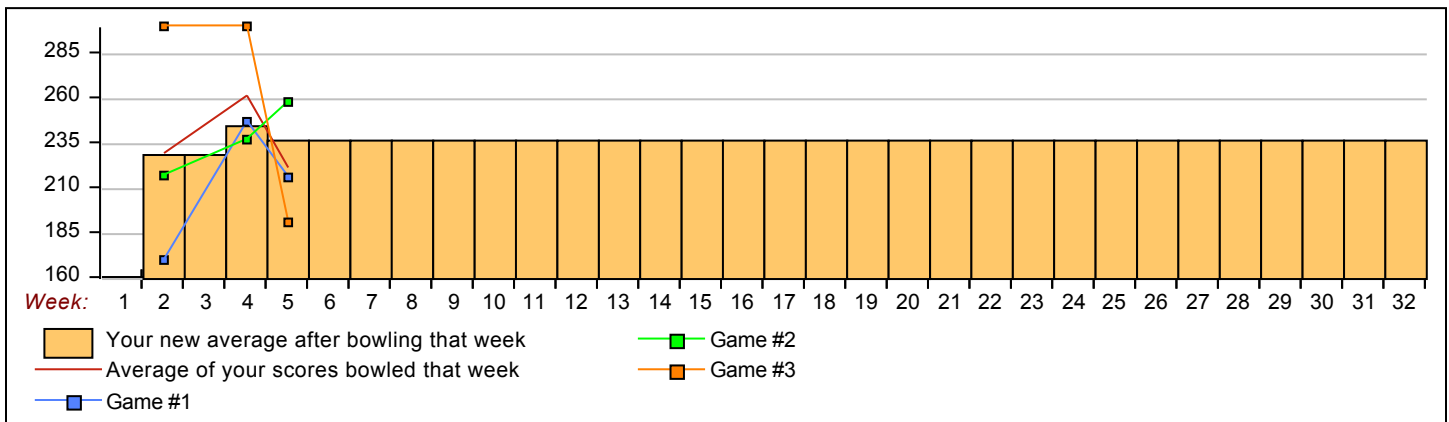
End of 1st part

17	12/23/12	237				0	2136	9	237.33	-	237.33	=	0.00	300	784	5.0	4.0	55.56 %
18	12/30/12	237				0	2136	9	237.33	-	237.33	=	0.00	300	784	5.0	4.0	55.56 %
19	01/06/12	237				0	2136	9	237.33	-	237.33	=	0.00	300	784	5.0	4.0	55.56 %
20	01/13/13	237				0	2136	9	237.33	-	237.33	=	0.00	300	784	5.0	4.0	55.56 %
21	01/20/13	237				0	2136	9	237.33	-	237.33	=	0.00	300	784	5.0	4.0	55.56 %
22	01/27/13	237				0	2136	9	237.33	-	237.33	=	0.00	300	784	5.0	4.0	55.56 %
23	01/27/13	237				0	2136	9	237.33	-	237.33	=	0.00	300	784	5.0	4.0	55.56 %
24	02/03/13	237				0	2136	9	237.33	-	237.33	=	0.00	300	784	5.0	4.0	55.56 %
25	02/10/13	237				0	2136	9	237.33	-	237.33	=	0.00	300	784	5.0	4.0	55.56 %
26	02/17/13	237				0	2136	9	237.33	-	237.33	=	0.00	300	784	5.0	4.0	55.56 %
27	02/24/13	237				0	2136	9	237.33	-	237.33	=	0.00	300	784	5.0	4.0	55.56 %
28	02/24/13	237				0	2136	9	237.33	-	237.33	=	0.00	300	784	5.0	4.0	55.56 %
29	03/03/13	237				0	2136	9	237.33	-	237.33	=	0.00	300	784	5.0	4.0	55.56 %
30	03/10/13	237				0	2136	9	237.33	-	237.33	=	0.00	300	784	5.0	4.0	55.56 %
31	03/10/13	237				0	2136	9	237.33	-	237.33	=	0.00	300	784	5.0	4.0	55.56 %
32	03/17/13	237				0	2136	9	237.33	-	237.33	=	0.00	300	784	5.0	4.0	55.56 %

<u><100</u>	<u>100's</u>	<u>125's</u>	<u>150's</u>	<u>175's</u>	<u>200's</u>	<u>225's</u>	<u>250's</u>	<u>275's</u>	<u>300's</u>
			1	1	2	2	1		2
<u><400</u>	<u>400's</u>	<u>450's</u>	<u>500's</u>	<u>550's</u>	<u>600's</u>	<u>650's</u>	<u>700's</u>	<u>750's</u>	<u>800's</u>
						2		1	

Ave of Game 1	Ave of Game 2	Ave of Game 3
211.00	237.33	263.67

High game of **300** on week **2** High series of **784** on week **4** High average of **245.17** after bowling week **4**
 Low game of **170** on week **2** Low series of **665** on week **5** Low average of **229.00** after bowling week **2**



Sunday Morning Threesome

Sunday 9:00 am

Classic Lanes

Lanes 3 - 16

Note: This report includes information through March 17 which is week 32 of 32

Barry Savasta's Bowling Record

Week No.	Bowling Date	Old Ave	---Average Change---			Total	Pins	Gms	New - Old --> +/-			High Game	High Sers	Points Won	Points Lost	%Won		
			-1-	-2-	-3-					=								
1	09/09/12	bk195				0	0	0	-	0.00	=	0.00	0	0			0.00 %	
2	09/16/12	bk195	189	203	167	559	559	3	186.33	-	0.00	=	186.33	203	559	1.5	1.5	50.00 %
3	09/23/12	bk195	164	231	245	640	1199	6	199.83	-	186.33	=	13.50	245	640	4.5	1.5	75.00 %
4	09/30/12	bk195				0	1199	6	199.83	-	199.83	=	0.00	245	640	4.5	1.5	75.00 %
5	09/30/12	bk195				0	1199	6	199.83	-	199.83	=	0.00	245	640	4.5	1.5	75.00 %
6	10/07/12	bk195	132	120	186	438	1637	9	181.89	-	199.83	=	-17.94	245	640	4.5	4.5	50.00 %
7	10/14/12	181				0	1637	9	181.89	-	181.89	=	0.00	245	640	4.5	4.5	50.00 %
8	10/21/12	181	191	215	189	595	2232	12	186.00	-	181.89	=	4.11	245	640	6.5	5.5	54.17 %
9	10/28/12	186				0	2232	12	186.00	-	186.00	=	0.00	245	640	6.5	5.5	54.17 %
10	11/04/12	186				0	2232	12	186.00	-	186.00	=	0.00	245	640	6.5	5.5	54.17 %
11	11/11/12	186				0	2232	12	186.00	-	186.00	=	0.00	245	640	6.5	5.5	54.17 %
12	11/11/12	186				0	2232	12	186.00	-	186.00	=	0.00	245	640	6.5	5.5	54.17 %
13	11/25/12	186				0	2232	12	186.00	-	186.00	=	0.00	245	640	6.5	5.5	54.17 %
14	12/02/12	186				0	2232	12	186.00	-	186.00	=	0.00	245	640	6.5	5.5	54.17 %
15	12/09/12	186	191	256	205	652	2884	15	192.27	-	186.00	=	6.27	256	652	8.5	6.5	56.67 %
16	12/16/12	192				0	2884	15	192.27	-	192.27	=	0.00	256	652	8.5	6.5	56.67 %

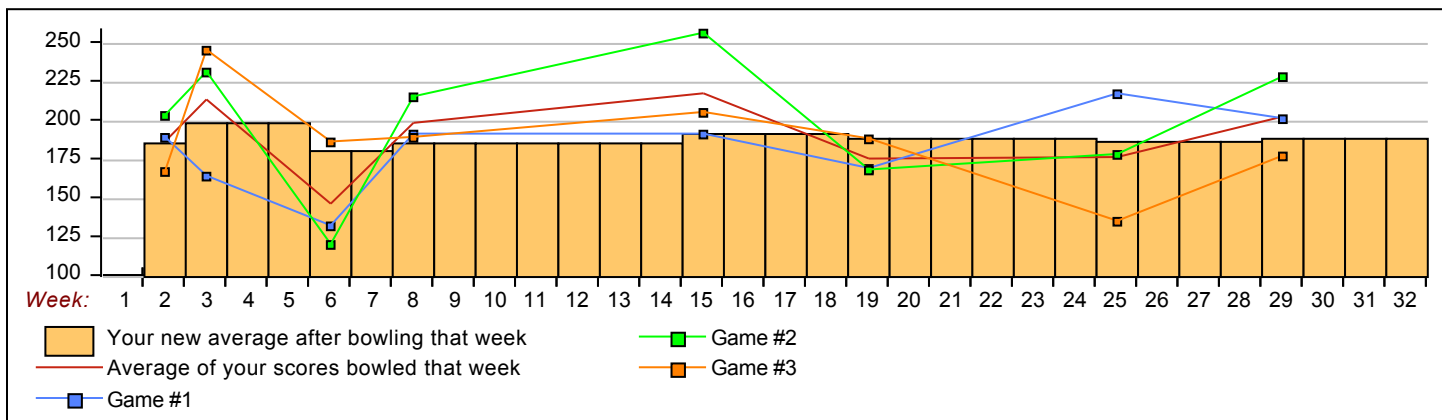
End of 1st part

17	12/23/12	192				0	2884	15	192.27	-	192.27	=	0.00	256	652	8.5	6.5	56.67 %
18	12/30/12	192				0	2884	15	192.27	-	192.27	=	0.00	256	652	8.5	6.5	56.67 %
19	01/06/13	192	169	168	188	525	3409	18	189.39	-	192.27	=	-2.88	256	652	8.5	9.5	47.22 %
20	01/13/13	189				0	3409	18	189.39	-	189.39	=	0.00	256	652	8.5	9.5	47.22 %
21	01/20/13	189				0	3409	18	189.39	-	189.39	=	0.00	256	652	8.5	9.5	47.22 %
22	01/27/13	189				0	3409	18	189.39	-	189.39	=	0.00	256	652	8.5	9.5	47.22 %
23	01/27/13	189				0	3409	18	189.39	-	189.39	=	0.00	256	652	8.5	9.5	47.22 %
24	02/03/13	189				0	3409	18	189.39	-	189.39	=	0.00	256	652	8.5	9.5	47.22 %
25	02/10/13	189	217	178	135	530	3939	21	187.57	-	189.39	=	-1.82	256	652	10.0	11.0	47.62 %
26	02/17/13	187				0	3939	21	187.57	-	187.57	=	0.00	256	652	10.0	11.0	47.62 %
27	02/24/13	187				0	3939	21	187.57	-	187.57	=	0.00	256	652	10.0	11.0	47.62 %
28	02/24/13	187				0	3939	21	187.57	-	187.57	=	0.00	256	652	10.0	11.0	47.62 %
29	03/03/13	187	201	228	177	606	4545	24	189.38	-	187.57	=	1.80	256	652	13.0	11.0	54.17 %
30	03/10/13	189				0	4545	24	189.38	-	189.38	=	0.00	256	652	13.0	11.0	54.17 %
31	03/10/13	189				0	4545	24	189.38	-	189.38	=	0.00	256	652	13.0	11.0	54.17 %
32	03/17/13	189				0	4545	24	189.38	-	189.38	=	0.00	256	652	13.0	11.0	54.17 %

<u><100</u>	<u>100's</u>	<u>125's</u>	<u>150's</u>	<u>175's</u>	<u>200's</u>	<u>225's</u>	<u>250's</u>	<u>275's</u>	<u>300's</u>
	1	2	4	8	5	3	1		
<u><400</u>	<u>400's</u>	<u>450's</u>	<u>500's</u>	<u>550's</u>	<u>600's</u>	<u>650's</u>	<u>700's</u>	<u>750's</u>	<u>800's</u>
	1		2	2	2	1			

Ave of Game 1 **Ave of Game 2** **Ave of Game 3**
 181.75 199.88 186.50

High game of **256** on week **15** High series of **652** on week **15** High average of **199.83** after bowling week **3**
 Low game of **120** on week **6** Low series of **438** on week **6** Low average of **181.89** after bowling week **6**



Sunday Morning Threesome

Sunday 9:00 am

Classic Lanes

Lanes 3 - 16

Note: This report includes information through March 17 which is week 32 of 32

Brandon Phillips's Bowling Record

Week No.	Bowling Date	Old Ave	---Average Change---			Total	Pins	Gms	---Average Change---			High Game	High Sers	Points Won	Points Lost	%Won		
			-1-	-2-	-3-				New	Old	+/-							
1	09/09/12	180				0	0	0	-	0.00	=	0.00	0	0	0.00 %			
2	09/16/12	180				0	0	0	-	0.00	=	0.00	0	0	0.00 %			
3	09/23/12	180				0	0	0	-	0.00	=	0.00	0	0	0.00 %			
4	09/30/12	180				0	0	0	-	0.00	=	0.00	0	0	0.00 %			
5	09/30/12	180				0	0	0	-	0.00	=	0.00	0	0	0.00 %			
6	10/07/12	180				0	0	0	-	0.00	=	0.00	0	0	0.00 %			
7	10/14/12	180				0	0	0	-	0.00	=	0.00	0	0	0.00 %			
8	10/21/12	bk180	267	160	213	640	640	3	213.33	-	0.00	=	213.33	267	640	2.0	1.0	66.67 %
9	10/28/12	bk180				0	640	3	213.33	-	213.33	=	0.00	267	640	2.0	1.0	66.67 %
10	11/04/12	bk180				0	640	3	213.33	-	213.33	=	0.00	267	640	2.0	1.0	66.67 %
11	11/11/12	bk180				0	640	3	213.33	-	213.33	=	0.00	267	640	2.0	1.0	66.67 %
12	11/11/12	bk180				0	640	3	213.33	-	213.33	=	0.00	267	640	2.0	1.0	66.67 %
13	11/25/12	bk180				0	640	3	213.33	-	213.33	=	0.00	267	640	2.0	1.0	66.67 %
14	12/02/12	bk180				0	640	3	213.33	-	213.33	=	0.00	267	640	2.0	1.0	66.67 %
15	12/09/12	bk180				0	640	3	213.33	-	213.33	=	0.00	267	640	2.0	1.0	66.67 %
16	12/16/12	bk180				0	640	3	213.33	-	213.33	=	0.00	267	640	2.0	1.0	66.67 %

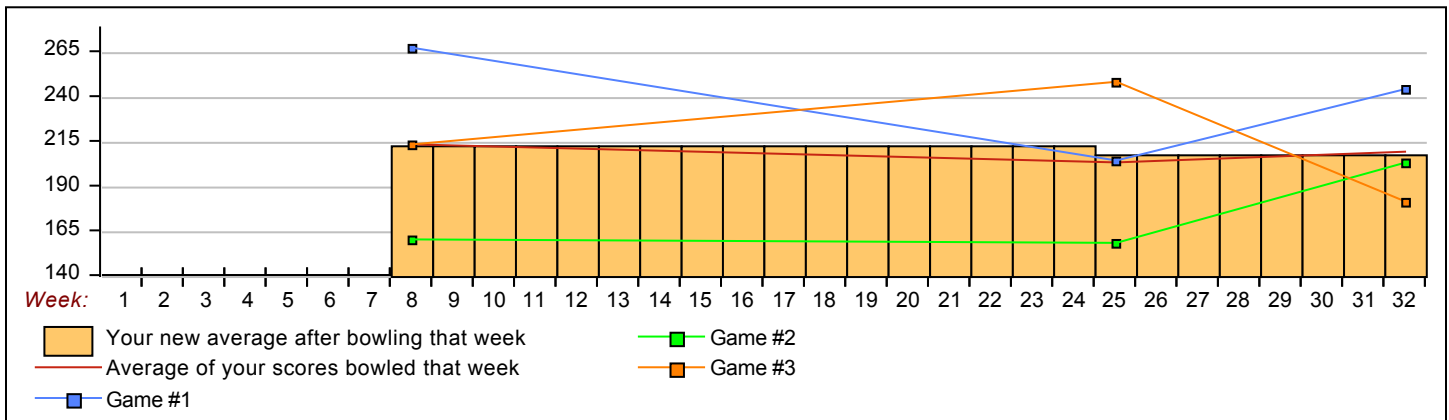
End of 1st part

17	12/23/12	bk180				0	640	3	213.33	-	213.33	=	0.00	267	640	2.0	1.0	66.67 %
18	12/30/12	bk180				0	640	3	213.33	-	213.33	=	0.00	267	640	2.0	1.0	66.67 %
19	01/06/13	bk180				0	640	3	213.33	-	213.33	=	0.00	267	640	2.0	1.0	66.67 %
20	01/13/13	bk180				0	640	3	213.33	-	213.33	=	0.00	267	640	2.0	1.0	66.67 %
21	01/20/13	bk180				0	640	3	213.33	-	213.33	=	0.00	267	640	2.0	1.0	66.67 %
22	01/27/13	bk180				0	640	3	213.33	-	213.33	=	0.00	267	640	2.0	1.0	66.67 %
23	01/27/13	bk180				0	640	3	213.33	-	213.33	=	0.00	267	640	2.0	1.0	66.67 %
24	02/03/13	bk180				0	640	3	213.33	-	213.33	=	0.00	267	640	2.0	1.0	66.67 %
25	02/10/13	bk180	204	158	248	610	1250	6	208.33	-	213.33	=	-5.00	267	640	4.0	2.0	66.67 %
26	02/17/13	bk180				0	1250	6	208.33	-	208.33	=	0.00	267	640	4.0	2.0	66.67 %
27	02/24/13	bk180				0	1250	6	208.33	-	208.33	=	0.00	267	640	4.0	2.0	66.67 %
28	02/24/13	bk180				0	1250	6	208.33	-	208.33	=	0.00	267	640	4.0	2.0	66.67 %
29	03/03/13	bk180				0	1250	6	208.33	-	208.33	=	0.00	267	640	4.0	2.0	66.67 %
30	03/10/13	bk180				0	1250	6	208.33	-	208.33	=	0.00	267	640	4.0	2.0	66.67 %
31	03/10/13	bk180				0	1250	6	208.33	-	208.33	=	0.00	267	640	4.0	2.0	66.67 %
32	03/17/13	bk208	244	203	181	628	1878	9	208.67	-	208.33	=	0.33	267	640	5.0	4.0	55.56 %

<100	100's	125's	150's	175's	200's	225's	250's	275's	300's
			2	1	3	2	1		
<400	400's	450's	500's	550's	600's	650's	700's	750's	800's
					3				

Ave of Game 1	Ave of Game 2	Ave of Game 3
238.33	173.67	214.00

High game of 267 on week 8 High series of 640 on week 8 High average of 213.33 after bowling week 8
 Low game of 158 on week 25 Low series of 610 on week 25 Low average of 208.33 after bowling week 25



Note: This report includes information through March 17 which is week 32 of 32

Kyle Placek's Bowling Record

Week No.	Bowling Date	Old Ave	---Average Change---			Total	Pins	Gms	---Average Change---			High Game	High Sers	Points Won	Points Lost	%Won	
			-1-	-2-	-3-				New	Old	+/-						
1	09/09/12	180				0	0	0	-	0.00	=	0.00	0	0			0.00 %
2	09/16/12	180				0	0	0	-	0.00	=	0.00	0	0			0.00 %
3	09/23/12	180				0	0	0	-	0.00	=	0.00	0	0			0.00 %
4	09/30/12	180				0	0	0	-	0.00	=	0.00	0	0			0.00 %
5	09/30/12	180				0	0	0	-	0.00	=	0.00	0	0			0.00 %
6	10/07/12	180				0	0	0	-	0.00	=	0.00	0	0			0.00 %
7	10/14/12	180				0	0	0	-	0.00	=	0.00	0	0			0.00 %
8	10/21/12	180				0	0	0	-	0.00	=	0.00	0	0			0.00 %
9	10/28/12	180				0	0	0	-	0.00	=	0.00	0	0			0.00 %
10	11/04/12	bk196	220	258	211	689	689	3	229.67	-	0.00	=	229.67	258	689	3.0	100.00 %
11	11/11/12	bk196				0	689	3	229.67	-	229.67	=	0.00	258	689	3.0	100.00 %
12	11/11/12	bk196				0	689	3	229.67	-	229.67	=	0.00	258	689	3.0	100.00 %
13	11/25/12	bk196	229	176	187	592	1281	6	213.50	-	229.67	=	-16.17	258	689	6.0	100.00 %
14	12/02/12	bk196				0	1281	6	213.50	-	213.50	=	0.00	258	689	6.0	100.00 %
15	12/09/12	bk196				0	1281	6	213.50	-	213.50	=	0.00	258	689	6.0	100.00 %
16	12/16/12	bk196				0	1281	6	213.50	-	213.50	=	0.00	258	689	6.0	100.00 %

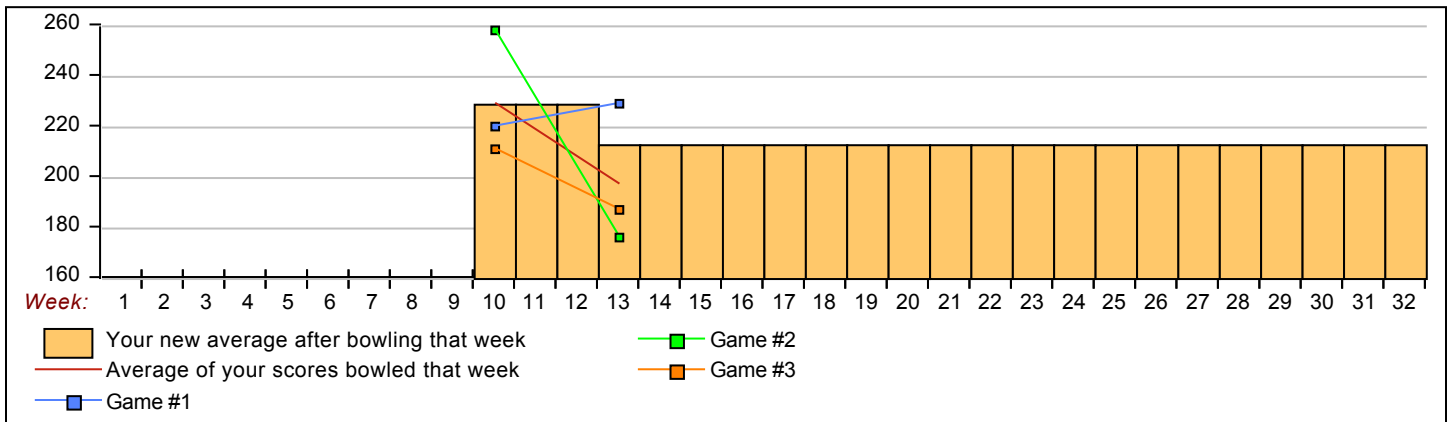
End of 1st part

17	12/23/12	bk196				0	1281	6	213.50	-	213.50	=	0.00	258	689	6.0	100.00 %
18	12/30/12	bk196				0	1281	6	213.50	-	213.50	=	0.00	258	689	6.0	100.00 %
19	01/06/13	bk196				0	1281	6	213.50	-	213.50	=	0.00	258	689	6.0	100.00 %
20	01/13/13	bk196				0	1281	6	213.50	-	213.50	=	0.00	258	689	6.0	100.00 %
21	01/20/13	bk196				0	1281	6	213.50	-	213.50	=	0.00	258	689	6.0	100.00 %
22	01/27/13	bk196				0	1281	6	213.50	-	213.50	=	0.00	258	689	6.0	100.00 %
23	01/27/13	bk196				0	1281	6	213.50	-	213.50	=	0.00	258	689	6.0	100.00 %
24	02/03/13	bk196				0	1281	6	213.50	-	213.50	=	0.00	258	689	6.0	100.00 %
25	02/10/13	bk196				0	1281	6	213.50	-	213.50	=	0.00	258	689	6.0	100.00 %
26	02/17/13	bk196				0	1281	6	213.50	-	213.50	=	0.00	258	689	6.0	100.00 %
27	02/24/13	bk196				0	1281	6	213.50	-	213.50	=	0.00	258	689	6.0	100.00 %
28	02/24/13	bk196				0	1281	6	213.50	-	213.50	=	0.00	258	689	6.0	100.00 %
29	03/03/13	bk196				0	1281	6	213.50	-	213.50	=	0.00	258	689	6.0	100.00 %
30	03/10/13	bk196				0	1281	6	213.50	-	213.50	=	0.00	258	689	6.0	100.00 %
31	03/10/13	bk196				0	1281	6	213.50	-	213.50	=	0.00	258	689	6.0	100.00 %
32	03/17/13	bk196				0	1281	6	213.50	-	213.50	=	0.00	258	689	6.0	100.00 %

<u><100</u>	<u>100's</u>	<u>125's</u>	<u>150's</u>	<u>175's</u>	<u>200's</u>	<u>225's</u>	<u>250's</u>	<u>275's</u>	<u>300's</u>
				2	2	1	1		
<u><400</u>	<u>400's</u>	<u>450's</u>	<u>500's</u>	<u>550's</u>	<u>600's</u>	<u>650's</u>	<u>700's</u>	<u>750's</u>	<u>800's</u>
				1		1			

Ave of Game 1	Ave of Game 2	Ave of Game 3
224.50	217.00	199.00

High game of 258 on week 10 High series of 689 on week 11 High average of 229.67 after bowling week 10
 Low game of 176 on week 13 Low series of 592 on week 13 Low average of 213.50 after bowling week 13



Sunday Morning Threesome

Sunday 9:00 am

Classic Lanes

Lanes 3 - 16

Note: This report includes information through March 17 which is week 32 of 32

Mark Thimm's Bowling Record

Week No.	Bowling Date	Old Ave	---Average Change---			Total	Pins	Gms	---Average Change---			High Game	High Sers	Points Won	Points Lost	%Won		
			-1-	-2-	-3-				New	Old	+/-							
1	09/09/12	180				0	0	0	-	0.00	=	0.00	0	0			0.00 %	
2	09/16/12	180				0	0	0	-	0.00	=	0.00	0	0			0.00 %	
3	09/23/12	180				0	0	0	-	0.00	=	0.00	0	0			0.00 %	
4	09/30/12	180				0	0	0	-	0.00	=	0.00	0	0			0.00 %	
5	09/30/12	180				0	0	0	-	0.00	=	0.00	0	0			0.00 %	
6	10/07/12	180				0	0	0	-	0.00	=	0.00	0	0			0.00 %	
7	10/14/12	180				0	0	0	-	0.00	=	0.00	0	0			0.00 %	
8	10/21/12	180				0	0	0	-	0.00	=	0.00	0	0			0.00 %	
9	10/28/12	180				0	0	0	-	0.00	=	0.00	0	0			0.00 %	
10	11/04/12	180				0	0	0	-	0.00	=	0.00	0	0			0.00 %	
11	11/11/12	bk197	189	231	244	664	664	3	221.33	-	0.00	=	221.33	244	664	2.0	1.0	66.67 %
12	11/11/12	bk197	164	189	220	573	1237	6	206.17	-	221.33	=	-15.17	244	664	4.0	2.0	66.67 %
13	11/25/12	bk197				0	1237	6	206.17	-	206.17	=	0.00	244	664	4.0	2.0	66.67 %
14	12/02/12	bk197				0	1237	6	206.17	-	206.17	=	0.00	244	664	4.0	2.0	66.67 %
15	12/09/12	bk197				0	1237	6	206.17	-	206.17	=	0.00	244	664	4.0	2.0	66.67 %
16	12/16/12	bk197				0	1237	6	206.17	-	206.17	=	0.00	244	664	4.0	2.0	66.67 %

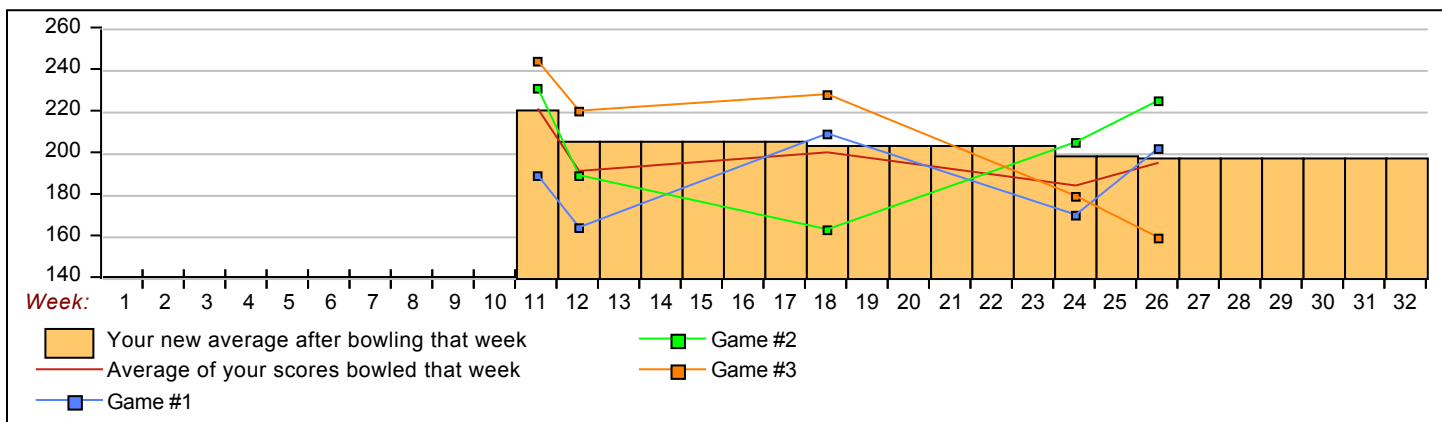
End of 1st part

17	12/23/12	bk197				0	1237	6	206.17	-	206.17	=	0.00	244	664	4.0	2.0	66.67 %
18	12/30/12	bk197	209	163	228	600	1837	9	204.11	-	206.17	=	-2.06	244	664	5.0	4.0	55.56 %
19	01/06/13	204				0	1837	9	204.11	-	204.11	=	0.00	244	664	5.0	4.0	55.56 %
20	01/13/13	204				0	1837	9	204.11	-	204.11	=	0.00	244	664	5.0	4.0	55.56 %
21	01/20/13	204				0	1837	9	204.11	-	204.11	=	0.00	244	664	5.0	4.0	55.56 %
22	01/27/13	204				0	1837	9	204.11	-	204.11	=	0.00	244	664	5.0	4.0	55.56 %
23	01/27/13	204				0	1837	9	204.11	-	204.11	=	0.00	244	664	5.0	4.0	55.56 %
24	02/03/13	204	170	205	179	554	2391	12	199.25	-	204.11	=	-4.86	244	664	7.0	5.0	58.33 %
25	02/10/13	199				0	2391	12	199.25	-	199.25	=	0.00	244	664	7.0	5.0	58.33 %
26	02/17/13	199	202	225	159	586	2977	15	198.47	-	199.25	=	-0.78	244	664	8.0	7.0	53.33 %
27	02/24/13	198				0	2977	15	198.47	-	198.47	=	0.00	244	664	8.0	7.0	53.33 %
28	02/24/13	198				0	2977	15	198.47	-	198.47	=	0.00	244	664	8.0	7.0	53.33 %
29	03/03/13	198				0	2977	15	198.47	-	198.47	=	0.00	244	664	8.0	7.0	53.33 %
30	03/10/13	198				0	2977	15	198.47	-	198.47	=	0.00	244	664	8.0	7.0	53.33 %
31	03/10/13	198				0	2977	15	198.47	-	198.47	=	0.00	244	664	8.0	7.0	53.33 %
32	03/17/13	198				0	2977	15	198.47	-	198.47	=	0.00	244	664	8.0	7.0	53.33 %

<100	100's	125's	150's	175's	200's	225's	250's	275's	300's
			4	3	4	4			
<400	400's	450's	500's	550's	600's	650's	700's	750's	800's
				3	1	1			

Ave of Game 1 **Ave of Game 2** **Ave of Game 3**
 186.80 202.60 206.00

High game of **244** on week **11** High series of **664** on week **11** High average of **221.33** after bowling week **11**
 Low game of **159** on week **26** Low series of **554** on week **24** Low average of **198.47** after bowling week **26**



Sunday Morning Threesome

Sunday 9:00 am

Classic Lanes

Lanes 3 - 16

Note: This report includes information through March 17 which is week 32 of 32

Nate Griffith's Bowling Record

Week No.	Bowling Date	Old Ave	---Average Change---			Total	Pins	Gms	---Average Change---			High Game	High Sers	Points Won	Points Lost	%Won		
			-1-	-2-	-3-				New	Old	+/-							
1	09/09/12	180				0	0	0	-	0.00	=	0.00	0	0			0.00 %	
2	09/16/12	180				0	0	0	-	0.00	=	0.00	0	0			0.00 %	
3	09/23/12	180				0	0	0	-	0.00	=	0.00	0	0			0.00 %	
4	09/30/12	180				0	0	0	-	0.00	=	0.00	0	0			0.00 %	
5	09/30/12	180				0	0	0	-	0.00	=	0.00	0	0			0.00 %	
6	10/07/12	180				0	0	0	-	0.00	=	0.00	0	0			0.00 %	
7	10/14/12	180				0	0	0	-	0.00	=	0.00	0	0			0.00 %	
8	10/21/12	180				0	0	0	-	0.00	=	0.00	0	0			0.00 %	
9	10/28/12	180				0	0	0	-	0.00	=	0.00	0	0			0.00 %	
10	11/04/12	180				0	0	0	-	0.00	=	0.00	0	0			0.00 %	
11	11/11/12	180				0	0	0	-	0.00	=	0.00	0	0			0.00 %	
12	11/11/12	180				0	0	0	-	0.00	=	0.00	0	0			0.00 %	
13	11/25/12	180				0	0	0	-	0.00	=	0.00	0	0			0.00 %	
14	12/02/12	bk212	172	236	186	594	594	3	198.00	-	0.00	=	198.00	236	594	1.0	2.0	33.33 %
15	12/09/12	bk212				0	594	3	198.00	-	198.00	=	0.00	236	594	1.0	2.0	33.33 %
16	12/16/12	bk212				0	594	3	198.00	-	198.00	=	0.00	236	594	1.0	2.0	33.33 %

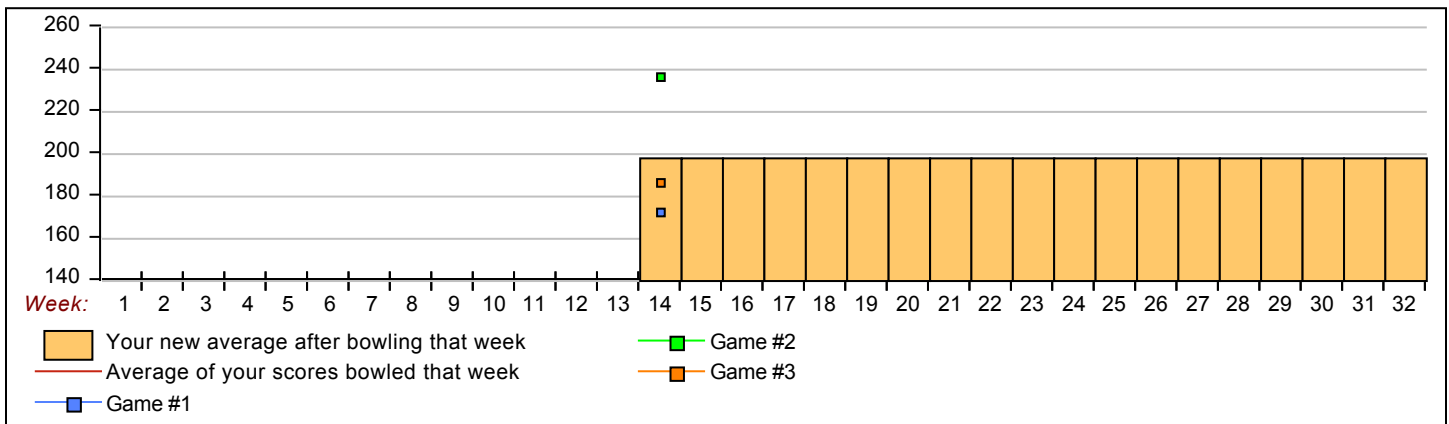
End of 1st part

17	12/23/12	bk212				0	594	3	198.00	-	198.00	=	0.00	236	594	1.0	2.0	33.33 %
18	12/30/12	bk212				0	594	3	198.00	-	198.00	=	0.00	236	594	1.0	2.0	33.33 %
19	01/06/13	bk212				0	594	3	198.00	-	198.00	=	0.00	236	594	1.0	2.0	33.33 %
20	01/13/13	bk212				0	594	3	198.00	-	198.00	=	0.00	236	594	1.0	2.0	33.33 %
21	01/20/13	bk212				0	594	3	198.00	-	198.00	=	0.00	236	594	1.0	2.0	33.33 %
22	01/27/13	bk212				0	594	3	198.00	-	198.00	=	0.00	236	594	1.0	2.0	33.33 %
23	01/27/13	bk212				0	594	3	198.00	-	198.00	=	0.00	236	594	1.0	2.0	33.33 %
24	02/03/13	bk212				0	594	3	198.00	-	198.00	=	0.00	236	594	1.0	2.0	33.33 %
25	02/10/13	bk212				0	594	3	198.00	-	198.00	=	0.00	236	594	1.0	2.0	33.33 %
26	02/17/13	bk212				0	594	3	198.00	-	198.00	=	0.00	236	594	1.0	2.0	33.33 %
27	02/24/13	bk212				0	594	3	198.00	-	198.00	=	0.00	236	594	1.0	2.0	33.33 %
28	02/24/13	bk212				0	594	3	198.00	-	198.00	=	0.00	236	594	1.0	2.0	33.33 %
29	03/03/13	bk212				0	594	3	198.00	-	198.00	=	0.00	236	594	1.0	2.0	33.33 %
30	03/10/13	bk212				0	594	3	198.00	-	198.00	=	0.00	236	594	1.0	2.0	33.33 %
31	03/10/13	bk212				0	594	3	198.00	-	198.00	=	0.00	236	594	1.0	2.0	33.33 %
32	03/17/13	bk212				0	594	3	198.00	-	198.00	=	0.00	236	594	1.0	2.0	33.33 %

<100	100's	125's	150's	175's	200's	225's	250's	275's	300's
			1	1		1			
<400	400's	450's	500's	550's	600's	650's	700's	750's	800's
				1					

Ave of Game 1	Ave of Game 2	Ave of Game 3
172.00	236.00	186.00

High game of 236 on week 14 High series of 594 on week 14 High average of 198.00 after bowling week 14
 Low game of 172 on week 14 Low series of 594 on week 14 Low average of 198.00 after bowling week 14



Sunday Morning Threesome

Sunday 9:00 am

Classic Lanes

Lanes 3 - 16

Note: This report includes information through March 17 which is week 32 of 32

Robert M. Petroff's Bowling Record

Week No.	Bowling Date	Old Ave	---Average Change---			Total	Pins	Gms	New - Old --> +/-			High Game	High Sers	Points Won	Points Lost	%Won
			-1-	-2-	-3-											
1	09/09/12	147	149	136	157	442	442	3	147.33	- 0.00	= 147.33	157	442	1.0	2.0	33.33 %
2	09/16/12	147	a127	a127	a127	381	442	3	147.33	- 147.33	= 0.00	157	442	1.0	2.0	33.33 %
3	09/23/12	147	223	267	171	661	1103	6	183.83	- 147.33	= 36.50	267	661	4.0	2.0	66.67 %
4	09/30/12	183	162	181	166	509	1612	9	179.11	- 183.83	= -4.72	267	661	5.0	4.0	55.56 %
5	09/30/12	179	190	146	159	495	2107	12	175.58	- 179.11	= -3.53	267	661	5.5	6.5	45.83 %
6	10/07/12	175				0	2107	12	175.58	- 175.58	= 0.00	267	661	5.5	6.5	45.83 %
7	10/14/12	175	a155	a155	a155	465	2107	12	175.58	- 175.58	= 0.00	267	661	5.5	6.5	45.83 %
8	10/21/12	175				0	2107	12	175.58	- 175.58	= 0.00	267	661	5.5	6.5	45.83 %
9	10/28/12	175				0	2107	12	175.58	- 175.58	= 0.00	267	661	5.5	6.5	45.83 %
10	11/04/12	175				0	2107	12	175.58	- 175.58	= 0.00	267	661	5.5	6.5	45.83 %
11	11/11/12	175				0	2107	12	175.58	- 175.58	= 0.00	267	661	5.5	6.5	45.83 %
12	11/11/12	175				0	2107	12	175.58	- 175.58	= 0.00	267	661	5.5	6.5	45.83 %
13	11/25/12	175				0	2107	12	175.58	- 175.58	= 0.00	267	661	5.5	6.5	45.83 %
14	12/02/12	175				0	2107	12	175.58	- 175.58	= 0.00	267	661	5.5	6.5	45.83 %
15	12/09/12	175				0	2107	12	175.58	- 175.58	= 0.00	267	661	5.5	6.5	45.83 %
16	12/16/12	175				0	2107	12	175.58	- 175.58	= 0.00	267	661	5.5	6.5	45.83 %

End of 1st part

17	12/23/12	175				0	2107	12	175.58	- 175.58	= 0.00	267	661	5.5	6.5	45.83 %
18	12/30/12	175				0	2107	12	175.58	- 175.58	= 0.00	267	661	5.5	6.5	45.83 %
19	01/06/13	175				0	2107	12	175.58	- 175.58	= 0.00	267	661	5.5	6.5	45.83 %
20	01/13/13	175				0	2107	12	175.58	- 175.58	= 0.00	267	661	5.5	6.5	45.83 %
21	01/20/13	175				0	2107	12	175.58	- 175.58	= 0.00	267	661	5.5	6.5	45.83 %
22	01/27/13	175				0	2107	12	175.58	- 175.58	= 0.00	267	661	5.5	6.5	45.83 %
23	01/27/13	175				0	2107	12	175.58	- 175.58	= 0.00	267	661	5.5	6.5	45.83 %
24	02/03/13	175				0	2107	12	175.58	- 175.58	= 0.00	267	661	5.5	6.5	45.83 %
25	02/10/13	175				0	2107	12	175.58	- 175.58	= 0.00	267	661	5.5	6.5	45.83 %
26	02/17/13	175				0	2107	12	175.58	- 175.58	= 0.00	267	661	5.5	6.5	45.83 %
27	02/24/13	175				0	2107	12	175.58	- 175.58	= 0.00	267	661	5.5	6.5	45.83 %
28	02/24/13	175				0	2107	12	175.58	- 175.58	= 0.00	267	661	5.5	6.5	45.83 %
29	03/03/13	175				0	2107	12	175.58	- 175.58	= 0.00	267	661	5.5	6.5	45.83 %
30	03/10/13	175				0	2107	12	175.58	- 175.58	= 0.00	267	661	5.5	6.5	45.83 %
31	03/10/13	175				0	2107	12	175.58	- 175.58	= 0.00	267	661	5.5	6.5	45.83 %
32	03/17/13	175				0	2107	12	175.58	- 175.58	= 0.00	267	661	5.5	6.5	45.83 %

<100	100's	125's	150's	175's	200's	225's	250's	275's	300's
		3	5	2	1		1		
<400	400's	450's	500's	550's	600's	650's	700's	750's	800's
	1	1	1			1			

Ave of Game 1	Ave of Game 2	Ave of Game 3
181.00	182.50	163.25

High game of **267** on week **3** High series of **661** on week **3** High average of **183.83** after bowling week **3**
 Low game of **136** on week **1** Low series of **442** on week **1** Low average of **147.33** after bowling week **1**

