

Sunday 9:00 am

**Classic Lanes**

Lanes 3 - 16

Note: This report includes information through March 17 which is week 32 of 32

**Team 1: Pomp's Tire Service Inc**

Name	Pins	Gms	True Average	Book Ave	High Game	High Sers	Points Won	Points Lost	%Won
Guida, John	20130	93	216.45	220	299	743	43.0	50.0	46.24 %
Guida Sr, Nick	17686	90	196.51	204	269	693	45.0	45.0	50.00 %
Secora Jr, John	18987	90	210.97	210	278	717	46.0	44.0	51.11 %
Schwalbach, Jeff	2283	12	190.25	216	238	628	4.5	7.5	37.50 %

**Team History**

Week No.	Bowling Date	Opp. Team	-1-	-2-	-3-	Total	Last Wk WON	Last Wk Lost	Points Won	Points Lost	Year-To-Date WON	Y-T-D LOST	High Game	High Sers
1	09/09/12	2	514	<b>594</b>	<b>564</b>	1672	7	9	7	9	7	9	594	1672
2	09/16/12	16	<b>604</b>	<b>635</b>	<b>576</b>	<b>1815</b>	10	6	17	15	17	15	635	1815
3	09/23/12	6	541	590	<b>651</b>	1782	3	13	20	28	20	28	651	1815
4	09/30/12	10	606	<b>740</b>	613	<b>1959</b>	13	3	33	31	33	31	740	1959
5	09/30/12	13	<b>659</b>	<b>648</b>	618	<b>1925</b>	11	5	44	36	44	36	740	1959
6	10/07/12	4	<b>607</b>	<b>654</b>	<b>584</b>	<b>1845</b>	6	10	50	46	50	46	740	1959
7	10/14/12	8	<b>645</b>	625	<b>671</b>	<b>1941</b>	10	6	60	52	60	52	740	1959
8	10/21/12	11	<b>727</b>	<b>653</b>	534	<b>1914</b>	9	7	69	59	69	59	740	1959
9	10/28/12	14	<b>643</b>	664	<b>667</b>	<b>1974</b>	9	7	78	66	78	66	740	1974
10	11/04/12	12	<b>504</b>	<b>573</b>	<b>567</b>	<b>1644</b>	10	6	88	72	88	72	740	1974
11	11/11/12	9	571	<b>708</b>	575	<b>1854</b>	8	8	96	80	96	80	740	1974
12	11/11/12	5	599	<b>561</b>	<b>666</b>	<b>1826</b>	10	6	106	86	106	86	740	1974
13	11/25/12	15	<b>675</b>	<b>667</b>	<b>609</b>	<b>1951</b>	12	4	118	90	118	90	740	1974
14	12/02/12	7	<b>566</b>	<b>674</b>	553	<b>1793</b>	6	10	124	100	124	100	740	1974
15	12/09/12	3	680	629	576	1885	2	14	126	114	126	114	740	1974
16	12/16/12	15	546	634	656	1836	3	13	129	127	129	127	740	1974

**End of 1st part**

17	12/23/12	12	648	<b>659</b>	<b>583</b>	<b>1890</b>	7	9	7	9	136	136	740	1974
18	12/30/12	10	<b>642</b>	<b>654</b>	523	1819	5 ½	10 ½	12 ½	19 ½	141 ½	146 ½	740	1974
19	01/06/12	14	588	<b>645</b>	<b>631</b>	1864	9	7	21 ½	26 ½	150 ½	153 ½	740	1974
20	01/13/13	6	<b>545</b>	<b>704</b>	608	<b>1857</b>	5	11	26 ½	37 ½	155 ½	164 ½	740	1974
21	01/20/13	5	615	616	<b>609</b>	1840	3	13	29 ½	50 ½	158 ½	177 ½	740	1974
22	01/27/13	11	<b>671</b>	<b>621</b>	<b>591</b>	<b>1883</b>	8	8	37 ½	58 ½	166 ½	185 ½	740	1974
23	01/27/13	5	<b>629</b>	638	<b>571</b>	<b>1838</b>	6	10	43 ½	68 ½	172 ½	195 ½	740	1974
24	02/03/13	7	<b>656</b>	<b>630</b>	<b>641</b>	<b>1927</b>	9	7	52 ½	75 ½	181 ½	202 ½	740	1974
25	02/10/13	13	<b>662</b>	<b>610</b>	510	<b>1782</b>	8 ½	7 ½	61	83	190	210	740	1974
26	02/17/13	10	<b>676</b>	<b>726</b>	<b>655</b>	<b>2057</b>	11	5	72	88	201	215	740	2057
27	02/24/13	4	575	548	<b>681</b>	<b>1804</b>	7	9	79	97	208	224	740	2057
28	02/24/13	9	<b>663</b>	593	615	1871	7	9	86	106	215	233	740	2057
29	03/03/13	8	635	<b>564</b>	<b>646</b>	<b>1845</b>	7	9	93	115	222	242	740	2057
30	03/10/13	2	593	<b>672</b>	<b>668</b>	<b>1933</b>	10	6	103	121	232	248	740	2057
31	03/10/13	3	538	<b>672</b>	<b>697</b>	<b>1907</b>	10	6	113	127	242	254	740	2057
32	03/17/13	10	<b>589</b>	<b>683</b>	<b>611</b>	<b>1883</b>	12	4	125	131	254	258	740	2057

# Sunday Morning Threesome

Sunday 9:00 am

Classic Lanes

Lanes 3 - 16

Note: This report includes information through March 17 which is week 32 of 32

## John Guida's Bowling Record - Team 1: Pomp's Tire Service Inc

Week No.	Bowling Date	Old Ave	---Average Change---			Total	Pins	Gms	New - Old --> +/-			High Game	High Sers	Points Won	Points Lost	%Won
			-1-	-2-	-3-											
1	09/09/12	bk220	159	156	<b>226</b>	541	541	3	180.33	- 0.00	= 180.33	226	541	1.0	2.0	33.33 %
2	09/16/12	bk220	199	<b>247</b>	240	686	1227	6	204.50	- 180.33	= 24.17	247	686	2.0	4.0	33.33 %
3	09/23/12	bk220	188	214	<b>256</b>	658	1885	9	209.44	- 204.50	= 4.94	256	686	3.0	6.0	33.33 %
4	09/30/12	209	<b>225</b>	<b>289</b>	<b>208</b>	722	2607	12	217.25	- 209.44	= 7.81	289	722	6.0	6.0	50.00 %
5	09/30/12	217	201	<b>263</b>	<b>267</b>	731	3338	15	222.53	- 217.25	= 5.28	289	731	8.0	7.0	53.33 %
6	10/07/12	222	224	174	<b>194</b>	592	3930	18	218.33	- 222.53	= -4.20	289	731	9.0	9.0	50.00 %
7	10/14/12	218	<b>242</b>	213	219	674	4604	21	219.24	- 218.33	= 0.90	289	731	10.0	11.0	47.62 %
8	10/21/12	219	<b>201</b>	<b>257</b>	174	632	5236	24	218.17	- 219.24	= -1.07	289	731	12.0	12.0	50.00 %
9	10/28/12	218	<b>238</b>	<b>269</b>	228	735	5971	27	221.15	- 218.17	= 2.98	289	735	14.0	13.0	51.85 %
10	11/04/12	221	<b>172</b>	191	<b>204</b>	567	6538	30	217.93	- 221.15	= -3.21	289	735	16.0	14.0	53.33 %
11	11/11/12	217	<b>200</b>	<b>258</b>	<b>216</b>	674	7212	33	218.55	- 217.93	= 0.61	289	735	19.0	14.0	57.58 %
12	11/11/12	218	<b>212</b>	168	<b>224</b>	604	7816	36	217.11	- 218.55	= -1.43	289	735	21.0	15.0	58.33 %
13	11/25/12	217	<b>247</b>	<b>269</b>	<b>213</b>	729	8545	39	219.10	- 217.11	= 1.99	289	735	24.0	15.0	61.54 %
14	12/02/12	219	215	<b>254</b>	205	674	9219	42	219.50	- 219.10	= 0.40	289	735	25.0	17.0	59.52 %
15	12/09/12	219	217	204	207	628	9847	45	218.82	- 219.50	= -0.68	289	735	25.0	20.0	55.56 %
16	12/16/12	218	166	225	214	605	10452	48	217.75	- 218.82	= -1.07	289	735	25.0	23.0	52.08 %

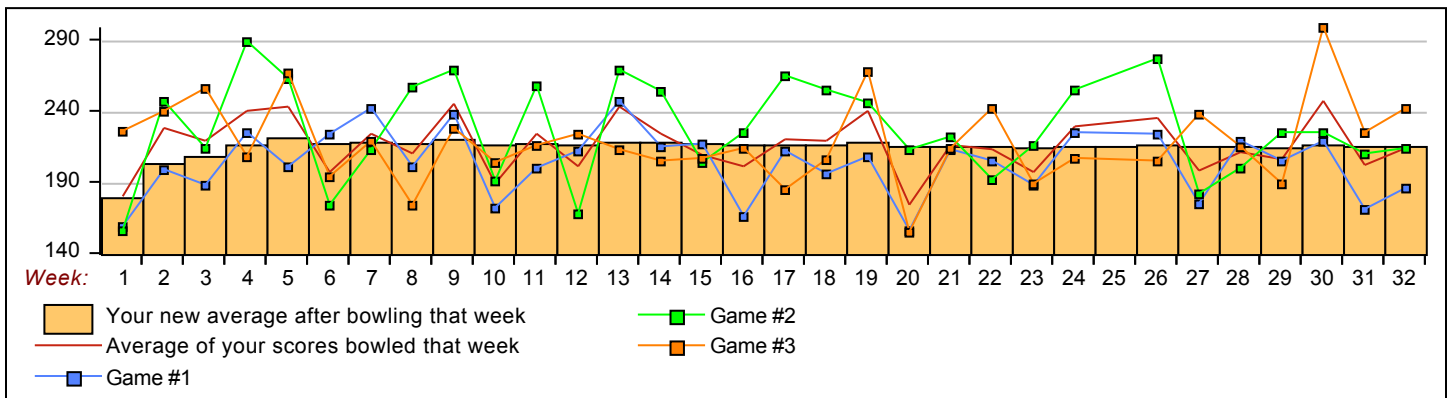
### End of 1st part

17	12/23/12	217	212	<b>265</b>	185	662	11114	51	217.92	- 217.75	= 0.17	289	735	26.0	25.0	50.98 %
18	12/30/12	217	196	255	<b>206</b>	657	11771	54	217.98	- 217.92	= 0.06	289	735	27.0	27.0	50.00 %
19	01/06/13	217	208	<b>246</b>	<b>268</b>	722	12493	57	219.18	- 217.98	= 1.19	289	735	29.0	28.0	50.88 %
20	01/13/13	219	156	213	155	524	13017	60	216.95	- 219.18	= -2.23	289	735	29.0	31.0	48.33 %
21	01/20/13	216	213	222	214	649	13666	63	216.92	- 216.95	= -0.03	289	735	29.0	34.0	46.03 %
22	01/27/13	216	205	192	<b>242</b>	639	14305	66	216.74	- 216.92	= -0.18	289	735	30.0	36.0	45.45 %
23	01/27/13	216	<b>188</b>	216	189	593	14898	69	215.91	- 216.74	= -0.83	289	735	31.0	38.0	44.93 %
24	02/03/13	215	225	<b>255</b>	207	687	15585	72	216.46	- 215.91	= 0.55	289	735	32.0	40.0	44.44 %
25	02/10/13	216				0	15585	72	216.46	- 216.46	= 0.00	289	735	32.0	40.0	44.44 %
26	02/17/13	216	<b>224</b>	<b>277</b>	205	706	16291	75	217.21	- 216.46	= 0.75	289	735	34.0	41.0	45.33 %
27	02/24/13	217	175	182	<b>238</b>	595	16886	78	216.49	- 217.21	= -0.73	289	735	35.0	43.0	44.87 %
28	02/24/13	216	219	200	215	634	17520	81	216.30	- 216.49	= -0.19	289	735	35.0	46.0	43.21 %
29	03/03/13	216	205	<b>225</b>	<b>189</b>	619	18139	84	215.94	- 216.30	= -0.36	289	735	37.0	47.0	44.05 %
30	03/10/13	215	219	<b>225</b>	<b>299</b>	743	18882	87	217.03	- 215.94	= 1.09	299	743	39.0	48.0	44.83 %
31	03/10/13	217	171	<b>210</b>	<b>225</b>	606	19488	90	216.53	- 217.03	= -0.50	299	743	41.0	49.0	45.56 %
32	03/17/13	216	186	<b>214</b>	<b>242</b>	642	20130	93	216.45	- 216.53	= -0.08	299	743	43.0	50.0	46.24 %

<100	100's	125's	150's	175's	200's	225's	250's	275's	300's
			10	13	38	17	12	3	
<400	400's	450's	500's	550's	600's	650's	700's	750's	800's
			2	4	10	8	7		

<b>Ave of Game 1</b>	<b>Ave of Game 2</b>	<b>Ave of Game 3</b>
203.48	227.35	218.52

High game of **299** on week **30** High series of **743** on week **30** High average of **222.53** after bowling week **5**  
 Low game of **155** on week **20** Low series of **524** on week **20** Low average of **180.33** after bowling week **1**



# Sunday Morning Threesome

Sunday 9:00 am

Classic Lanes

Lanes 3 - 16

Note: This report includes information through March 17 which is week 32 of 32

## Nick Guida's Bowling Record - Team 1: Pomp's Tire Service Inc

Week No.	Bowling Date	Old Ave	---Average Change---			Total	Pins	Gms	New - Old --> +/-			High Game	High Sers	Points Won	Points Lost	%Won
			-1-	-2-	-3-											
1	09/09/12	bk204	193	246	176	615	615	3	205.00	- 0.00	= 205.00	246	615	1.0	2.0	33.33 %
2	09/16/12	bk204	159	195	174	528	1143	6	190.50	- 205.00	= -14.50	246	615	3.0	3.0	50.00 %
3	09/23/12	bk204	205	206	215	626	1769	9	196.56	- 190.50	= 6.06	246	626	3.0	6.0	33.33 %
4	09/30/12	196	186	173	168	527	2296	12	191.33	- 196.56	= -5.22	246	626	4.0	8.0	33.33 %
5	09/30/12	191	211	167	180	558	2854	15	190.27	- 191.33	= -1.07	246	626	6.0	9.0	40.00 %
6	10/07/12	190	167	247	191	605	3459	18	192.17	- 190.27	= 1.90	247	626	7.0	11.0	38.89 %
7	10/14/12	192	189	197	216	602	4061	21	193.38	- 192.17	= 1.21	247	626	10.0	11.0	47.62 %
8	10/21/12	193	269	237	187	693	4754	24	198.08	- 193.38	= 4.70	269	693	12.0	12.0	50.00 %
9	10/28/12	198	193	158	201	552	5306	27	196.52	- 198.08	= -1.56	269	693	12.0	15.0	44.44 %
10	11/04/12	196	172	191	205	568	5874	30	195.80	- 196.52	= -0.72	269	693	14.0	16.0	46.67 %
11	11/11/12	195	183	234	178	595	6469	33	196.03	- 195.80	= 0.23	269	693	15.0	18.0	45.45 %
12	11/11/12	196	161	138	216	515	6984	36	194.00	- 196.03	= -2.03	269	693	16.0	20.0	44.44 %
13	11/25/12	194	209	154	168	531	7515	39	192.69	- 194.00	= -1.31	269	693	16.0	23.0	41.03 %
14	12/02/12	192	176	203	153	532	8047	42	191.60	- 192.69	= -1.10	269	693	18.0	24.0	42.86 %
15	12/09/12	191	226	213	153	592	8639	45	191.98	- 191.60	= 0.38	269	693	19.0	26.0	42.22 %
16	12/16/12	191	187	186	197	570	9209	48	191.85	- 191.98	= -0.12	269	693	20.0	28.0	41.67 %

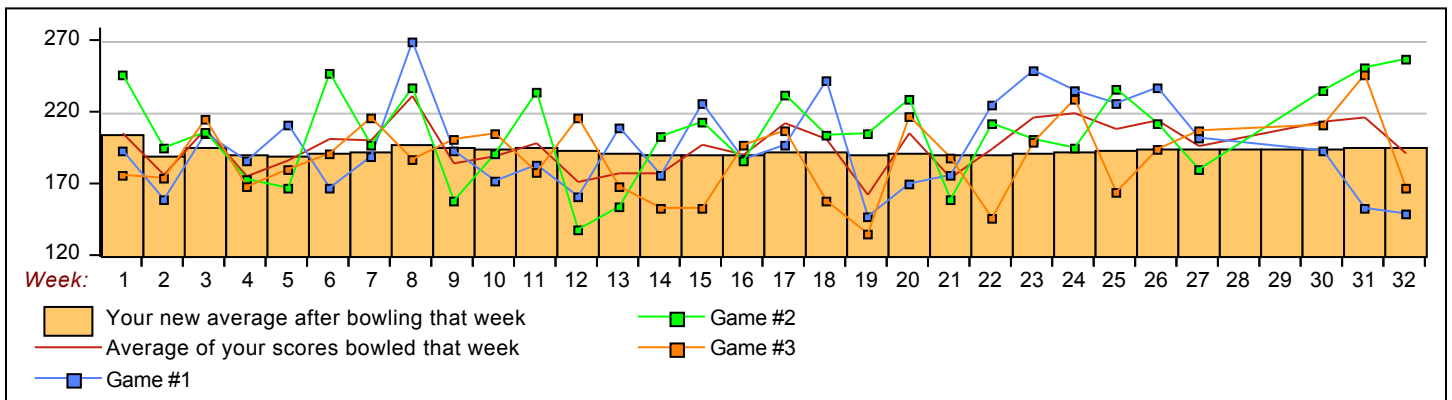
## End of 1st part

17	12/23/12	191	197	232	207	636	9845	51	193.04	- 191.85	= 1.19	269	693	22.0	29.0	43.14 %
18	12/30/12	193	242	204	158	604	10449	54	193.50	- 193.04	= 0.46	269	693	24.0	30.0	44.44 %
19	01/06/13	193	147	205	135	487	10936	57	191.86	- 193.50	= -1.64	269	693	25.0	32.0	43.86 %
20	01/13/13	191	170	229	217	616	11552	60	192.53	- 191.86	= 0.67	269	693	26.0	34.0	43.33 %
21	01/20/13	192	176	159	188	523	12075	63	191.67	- 192.53	= -0.87	269	693	26.0	37.0	41.27 %
22	01/27/13	191	225	212	146	583	12658	66	191.79	- 191.67	= 0.12	269	693	28.0	38.0	42.42 %
23	01/27/13	191	249	201	199	649	13307	69	192.86	- 191.79	= 1.07	269	693	31.0	38.0	44.93 %
24	02/03/13	192	235	195	229	659	13966	72	193.97	- 192.86	= 1.12	269	693	34.0	38.0	47.22 %
25	02/10/13	193	226	236	164	626	14592	75	194.56	- 193.97	= 0.59	269	693	36.0	39.0	48.00 %
26	02/17/13	194	237	212	194	643	15235	78	195.32	- 194.56	= 0.76	269	693	39.0	39.0	50.00 %
27	02/24/13	195	202	180	207	589	15824	81	195.36	- 195.32	= 0.04	269	693	41.0	40.0	50.62 %
28	02/24/13	195				0	15824	81	195.36	- 195.36	= 0.00	269	693	41.0	40.0	50.62 %
29	03/03/13	195				0	15824	81	195.36	- 195.36	= 0.00	269	693	41.0	40.0	50.62 %
30	03/10/13	195	193	235	211	639	16463	84	195.99	- 195.36	= 0.63	269	693	43.0	41.0	51.19 %
31	03/10/13	195	153	251	246	650	17113	87	196.70	- 195.99	= 0.71	269	693	45.0	42.0	51.72 %
32	03/17/13	196	149	257	167	573	17686	90	196.51	- 196.70	= -0.19	269	693	45.0	45.0	50.00 %

<100	100's	125's	150's	175's	200's	225's	250's	275's	300's
		5	19	25	21	17	3		
<400	400's	450's	500's	550's	600's	650's	700's	750's	800's
		1	6	9	11	3			

Ave of Game 1	Ave of Game 2	Ave of Game 3
196.23	205.10	188.20

High game of 269 on week 8 High series of 693 on week 8 High average of 205.00 after bowling week 1  
 Low game of 135 on week 19 Low series of 487 on week 19 Low average of 190.27 after bowling week 5



# Sunday Morning Threesome

Sunday 9:00 am

Classic Lanes

Lanes 3 - 16

Note: This report includes information through March 17 which is week 32 of 32

## John Secora Jr's Bowling Record - Team 1: Pomp's Tire Service Inc

Week No.	Bowling Date	Old Ave	---Average Change---			Total	Pins	Gms	New - Old --> +/-			High Game	High Sers	Points Won	Points Lost	%Won
			-1-	-2-	-3-											
1	09/09/12	bk210	162	192	162	516	516	3	172.00	- 0.00	= 172.00	192	516	1.0	2.0	33.33 %
2	09/16/12	bk210	246	193	162	601	1117	6	186.17	- 172.00	= 14.17	246	601	3.0	3.0	50.00 %
3	09/23/12	bk210				0	1117	6	186.17	- 186.17	= 0.00	246	601	3.0	3.0	50.00 %
4	09/30/12	bk210	195	278	237	710	1827	9	203.00	- 186.17	= 16.83	278	710	5.0	4.0	55.56 %
5	09/30/12	203	247	218	171	636	2463	12	205.25	- 203.00	= 2.25	278	710	7.0	5.0	58.33 %
6	10/07/12	205	216	233	199	648	3111	15	207.40	- 205.25	= 2.15	278	710	9.0	6.0	60.00 %
7	10/14/12	207	214	215	236	665	3776	18	209.78	- 207.40	= 2.38	278	710	10.0	8.0	55.56 %
8	10/21/12	209	257	159	173	589	4365	21	207.86	- 209.78	= -1.92	278	710	11.0	10.0	52.38 %
9	10/28/12	207	212	237	238	687	5052	24	210.50	- 207.86	= 2.64	278	710	14.0	10.0	58.33 %
10	11/04/12	210	160	191	158	509	5561	27	205.96	- 210.50	= -4.54	278	710	16.0	11.0	59.26 %
11	11/11/12	205	188	216	181	585	6146	30	204.87	- 205.96	= -1.10	278	710	18.0	12.0	60.00 %
12	11/11/12	204	226	255	226	707	6853	33	207.67	- 204.87	= 2.80	278	710	20.0	13.0	60.61 %
13	11/25/12	207	219	244	228	691	7544	36	209.56	- 207.67	= 1.89	278	710	22.0	14.0	61.11 %
14	12/02/12	209	175	217	195	587	8131	39	208.49	- 209.56	= -1.07	278	710	23.0	16.0	58.97 %
15	12/09/12	208	237	212	216	665	8796	42	209.43	- 208.49	= 0.94	278	710	24.0	18.0	57.14 %
16	12/16/12	209	193	223	245	661	9457	45	210.16	- 209.43	= 0.73	278	710	26.0	19.0	57.78 %

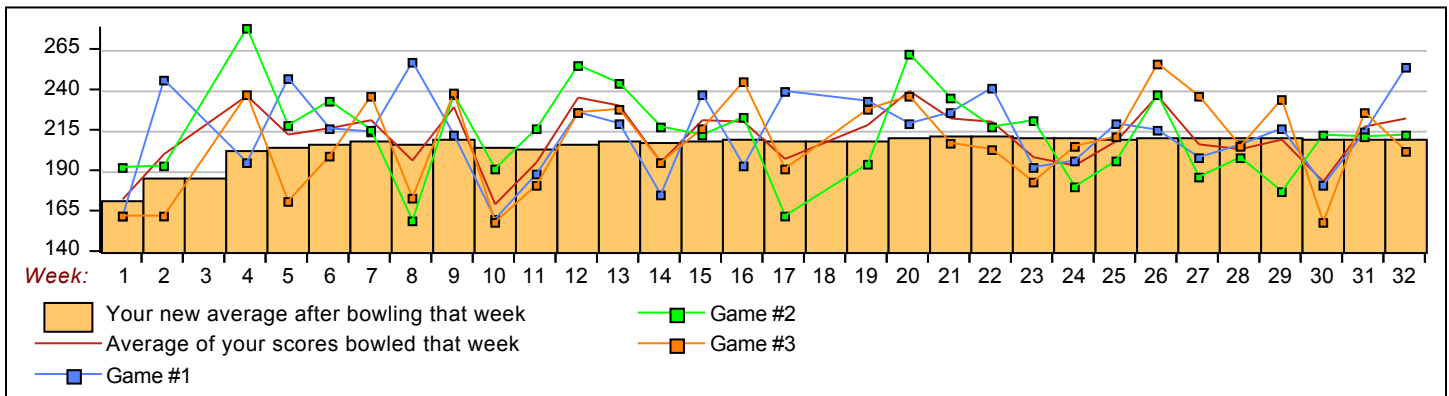
## End of 1st part

17	12/23/12	210	239	162	191	592	10049	48	209.35	- 210.16	= -0.80	278	710	27.0	21.0	56.25 %
18	12/30/12	209				0	10049	48	209.35	- 209.35	= 0.00	278	710	27.0	21.0	56.25 %
19	01/06/13	209	233	194	228	655	10704	51	209.88	- 209.35	= 0.53	278	710	28.0	23.0	54.90 %
20	01/13/13	209	219	262	236	717	11421	54	211.50	- 209.88	= 1.62	278	717	30.0	24.0	55.56 %
21	01/20/13	211	226	235	207	668	12089	57	212.09	- 211.50	= 0.59	278	717	33.0	24.0	57.89 %
22	01/27/13	212	241	217	203	661	12750	60	212.50	- 212.09	= 0.41	278	717	35.0	25.0	58.33 %
23	01/27/13	212	192	221	183	596	13346	63	211.84	- 212.50	= -0.66	278	717	35.0	28.0	55.56 %
24	02/03/13	211	196	180	205	581	13927	66	211.02	- 211.84	= -0.83	278	717	35.0	31.0	53.03 %
25	02/10/13	211	219	196	211	626	14553	69	210.91	- 211.02	= -0.10	278	717	35.0	34.0	50.72 %
26	02/17/13	210	215	237	256	708	15261	72	211.96	- 210.91	= 1.05	278	717	36.0	36.0	50.00 %
27	02/24/13	211	198	186	236	620	15881	75	211.75	- 211.96	= -0.21	278	717	38.0	37.0	50.67 %
28	02/24/13	211	206	198	205	609	16490	78	211.41	- 211.75	= -0.34	278	717	39.0	39.0	50.00 %
29	03/03/13	211	216	177	234	627	17117	81	211.32	- 211.41	= -0.09	278	717	41.0	40.0	50.62 %
30	03/10/13	211	181	212	158	551	17668	84	210.33	- 211.32	= -0.99	278	717	42.0	42.0	50.00 %
31	03/10/13	210	214	211	226	651	18319	87	210.56	- 210.33	= 0.23	278	717	43.0	44.0	49.43 %
32	03/17/13	210	254	212	202	668	18987	90	210.97	- 210.56	= 0.40	278	717	46.0	44.0	51.11 %

<100	100's	125's	150's	175's	200's	225's	250's	275's	300's
			10	22	28	24	5	1	
<400	400's	450's	500's	550's	600's	650's	700's	750's	800's
			2	7	7	10	4		

Ave of Game 1	Ave of Game 2	Ave of Game 3
213.20	212.77	206.93

High game of 278 on week 4 High series of 717 on week 2 High average of 212.50 after bowling week 22  
 Low game of 158 on week 10 Low series of 509 on week 1 Low average of 172.00 after bowling week 1



# Sunday Morning Threesome

Sunday 9:00 am

Classic Lanes

Lanes 3 - 16

Note: This report includes information through March 17 which is week 32 of 32

## Jeff Schwalbach's Bowling Record - Team 1: Pomp's Tire Service Inc

Week No.	Bowling Date	Old Ave	---Average Change---			Total	Pins	Gms	New - Old --> +/-			High Game	High Sers	Points Won	Points Lost	%Won	
			-1-	-2-	-3-					=							
1	09/09/12	bk216				0	0	0	-	0.00	=	0.00	0	0			0.00 %
2	09/16/12	bk216				0	0	0	-	0.00	=	0.00	0	0			0.00 %
3	09/23/12	bk216	148	170	180	498	498	3	166.00	-	0.00	=	166.00	180	498	3.0	0.00 %
4	09/30/12	bk216				0	498	3	166.00	-	166.00	=	0.00	180	498	3.0	0.00 %
5	09/30/12	bk216				0	498	3	166.00	-	166.00	=	0.00	180	498	3.0	0.00 %
6	10/07/12	bk216				0	498	3	166.00	-	166.00	=	0.00	180	498	3.0	0.00 %
7	10/14/12	bk216				0	498	3	166.00	-	166.00	=	0.00	180	498	3.0	0.00 %
8	10/21/12	bk216				0	498	3	166.00	-	166.00	=	0.00	180	498	3.0	0.00 %
9	10/28/12	bk216				0	498	3	166.00	-	166.00	=	0.00	180	498	3.0	0.00 %
10	11/04/12	bk216				0	498	3	166.00	-	166.00	=	0.00	180	498	3.0	0.00 %
11	11/11/12	bk216				0	498	3	166.00	-	166.00	=	0.00	180	498	3.0	0.00 %
12	11/11/12	bk216				0	498	3	166.00	-	166.00	=	0.00	180	498	3.0	0.00 %
13	11/25/12	bk216				0	498	3	166.00	-	166.00	=	0.00	180	498	3.0	0.00 %
14	12/02/12	bk216				0	498	3	166.00	-	166.00	=	0.00	180	498	3.0	0.00 %
15	12/09/12	bk216				0	498	3	166.00	-	166.00	=	0.00	180	498	3.0	0.00 %
16	12/16/12	bk216				0	498	3	166.00	-	166.00	=	0.00	180	498	3.0	0.00 %

## End of 1st part

17	12/23/12	bk216				0	498	3	166.00	-	166.00	=	0.00	180	498	3.0	0.00 %
18	12/30/12	bk216	204	195	159	558	1056	6	176.00	-	166.00	=	10.00	204	558	0.5	5.5 8.33 %
19	01/06/13	bk216				0	1056	6	176.00	-	176.00	=	0.00	204	558	0.5	5.5 8.33 %
20	01/13/13	bk216				0	1056	6	176.00	-	176.00	=	0.00	204	558	0.5	5.5 8.33 %
21	01/20/13	bk216				0	1056	6	176.00	-	176.00	=	0.00	204	558	0.5	5.5 8.33 %
22	01/27/13	bk216				0	1056	6	176.00	-	176.00	=	0.00	204	558	0.5	5.5 8.33 %
23	01/27/13	bk216				0	1056	6	176.00	-	176.00	=	0.00	204	558	0.5	5.5 8.33 %
24	02/03/13	bk216				0	1056	6	176.00	-	176.00	=	0.00	204	558	0.5	5.5 8.33 %
25	02/10/13	bk216				0	1056	6	176.00	-	176.00	=	0.00	204	558	0.5	5.5 8.33 %
26	02/17/13	bk216				0	1056	6	176.00	-	176.00	=	0.00	204	558	0.5	5.5 8.33 %
27	02/24/13	bk216				0	1056	6	176.00	-	176.00	=	0.00	204	558	0.5	5.5 8.33 %
28	02/24/13	bk216	238	195	195	628	1684	9	187.11	-	176.00	=	11.11	238	628	3.5	5.5 38.89 %
29	03/03/13	187	214	162	223	599	2283	12	190.25	-	187.11	=	3.14	238	628	4.5	7.5 37.50 %
30	03/10/13	190				0	2283	12	190.25	-	190.25	=	0.00	238	628	4.5	7.5 37.50 %
31	03/10/13	190				0	2283	12	190.25	-	190.25	=	0.00	238	628	4.5	7.5 37.50 %
32	03/17/13	190				0	2283	12	190.25	-	190.25	=	0.00	238	628	4.5	7.5 37.50 %

<100	100's	125's	150's	175's	200's	225's	250's	275's	300's
		1	3	4	3	1			
<400	400's	450's	500's	550's	600's	650's	700's	750's	800's
		1		2	1				

Ave of Game 1	Ave of Game 2	Ave of Game 3
201.00	180.50	189.25

High game of **238** on week **28** High series of **628** on week **28** High average of **190.25** after bowling week **29**  
 Low game of **148** on week **3** Low series of **498** on week **3** Low average of **166.00** after bowling week **3**

