

Sunday 9:00 am

Classic Lanes

Lanes 3 - 16

Note: This report includes information through March 17 which is week 32 of 32

Team 11: Kellies Bitches

Name	Pins	Gms	True Average	Book Ave	High Game	High Sers	Points Won	Points Lost	%Won
Frey, Kellie	14973	81	184.85	188	245	640	46.5	34.5	57.41 %
Stewart, Chris	16958	96	176.65	178	256	641	42.5	53.5	44.27 %
Galazewski, Jerry	14375	93	154.57	148	265	606	46.0	47.0	49.46 %

Team History

Week No.	Bowling Date	Opp. Team	-1-	-2-	-3-	Total	Last Wk WON	Last Wk Lost	Points Won	Points Lost	Year-To-Date WON	Y-T-D LOST	High Game	High Sers
1	09/09/12	11	598	459	455	1512	8	8	8	8	8	8	598	1512
2	09/16/12	13	437	453	440	1330	6	10	14	18	14	18	598	1512
3	09/23/12	4	493	507	535	1535	2	14	16	32	16	32	598	1535
4	09/30/12	8	598	640	588	1826	14	2	30	34	30	34	640	1826
5	09/30/12	2	545	650	573	1768	9	7	39	41	39	41	650	1826
6	10/07/12	16	449	476	546	1471	2	14	41	55	41	55	650	1826
7	10/14/12	6	519	459	496	1474	13	3	54	58	54	58	650	1826
8	10/21/12	10	757	481	541	1779	9	7	63	65	63	65	757	1826
9	10/28/12	9	575	523	443	1541	9	7	72	72	72	72	757	1826
10	11/04/12	1	469	449	442	1360	6	10	78	82	78	82	757	1826
11	11/11/12	14	484	532	521	1537	7	9	85	91	85	91	757	1826
12	11/11/12	3	493	546	510	1549	13	3	98	94	98	94	757	1826
13	11/25/12	7	474	534	590	1598	6 ½	9 ½	104 ½	103 ½	104 ½	103 ½	757	1826
14	12/02/12	5	535	444	495	1474	5	11	109 ½	114 ½	109 ½	114 ½	757	1826
15	12/09/12	15	496	461	547	1504	9	7	118 ½	121 ½	118 ½	121 ½	757	1826
16	12/16/12	3	584	527	505	1616	6	10	124 ½	131 ½	124 ½	131 ½	757	1826

End of 1st part

Team order was changed. They switched from team 12 to team 11

17	12/23/12	10	534	524	554	1612	12	4	12	4	136 ½	135 ½	757	1826
18	12/30/12	8	516	508	556	1580	6	10	18	14	142 ½	145 ½	757	1826
19	01/06/13	3	563	471	534	1568	13	3	31	17	155 ½	148 ½	757	1826
20	01/13/13	14	511	545	511	1567	12	4	43	21	167 ½	152 ½	757	1826
21	01/20/13	14	527	453	551	1531	6	10	49	31	173 ½	162 ½	757	1826
22	01/27/13	1	522	527	539	1588	8	8	57	39	181 ½	170 ½	757	1826
23	01/27/13	9	482	500	484	1466	8	8	65	47	189 ½	178 ½	757	1826
24	02/03/13	13	521	547	568	1636	14	2	79	49	203 ½	180 ½	757	1826
25	02/10/13	4	540	516	515	1571	8	8	87	57	211 ½	188 ½	757	1826
26	02/17/13	6	504	539	525	1568	2	14	89	71	213 ½	202 ½	757	1826
27	02/24/13	5	577	569	532	1678	8	8	97	79	221 ½	210 ½	757	1826
28	02/24/13	6	519	514	449	1482	8 ½	7 ½	105 ½	86 ½	230	218	757	1826
29	03/03/13	7	485	506	445	1436	4	12	109 ½	98 ½	234	230	757	1826
30	03/10/13	12	495	507	540	1542	9 ½	6 ½	119	105	243 ½	236 ½	757	1826
31	03/10/13	2	510	538	522	1570	9	7	128	112	252 ½	243 ½	757	1826
32	03/17/13	2	578	600	574	1752	10	6	138	118	262 ½	249 ½	757	1826

Sunday Morning Threesome

Sunday 9:00 am

Classic Lanes

Lanes 3 - 16

Note: This report includes information through March 17 which is week 32 of 32

Kellie Frey's Bowling Record - Team 11: Kellies Bitches

Week No.	Bowling Date	Old Ave	---Average Change---			Total	Pins	Gms	New - Old --> +/-			High Game	High Sers	Points Won	Points Lost	%Won
			-1-	-2-	-3-											
1	09/09/12	bk188	222	164	165	551	551	3	183.67	- 0.00	= 183.67	222	551	2.0	1.0	66.67 %
2	09/16/12	bk188	163	126	128	417	968	6	161.33	- 183.67	= -22.33	222	551	4.0	2.0	66.67 %
3	09/23/12	bk188	a168	a168	a168	504	968	6	161.33	- 161.33	= 0.00	222	551	4.0	2.0	66.67 %
4	09/30/12	bk188				0	968	6	161.33	- 161.33	= 0.00	222	551	4.0	2.0	66.67 %
5	09/30/12	bk188				0	968	6	161.33	- 161.33	= 0.00	222	551	4.0	2.0	66.67 %
6	10/07/12	bk188	198	141	226	565	1533	9	170.33	- 161.33	= 9.00	226	565	5.0	4.0	55.56 %
7	10/14/12	170	158	169	183	510	2043	12	170.25	- 170.33	= -0.08	226	565	7.0	5.0	58.33 %
8	10/21/12	170				0	2043	12	170.25	- 170.25	= 0.00	226	565	7.0	5.0	58.33 %
9	10/28/12	170	213	186	162	561	2604	15	173.60	- 170.25	= 3.35	226	565	9.0	6.0	60.00 %
10	11/04/12	173	188	164	176	528	3132	18	174.00	- 173.60	= 0.40	226	565	10.0	8.0	55.56 %
11	11/11/12	174	187	191	211	589	3721	21	177.19	- 174.00	= 3.19	226	589	12.0	9.0	57.14 %
12	11/11/12	177	153	182	174	509	4230	24	176.25	- 177.19	= -0.94	226	589	12.0	12.0	50.00 %
13	11/25/12	176	158	193	171	522	4752	27	176.00	- 176.25	= -0.25	226	589	14.5	12.5	53.70 %
14	12/02/12	176	199	158	185	542	5294	30	176.47	- 176.00	= 0.47	226	589	15.5	14.5	51.67 %
15	12/09/12	176	194	193	190	577	5871	33	177.91	- 176.47	= 1.44	226	589	16.5	16.5	50.00 %
16	12/16/12	177	227	164	190	581	6452	36	179.22	- 177.91	= 1.31	227	589	17.5	18.5	48.61 %

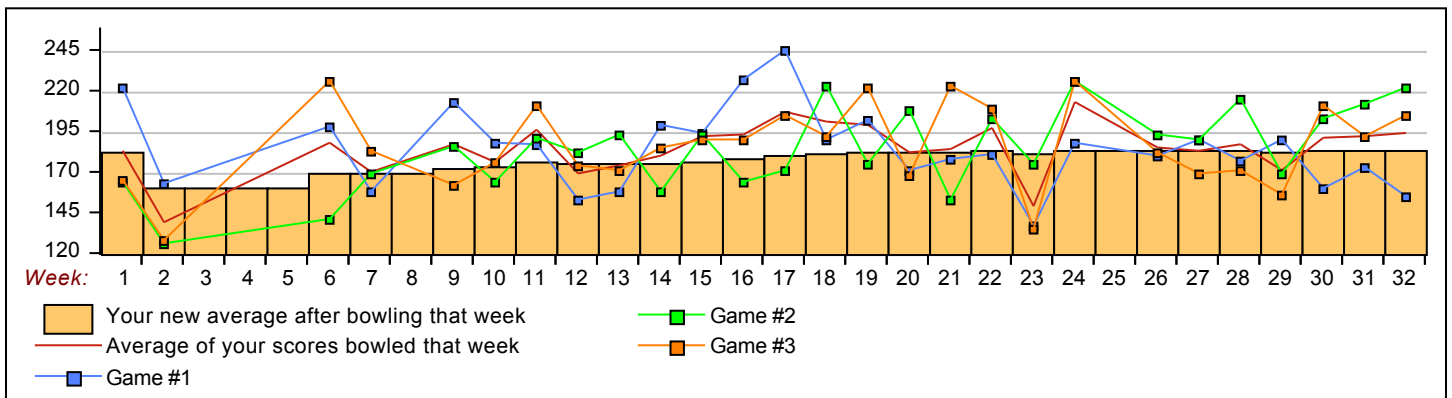
End of 1st part

17	12/23/12	179	245	171	205	621	7073	39	181.36	- 179.22	= 2.14	245	621	19.5	19.5	50.00 %
18	12/30/12	181	190	223	192	605	7678	42	182.81	- 181.36	= 1.45	245	621	22.5	19.5	53.57 %
19	01/06/12	182	202	175	222	599	8277	45	183.93	- 182.81	= 1.12	245	621	24.5	20.5	54.44 %
20	01/13/13	183	171	208	168	547	8824	48	183.83	- 183.93	= -0.10	245	621	26.5	21.5	55.21 %
21	01/20/13	183	178	153	223	554	9378	51	183.88	- 183.83	= 0.05	245	621	28.5	22.5	55.88 %
22	01/27/13	183	181	203	209	593	9971	54	184.65	- 183.88	= 0.77	245	621	30.5	23.5	56.48 %
23	01/27/13	184	137	175	135	447	10418	57	182.77	- 184.65	= -1.88	245	621	31.5	25.5	55.26 %
24	02/03/13	182	188	226	226	640	11058	60	184.30	- 182.77	= 1.53	245	640	34.5	25.5	57.50 %
25	02/10/13	184				0	11058	60	184.30	- 184.30	= 0.00	245	640	34.5	25.5	57.50 %
26	02/17/13	184	180	193	182	555	11613	63	184.33	- 184.30	= 0.03	245	640	35.5	27.5	56.35 %
27	02/24/13	184	190	190	169	549	12162	66	184.27	- 184.33	= -0.06	245	640	36.5	29.5	55.30 %
28	02/24/13	184	177	215	171	563	12725	69	184.42	- 184.27	= 0.15	245	640	38.5	30.5	55.80 %
29	03/03/13	184	190	169	156	515	13240	72	183.89	- 184.42	= -0.53	245	640	39.5	32.5	54.86 %
30	03/10/13	183	160	203	211	574	13814	75	184.19	- 183.89	= 0.30	245	640	41.5	33.5	55.33 %
31	03/10/13	184	173	212	192	577	14391	78	184.50	- 184.19	= 0.31	245	640	43.5	34.5	55.77 %
32	03/17/13	184	155	222	205	582	14973	81	184.85	- 184.50	= 0.35	245	640	46.5	34.5	57.41 %

<100	100's	125's	150's	175's	200's	225's	250's	275's	300's
		5	24	30	17	5			
<400	400's	450's	500's	550's	600's	650's	700's	750's	800's
	2		8	14	3				

Ave of Game 1	Ave of Game 2	Ave of Game 3
184.33	184.04	186.19

High game of 245 on week 17 High series of 640 on week 2 High average of 184.85 after bowling week 32
 Low game of 126 on week 2 Low series of 417 on week 2 Low average of 161.33 after bowling week 2



Sunday Morning Threesome

Sunday 9:00 am

Classic Lanes

Lanes 3 - 16

Note: This report includes information through March 17 which is week 32 of 32

Chris Stewart's Bowling Record - Team 11: Kellies Bitches

Week No.	Bowling Date	Old Ave	---Average Change---			Total	Pins	Gms	New - Old --> +/-			High Game	High Sers	Points Won	Points Lost	%Won
			-1-	-2-	-3-											
1	09/09/12	bk178	204	164	170	538	538	3	179.33	- 0.00	= 179.33	204	538	1.0	2.0	33.33 %
2	09/16/12	bk178	132	170	187	489	1027	6	171.17	- 179.33	= -8.17	204	538	3.0	3.0	50.00 %
3	09/23/12	bk178	196	181	167	544	1571	9	174.56	- 171.17	= 3.39	204	544	4.0	5.0	44.44 %
4	09/30/12	174	192	246	203	641	2212	12	184.33	- 174.56	= 9.78	246	641	7.0	5.0	58.33 %
5	09/30/12	184	167	256	213	636	2848	15	189.87	- 184.33	= 5.53	256	641	9.0	6.0	60.00 %
6	10/07/12	189	138	205	177	520	3368	18	187.11	- 189.87	= -2.76	256	641	10.0	8.0	55.56 %
7	10/14/12	187	157	132	176	465	3833	21	182.52	- 187.11	= -4.59	256	641	11.0	10.0	52.38 %
8	10/21/12	182	225	148	160	533	4366	24	181.92	- 182.52	= -0.61	256	641	12.0	12.0	50.00 %
9	10/28/12	181	244	159	139	542	4908	27	181.78	- 181.92	= -0.14	256	641	13.0	14.0	48.15 %
10	11/04/12	181	167	150	127	444	5352	30	178.40	- 181.78	= -3.38	256	641	14.0	16.0	46.67 %
11	11/11/12	178	178	150	156	484	5836	33	176.85	- 178.40	= -1.55	256	641	14.0	19.0	42.42 %
12	11/11/12	176	175	185	188	548	6384	36	177.33	- 176.85	= 0.48	256	641	17.0	19.0	47.22 %
13	11/25/12	177	163	176	237	576	6960	39	178.46	- 177.33	= 1.13	256	641	18.0	21.0	46.15 %
14	12/02/12	178	211	153	155	519	7479	42	178.07	- 178.46	= -0.39	256	641	20.0	22.0	47.62 %
15	12/09/12	178	142	140	203	485	7964	45	176.98	- 178.07	= -1.09	256	641	21.0	24.0	46.67 %
16	12/16/12	176	162	183	155	500	8464	48	176.33	- 176.98	= -0.64	256	641	21.0	27.0	43.75 %

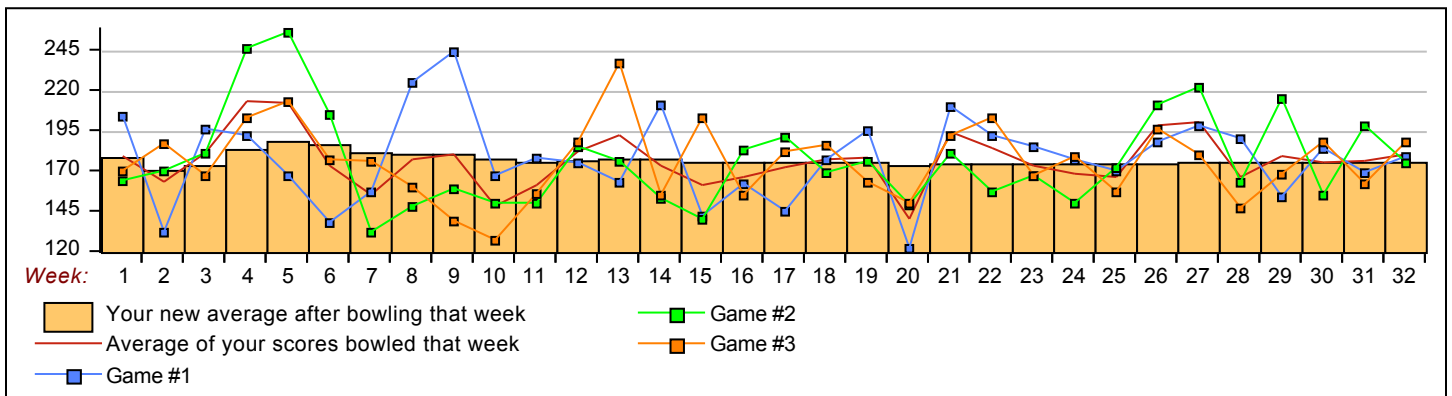
End of 1st part

17	12/23/12	176	145	191	182	518	8982	51	176.12	- 176.33	= -0.22	256	641	23.0	28.0	45.10 %
18	12/30/12	176	177	169	186	532	9514	54	176.19	- 176.12	= 0.07	256	641	23.0	31.0	42.59 %
19	01/06/13	176	195	176	163	534	10048	57	176.28	- 176.19	= 0.10	256	641	24.0	33.0	42.11 %
20	01/13/13	176	122	149	150	421	10469	60	174.48	- 176.28	= -1.80	256	641	24.0	36.0	40.00 %
21	01/20/13	174	210	181	192	583	11052	63	175.43	- 174.48	= 0.95	256	641	26.0	37.0	41.27 %
22	01/27/13	175	192	157	203	552	11604	66	175.82	- 175.43	= 0.39	256	641	27.0	39.0	40.91 %
23	01/27/13	175	185	167	167	519	12123	69	175.70	- 175.82	= -0.12	256	641	29.0	40.0	42.03 %
24	02/03/13	175	177	150	179	506	12629	72	175.40	- 175.70	= -0.29	256	641	30.0	42.0	41.67 %
25	02/10/13	175	170	172	157	499	13128	75	175.04	- 175.40	= -0.36	256	641	33.0	42.0	44.00 %
26	02/17/13	175	188	211	196	595	13723	78	175.94	- 175.04	= 0.90	256	641	34.0	44.0	43.59 %
27	02/24/13	175	198	222	180	600	14323	81	176.83	- 175.94	= 0.89	256	641	36.0	45.0	44.44 %
28	02/24/13	176	190	163	147	500	14823	84	176.46	- 176.83	= -0.36	256	641	38.0	46.0	45.24 %
29	03/03/13	176	154	215	168	537	15360	87	176.55	- 176.46	= 0.09	256	641	39.0	48.0	44.83 %
30	03/10/13	176	184	155	188	527	15887	90	176.52	- 176.55	= -0.03	256	641	40.5	49.5	45.00 %
31	03/10/13	176	169	198	162	529	16416	93	176.52	- 176.52	= -0.01	256	641	41.5	51.5	44.62 %
32	03/17/13	176	179	175	188	542	16958	96	176.65	- 176.52	= 0.13	256	641	42.5	53.5	44.27 %

<100	100's	125's	150's	175's	200's	225's	250's	275's	300's
	1	11	33	35	11	4	1		
<400	400's	450's	500's	550's	600's	650's	700's	750's	800's
	2	5	18	4	3				

Ave of Game 1	Ave of Game 2	Ave of Game 3
177.75	176.53	175.66

High game of 256 on week 5 High series of 641 on week 4 High average of 189.87 after bowling week 5
 Low game of 122 on week 20 Low series of 421 on week 2 Low average of 171.17 after bowling week 2



Sunday Morning Threesome

Sunday 9:00 am

Classic Lanes

Lanes 3 - 16

Note: This report includes information through March 17 which is week 32 of 32

Jerry Galazewski's Bowling Record - Team 11: Kellies Bitches

Week No.	Bowling Date	Old Ave	---Average Change---			Total	Pins	Gms	New - Old --> +/-			High Game	High Sers	Points Won	Points Lost	%Won
			-1-	-2-	-3-											
1	09/09/12	141	172	131	120	423	423	3	141.00	- 0.00	= 141.00	172	423	1.0	2.0	33.33 %
2	09/16/12	141	142	157	125	424	847	6	141.17	- 141.00	= 0.17	172	424	3.0	3.0	50.00 %
3	09/23/12	141	129	158	200	487	1334	9	148.22	- 141.17	= 7.06	200	487	4.0	5.0	44.44 %
4	09/30/12	148	189	169	137	495	1829	12	152.42	- 148.22	= 4.19	200	495	6.0	6.0	50.00 %
5	09/30/12	152	189	184	116	489	2318	15	154.53	- 152.42	= 2.12	200	495	8.0	7.0	53.33 %
6	10/07/12	154	113	130	143	386	2704	18	150.22	- 154.53	= -4.31	200	495	8.0	10.0	44.44 %
7	10/14/12	150	204	158	137	499	3203	21	152.52	- 150.22	= 2.30	204	499	11.0	10.0	52.38 %
8	10/21/12	152	265	173	168	606	3809	24	158.71	- 152.52	= 6.18	265	606	13.0	11.0	54.17 %
9	10/28/12	158	118	178	142	438	4247	27	157.30	- 158.71	= -1.41	265	606	15.0	12.0	55.56 %
10	11/04/12	157	114	135	139	388	4635	30	154.50	- 157.30	= -2.80	265	606	16.0	14.0	53.33 %
11	11/11/12	154	119	191	154	464	5099	33	154.52	- 154.50	= 0.02	265	606	17.0	16.0	51.52 %
12	11/11/12	154	165	179	148	492	5591	36	155.31	- 154.52	= 0.79	265	606	20.0	16.0	55.56 %
13	11/25/12	155	153	165	182	500	6091	39	156.18	- 155.31	= 0.87	265	606	21.0	18.0	53.85 %
14	12/02/12	156	125	133	155	413	6504	42	154.86	- 156.18	= -1.32	265	606	21.0	21.0	50.00 %
15	12/09/12	154	160	128	154	442	6946	45	154.36	- 154.86	= -0.50	265	606	23.0	22.0	51.11 %
16	12/16/12	154	195	180	160	535	7481	48	155.85	- 154.36	= 1.50	265	606	25.0	23.0	52.08 %

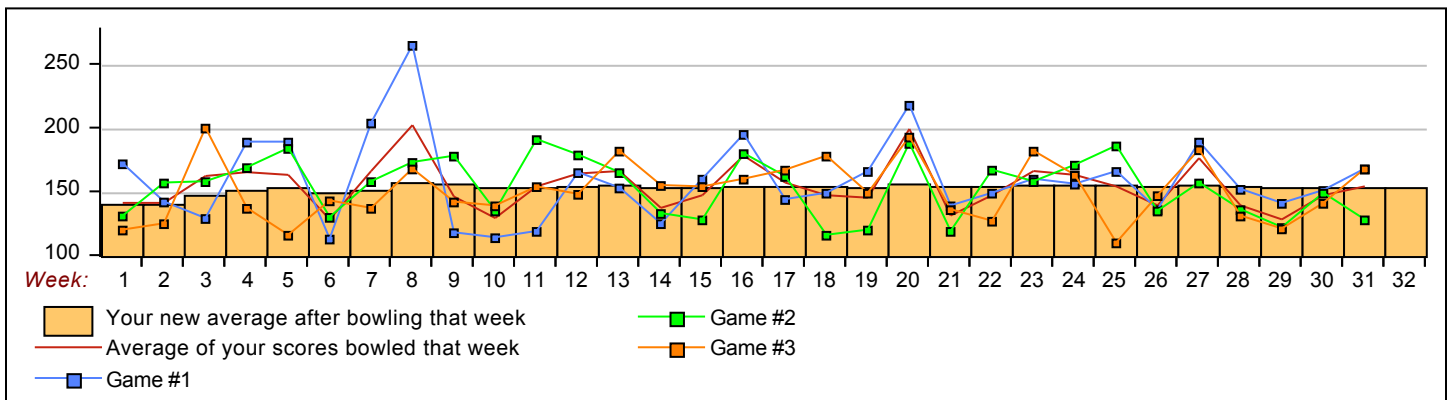
End of 1st part

17	12/23/12	155	144	162	167	473	7954	51	155.96	- 155.85	= 0.11	265	606	28.0	23.0	54.90 %
18	12/30/12	155	149	116	178	443	8397	54	155.50	- 155.96	= -0.46	265	606	29.0	25.0	53.70 %
19	01/06/13	155	166	120	149	435	8832	57	154.95	- 155.50	= -0.55	265	606	32.0	25.0	56.14 %
20	01/13/13	154	218	188	193	599	9431	60	157.18	- 154.95	= 2.24	265	606	35.0	25.0	58.33 %
21	01/20/13	157	139	119	136	394	9825	63	155.95	- 157.18	= -1.23	265	606	35.0	28.0	55.56 %
22	01/27/13	155	149	167	127	443	10268	66	155.58	- 155.95	= -0.38	265	606	36.0	30.0	54.55 %
23	01/27/13	155	160	158	182	500	10768	69	156.06	- 155.58	= 0.48	265	606	38.0	31.0	55.07 %
24	02/03/13	156	156	171	163	490	11258	72	156.36	- 156.06	= 0.30	265	606	41.0	31.0	56.94 %
25	02/10/13	156	166	186	110	462	11720	75	156.27	- 156.36	= -0.09	265	606	42.0	33.0	56.00 %
26	02/17/13	156	136	135	147	418	12138	78	155.62	- 156.27	= -0.65	265	606	42.0	36.0	53.85 %
27	02/24/13	155	189	157	183	529	12667	81	156.38	- 155.62	= 0.77	265	606	44.0	37.0	54.32 %
28	02/24/13	156	152	136	131	419	13086	84	155.79	- 156.38	= -0.60	265	606	44.0	40.0	52.38 %
29	03/03/13	155	141	122	121	384	13470	87	154.83	- 155.79	= -0.96	265	606	44.0	43.0	50.57 %
30	03/10/13	154	151	149	141	441	13911	90	154.57	- 154.83	= -0.26	265	606	45.0	45.0	50.00 %
31	03/10/13	154	168	128	168	464	14375	93	154.57	- 154.57	= 0.00	265	606	46.0	47.0	49.46 %
32	03/17/13	154				0	14375	93	154.57	- 154.57	= 0.00	265	606	46.0	47.0	49.46 %

<100	100's	125's	150's	175's	200's	225's	250's	275's	300's
	12	31	30	16	3		1		
<400	400's	450's	500's	550's	600's	650's	700's	750's	800's
4	11	10	4	1	1				

Ave of Game 1 159.23 Ave of Game 2 153.65 Ave of Game 3 150.84

High game of 265 on week 8 High series of 606 on week 8 High average of 158.71 after bowling week 8
 Low game of 110 on week 25 Low series of 384 on week 29 Low average of 141.00 after bowling week 1



Sunday Morning Threesome

Sunday 9:00 am

Classic Lanes

Lanes 3 - 16

Note: This report includes information through March 17 which is week 32 of 32

Brandon Phillips's Bowling Record - Team 11: Kellies Bitches

Week No.	Bowling Date	Old Ave	---Average Change---			Total	Pins	Gms	---Average Change---			High Game	High Sers	Points Won	Points Lost	%Won		
			-1-	-2-	-3-				New	Old	+/-							
1	09/09/12	180				0	0	0	-	0.00	=	0.00	0	0	0	0.00 %		
2	09/16/12	180				0	0	0	-	0.00	=	0.00	0	0	0	0.00 %		
3	09/23/12	180				0	0	0	-	0.00	=	0.00	0	0	0	0.00 %		
4	09/30/12	180				0	0	0	-	0.00	=	0.00	0	0	0	0.00 %		
5	09/30/12	180				0	0	0	-	0.00	=	0.00	0	0	0	0.00 %		
6	10/07/12	180				0	0	0	-	0.00	=	0.00	0	0	0	0.00 %		
7	10/14/12	180				0	0	0	-	0.00	=	0.00	0	0	0	0.00 %		
8	10/21/12	bk180	267	160	213	640	640	3	213.33	-	0.00	=	213.33	267	640	2.0	1.0	66.67 %
9	10/28/12	bk180				0	640	3	213.33	-	213.33	=	0.00	267	640	2.0	1.0	66.67 %
10	11/04/12	bk180				0	640	3	213.33	-	213.33	=	0.00	267	640	2.0	1.0	66.67 %
11	11/11/12	bk180				0	640	3	213.33	-	213.33	=	0.00	267	640	2.0	1.0	66.67 %
12	11/11/12	bk180				0	640	3	213.33	-	213.33	=	0.00	267	640	2.0	1.0	66.67 %
13	11/25/12	bk180				0	640	3	213.33	-	213.33	=	0.00	267	640	2.0	1.0	66.67 %
14	12/02/12	bk180				0	640	3	213.33	-	213.33	=	0.00	267	640	2.0	1.0	66.67 %
15	12/09/12	bk180				0	640	3	213.33	-	213.33	=	0.00	267	640	2.0	1.0	66.67 %
16	12/16/12	bk180				0	640	3	213.33	-	213.33	=	0.00	267	640	2.0	1.0	66.67 %

End of 1st part

17	12/23/12	bk180				0	640	3	213.33	-	213.33	=	0.00	267	640	2.0	1.0	66.67 %
18	12/30/12	bk180				0	640	3	213.33	-	213.33	=	0.00	267	640	2.0	1.0	66.67 %
19	01/06/13	bk180				0	640	3	213.33	-	213.33	=	0.00	267	640	2.0	1.0	66.67 %
20	01/13/13	bk180				0	640	3	213.33	-	213.33	=	0.00	267	640	2.0	1.0	66.67 %
21	01/20/13	bk180				0	640	3	213.33	-	213.33	=	0.00	267	640	2.0	1.0	66.67 %
22	01/27/13	bk180				0	640	3	213.33	-	213.33	=	0.00	267	640	2.0	1.0	66.67 %
23	01/27/13	bk180				0	640	3	213.33	-	213.33	=	0.00	267	640	2.0	1.0	66.67 %
24	02/03/13	bk180				0	640	3	213.33	-	213.33	=	0.00	267	640	2.0	1.0	66.67 %
25	02/10/13	bk180	204	158	248	610	1250	6	208.33	-	213.33	=	-5.00	267	640	4.0	2.0	66.67 %
26	02/17/13	bk180				0	1250	6	208.33	-	208.33	=	0.00	267	640	4.0	2.0	66.67 %
27	02/24/13	bk180				0	1250	6	208.33	-	208.33	=	0.00	267	640	4.0	2.0	66.67 %
28	02/24/13	bk180				0	1250	6	208.33	-	208.33	=	0.00	267	640	4.0	2.0	66.67 %
29	03/03/13	bk180				0	1250	6	208.33	-	208.33	=	0.00	267	640	4.0	2.0	66.67 %
30	03/10/13	bk180				0	1250	6	208.33	-	208.33	=	0.00	267	640	4.0	2.0	66.67 %
31	03/10/13	bk180				0	1250	6	208.33	-	208.33	=	0.00	267	640	4.0	2.0	66.67 %
32	03/17/13	bk208	244	203	181	628	1878	9	208.67	-	208.33	=	0.33	267	640	5.0	4.0	55.56 %

<100	100's	125's	150's	175's	200's	225's	250's	275's	300's
			2	1	3	2	1		
<400	400's	450's	500's	550's	600's	650's	700's	750's	800's
					3				

Ave of Game 1	Ave of Game 2	Ave of Game 3
238.33	173.67	214.00

High game of 267 on week 8 High series of 640 on week 8 High average of 213.33 after bowling week 8
 Low game of 158 on week 25 Low series of 610 on week 25 Low average of 208.33 after bowling week 25

