

Sunday Morning Threesome

Sunday 9:00 am

Classic Lanes

Lanes 3 - 16

Note: This report includes information through March 17 which is week 32 of 32

Team 14: H.O.O.D.

Name	Pins	Gms	True Average	Book Ave	High Game	High Sers	Points Won	Points Lost	%Won
Gauger, Pat	12327	57	216.26	225	278	786	27.0	30.0	47.37 %
Holmquist, Craig	16746	90	186.07	197	246	680	46.5	43.5	51.67 %
Dorszynski, Dan	21175	93	227.69	228	300	793	54.0	39.0	58.06 %
Pilch, Mark L.	6105	37	165.00	187	231	565	15.5	20.5	43.06 %

Team History

Week No.	Bowling Date	Opp. Team	-1-	-2-	-3-	Total	Last Wk WON	Last Wk Lost	Points Won	Points Lost	Year-To-Date WON	Y-T-D LOST	High Game	High Sers
1	09/09/12	16	615	575	672	1862	13	3	13	3	13	3	672	1862
2	09/16/12	6	563	613	680	1856	10 ½	5 ½	23 ½	8 ½	23 ½	8 ½	680	1862
3	09/23/12	10	513	589	513	1615	2	14	25 ½	22 ½	25 ½	22 ½	680	1862
4	09/30/12	2	559	573	610	1742	12	4	37 ½	26 ½	37 ½	26 ½	680	1862
5	09/30/12	4	572	652	606	1830	7 ½	8 ½	45	35	45	35	680	1862
6	10/07/12	8	574	550	632	1756	7	9	52	44	52	44	680	1862
7	10/14/12	11	586	485	554	1625	11	5	63	49	63	49	680	1862
8	10/21/12	13	585	549	631	1765	6	10	69	59	69	59	680	1862
9	10/28/12	3	674	579	605	1858	11	5	80	64	80	64	680	1862
10	11/04/12	7	608	665	604	1877	15	1	95	65	95	65	680	1877
11	11/11/12	5	597	532	562	1691	6	10	101	75	101	75	680	1877
12	11/11/12	9	562	595	528	1685	3	13	104	88	104	88	680	1877
13	11/25/12	1	671	614	603	1888	4	12	108	100	108	100	680	1888
14	12/02/12	14	593	594	658	1845	11	5	119	105	119	105	680	1888
15	12/09/12	12	619	568	616	1803	7	9	126	114	126	114	680	1888
16	12/16/12	1	634	709	716	2059	13	3	139	117	139	117	716	2059

End of 1st part

Team order was changed. They switched from team 15 to team 14

17	12/23/12	5	549	572	644	1765	13	3	13	3	152	120	716	2059
18	12/30/12	7	658	744	739	2141	13	3	26	6	165	123	744	2141
19	01/06/12	1	638	627	623	1888	7	9	33	15	172	132	744	2141
20	01/13/13	11	606	620	583	1809	4	12	37	27	176	144	744	2141
21	01/20/13	11	594	707	683	1984	10	6	47	33	186	150	744	2141
22	01/27/13	3	638	655	546	1839	7	9	54	42	193	159	744	2141
23	01/27/13	2	621	584	682	1887	10	6	64	48	203	165	744	2141
24	02/03/13	6	582	540	622	1744	6	10	70	58	209	175	744	2141
25	02/10/13	8	612	647	678	1937	5	11	75	69	214	186	744	2141
26	02/17/13	2	664	651	585	1900	2	14	77	83	216	200	744	2141
27	02/24/13	9	536	651	644	1831	7	9	84	92	223	209	744	2141
28	02/24/13	12	644	612	532	1788	3	13	87	105	226	222	744	2141
29	03/03/13	10	660	748	708	2116	11	5	98	110	237	227	748	2141
30	03/10/13	13	655	634	518	1807	3	13	101	123	240	240	748	2141
31	03/10/13	4	716	575	475	1766	2	14	103	137	242	254	748	2141
32	03/17/13	7	672	654	603	1929	11	5	114	142	253	259	748	2141

Sunday Morning Threesome

Sunday 9:00 am

Classic Lanes

Lanes 3 - 16

Note: This report includes information through March 17 which is week 32 of 32

Pat Gauger's Bowling Record - Team 14: H.O.O.D.

Week No.	Bowling Date	Old Ave	---Average Change---			Total	Pins	Gms	---Average Change---			High Game	High Sers	Points Won	Points Lost	%Won		
			-1-	-2-	-3-				New	Old	+/-							
1	09/09/12	bk225				0	0	0	-	0.00	=	0.00	0	0			0.00 %	
2	09/16/12	bk225				0	0	0	-	0.00	=	0.00	0	0			0.00 %	
3	09/23/12	bk225				0	0	0	-	0.00	=	0.00	0	0			0.00 %	
4	09/30/12	bk225				0	0	0	-	0.00	=	0.00	0	0			0.00 %	
5	09/30/12	bk225				0	0	0	-	0.00	=	0.00	0	0			0.00 %	
6	10/07/12	bk225				0	0	0	-	0.00	=	0.00	0	0			0.00 %	
7	10/14/12	bk225				0	0	0	-	0.00	=	0.00	0	0			0.00 %	
8	10/21/12	bk225				0	0	0	-	0.00	=	0.00	0	0			0.00 %	
9	10/28/12	bk225				0	0	0	-	0.00	=	0.00	0	0			0.00 %	
10	11/04/12	bk225				0	0	0	-	0.00	=	0.00	0	0			0.00 %	
11	11/11/12	bk225				0	0	0	-	0.00	=	0.00	0	0			0.00 %	
12	11/11/12	bk225				0	0	0	-	0.00	=	0.00	0	0			0.00 %	
13	11/25/12	bk225	187	236	212	635	635	3	211.67	-	0.00	=	211.67	236	635		3.0	0.00 %
14	12/02/12	bk225	194	205	212	611	1246	6	207.67	-	211.67	=	-4.00	236	635	1.0	5.0	16.67 %
15	12/09/12	bk225	149	223	204	576	1822	9	202.44	-	207.67	=	-5.22	236	635	2.0	7.0	22.22 %
16	12/16/12	202	269	259	258	786	2608	12	217.33	-	202.44	=	14.89	269	786	5.0	7.0	41.67 %

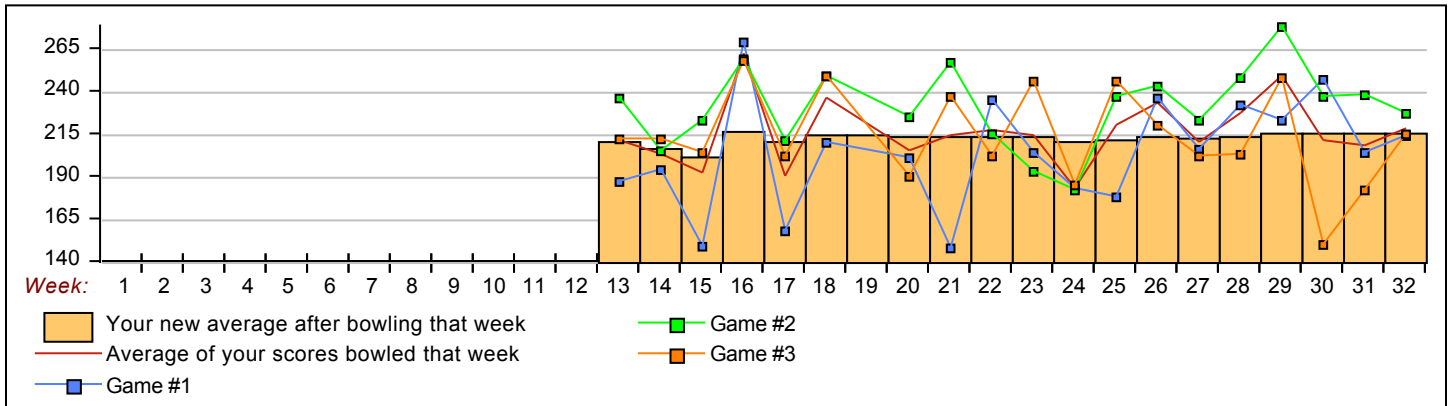
End of 1st part

17	12/23/12	217	158	211	202	571	3179	15	211.93	-	217.33	=	-5.40	269	786	7.0	8.0	46.67 %
18	12/30/12	211	210	249	249	708	3887	18	215.94	-	211.93	=	4.01	269	786	9.0	9.0	50.00 %
19	01/06/12	215				0	3887	18	215.94	-	215.94	=	0.00	269	786	9.0	9.0	50.00 %
20	01/13/13	215	201	225	190	616	4503	21	214.43	-	215.94	=	-1.52	269	786	10.0	11.0	47.62 %
21	01/20/13	214	148	257	237	642	5145	24	214.38	-	214.43	=	-0.05	269	786	11.0	13.0	45.83 %
22	01/27/13	214	235	215	202	652	5797	27	214.70	-	214.38	=	0.33	269	786	13.0	14.0	48.15 %
23	01/27/13	214	204	193	246	643	6440	30	214.67	-	214.70	=	-0.04	269	786	15.0	15.0	50.00 %
24	02/03/13	214	183	182	185	550	6990	33	211.82	-	214.67	=	-2.85	269	786	15.0	18.0	45.45 %
25	02/10/13	211	178	237	246	661	7651	36	212.53	-	211.82	=	0.71	269	786	17.0	19.0	47.22 %
26	02/17/13	212	236	243	220	699	8350	39	214.10	-	212.53	=	1.57	269	786	17.0	22.0	43.59 %
27	02/24/13	214	206	223	202	631	8981	42	213.83	-	214.10	=	-0.27	269	786	18.0	24.0	42.86 %
28	02/24/13	213	232	248	203	683	9664	45	214.76	-	213.83	=	0.92	269	786	21.0	24.0	46.67 %
29	03/03/13	214	223	278	248	749	10413	48	216.94	-	214.76	=	2.18	278	786	23.0	25.0	47.92 %
30	03/10/13	216	247	237	150	634	11047	51	216.61	-	216.94	=	-0.33	278	786	23.0	28.0	45.10 %
31	03/10/13	216	204	238	182	624	11671	54	216.13	-	216.61	=	-0.48	278	786	24.0	30.0	44.44 %
32	03/17/13	216	214	227	215	656	12327	57	216.26	-	216.13	=	0.13	278	786	27.0	30.0	47.37 %

<100	100's	125's	150's	175's	200's	225's	250's	275's	300's
		2	2	9	21	18	4	1	
<400	400's	450's	500's	550's	600's	650's	700's	750's	800's
				3	8	5	2	1	

Ave of Game 1	Ave of Game 2	Ave of Game 3
204.11	230.84	213.84

High game of **278** on week **29** High series of **786** on week **18** High average of **217.33** after bowling week **16**
 Low game of **148** on week **21** Low series of **550** on week **24** Low average of **202.44** after bowling week **15**



Sunday Morning Threesome

Sunday 9:00 am

Classic Lanes

Lanes 3 - 16

Note: This report includes information through March 17 which is week 32 of 32

Craig Holmquist's Bowling Record - Team 14: H.O.O.D.

Week No.	Bowling Date	Old Ave	---Average Change---			Total	Pins	Gms	New - Old --> +/-			High Game	High Sers	Points Won	Points Lost	%Won
			-1-	-2-	-3-											
1	09/09/12	bk197	183	175	207	565	565	3	188.33	- 0.00	= 188.33	207	565	1.0	2.0	33.33 %
2	09/16/12	bk197	172	204	220	596	1161	6	193.50	- 188.33	= 5.17	220	596	2.5	3.5	41.67 %
3	09/23/12	bk197	156	201	147	504	1665	9	185.00	- 193.50	= -8.50	220	596	2.5	6.5	27.78 %
4	09/30/12	185	199	201	195	595	2260	12	188.33	- 185.00	= 3.33	220	596	5.5	6.5	45.83 %
5	09/30/12	188	154	214	181	549	2809	15	187.27	- 188.33	= -1.07	220	596	6.5	8.5	43.33 %
6	10/07/12	187	235	157	202	594	3403	18	189.06	- 187.27	= 1.79	235	596	8.5	9.5	47.22 %
7	10/14/12	189	219	101	189	509	3912	21	186.29	- 189.06	= -2.77	235	596	10.5	10.5	50.00 %
8	10/21/12	186	169	179	196	544	4456	24	185.67	- 186.29	= -0.62	235	596	11.5	12.5	47.92 %
9	10/28/12	185	246	193	193	632	5088	27	188.44	- 185.67	= 2.78	246	632	13.5	13.5	50.00 %
10	11/04/12	188				0	5088	27	188.44	- 188.44	= 0.00	246	632	13.5	13.5	50.00 %
11	11/11/12	188	205	179	171	555	5643	30	188.10	- 188.44	= -0.34	246	632	15.5	14.5	51.67 %
12	11/11/12	188	197	167	212	576	6219	33	188.45	- 188.10	= 0.35	246	632	17.5	15.5	53.03 %
13	11/25/12	188				0	6219	33	188.45	- 188.45	= 0.00	246	632	17.5	15.5	53.03 %
14	12/02/12	188	177	161	187	525	6744	36	187.33	- 188.45	= -1.12	246	632	20.5	15.5	56.94 %
15	12/09/12	187	224	121	222	567	7311	39	187.46	- 187.33	= 0.13	246	632	22.5	16.5	57.69 %
16	12/16/12	187	147	223	213	583	7894	42	187.95	- 187.46	= 0.49	246	632	24.5	17.5	58.33 %

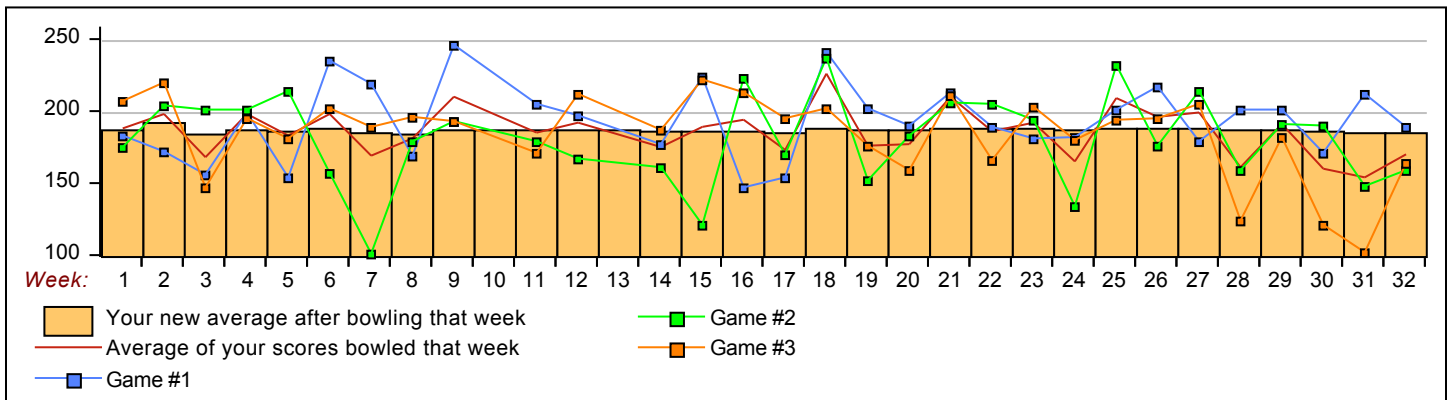
End of 1st part

17	12/23/12	187	154	170	195	519	8413	45	186.96	- 187.95	= -1.00	246	632	26.5	18.5	58.89 %
18	12/30/12	186	241	237	202	680	9093	48	189.44	- 186.96	= 2.48	246	680	28.5	19.5	59.38 %
19	01/06/13	189	202	152	176	530	9623	51	188.69	- 189.44	= -0.75	246	680	30.5	20.5	59.80 %
20	01/13/13	188	190	183	159	532	10155	54	188.06	- 188.69	= -0.63	246	680	30.5	23.5	56.48 %
21	01/20/13	188	213	206	211	630	10785	57	189.21	- 188.06	= 1.15	246	680	33.5	23.5	58.77 %
22	01/27/13	189	189	205	166	560	11345	60	189.08	- 189.21	= -0.13	246	680	35.5	24.5	59.17 %
23	01/27/13	189	181	194	203	578	11923	63	189.25	- 189.08	= 0.17	246	680	37.5	25.5	59.52 %
24	02/03/13	189	182	134	180	496	12419	66	188.17	- 189.25	= -1.09	246	680	39.5	26.5	59.85 %
25	02/10/13	188	201	232	194	627	13046	69	189.07	- 188.17	= 0.91	246	680	39.5	29.5	57.25 %
26	02/17/13	189	217	176	195	588	13634	72	189.36	- 189.07	= 0.29	246	680	40.5	31.5	56.25 %
27	02/24/13	189	179	214	205	598	14232	75	189.76	- 189.36	= 0.40	246	680	43.5	31.5	58.00 %
28	02/24/13	189	201	159	124	484	14716	78	188.67	- 189.76	= -1.09	246	680	43.5	34.5	55.77 %
29	03/03/13	188	201	191	182	574	15290	81	188.77	- 188.67	= 0.10	246	680	45.5	35.5	56.17 %
30	03/10/13	188	171	190	121	482	15772	84	187.76	- 188.77	= -1.00	246	680	46.5	37.5	55.36 %
31	03/10/13	187	212	148	102	462	16234	87	186.60	- 187.76	= -1.16	246	680	46.5	40.5	53.45 %
32	03/17/13	186	189	159	164	512	16746	90	186.07	- 186.60	= -0.53	246	680	46.5	43.5	51.67 %

<100	100's	125's	150's	175's	200's	225's	250's	275's	300's
	5	4	17	31	28	5			
<400	400's	450's	500's	550's	600's	650's	700's	750's	800's
		4	9	13	3	1			

Ave of Game 1 Ave of Game 2 Ave of Game 3
 193.53 180.87 183.80

High game of 246 on week 9 High series of 680 on week 18 High average of 193.50 after bowling week 2
 Low game of 101 on week 7 Low series of 462 on week 31 Low average of 185.00 after bowling week 3



Sunday Morning Threesome

Sunday 9:00 am

Classic Lanes

Lanes 3 - 16

Note: This report includes information through March 17 which is week 32 of 32

Dan Dorszynski's Bowling Record - Team 14: H.O.O.D.

Week No.	Bowling Date	Old Ave	---Average Change---			Total	Pins	Gms	New - Old --> +/-			High Game	High Sers	Points Won	Points Lost	%Won
			-1-	-2-	-3-											
1	09/09/12	bk228	239	245	255	739	739	3	246.33	- 0.00	= 246.33	255	739	3.0		100.00 %
2	09/16/12	bk228	248	218	229	695	1434	6	239.00	- 246.33	= -7.33	255	739	5.0	1.0	83.33 %
3	09/23/12	bk228	213	237	189	639	2073	9	230.33	- 239.00	= -8.67	255	739	6.0	3.0	66.67 %
4	09/30/12	230	230	200	225	655	2728	12	227.33	- 230.33	= -3.00	255	739	6.0	6.0	50.00 %
5	09/30/12	227	238	231	256	725	3453	15	230.20	- 227.33	= 2.87	256	739	9.0	6.0	60.00 %
6	10/07/12	230	201	234	225	660	4113	18	228.50	- 230.20	= -1.70	256	739	11.0	7.0	61.11 %
7	10/14/12	228	254	214	245	713	4826	21	229.81	- 228.50	= 1.31	256	739	14.0	7.0	66.67 %
8	10/21/12	229	239	207	259	705	5531	24	230.46	- 229.81	= 0.65	259	739	16.0	8.0	66.67 %
9	10/28/12	230	246	207	254	707	6238	27	231.04	- 230.46	= 0.58	259	739	18.0	9.0	66.67 %
10	11/04/12	231	228	203	213	644	6882	30	229.40	- 231.04	= -1.64	259	739	20.0	10.0	66.67 %
11	11/11/12	229	232	188	226	646	7528	33	228.12	- 229.40	= -1.28	259	739	22.0	11.0	66.67 %
12	11/11/12	228	213	240	174	627	8155	36	226.53	- 228.12	= -1.59	259	739	23.0	13.0	63.89 %
13	11/25/12	226	255	202	204	661	8816	39	226.05	- 226.53	= -0.48	259	739	24.0	15.0	61.54 %
14	12/02/12	226	222	228	259	709	9525	42	226.79	- 226.05	= 0.73	259	739	26.0	16.0	61.90 %
15	12/09/12	226	246	224	190	660	10185	45	226.33	- 226.79	= -0.45	259	739	28.0	17.0	62.22 %
16	12/16/12	226	218	227	245	690	10875	48	226.56	- 226.33	= 0.23	259	739	29.0	19.0	60.42 %

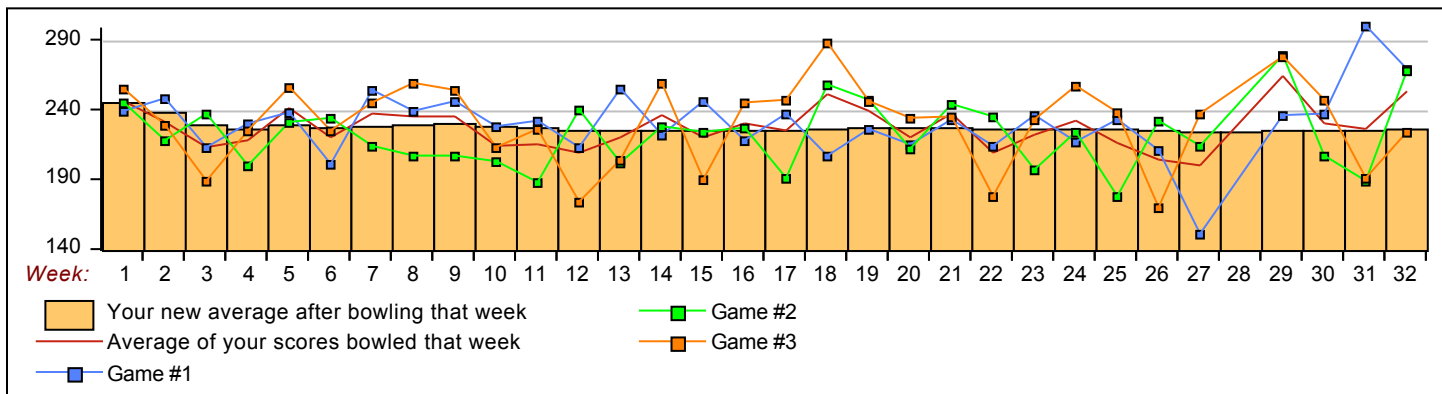
End of 1st part

17	12/23/12	226	237	191	247	675	11550	51	226.47	- 226.56	= -0.09	259	739	31.0	20.0	60.78 %
18	12/30/12	226	207	258	288	753	12303	54	227.83	- 226.47	= 1.36	288	753	33.0	21.0	61.11 %
19	01/06/13	227	226	247	246	719	13022	57	228.46	- 227.83	= 0.62	288	753	35.0	22.0	61.40 %
20	01/13/13	228	215	212	234	661	13683	60	228.05	- 228.46	= -0.41	288	753	38.0	22.0	63.33 %
21	01/20/13	228	233	244	235	712	14395	63	228.49	- 228.05	= 0.44	288	753	39.0	24.0	61.90 %
22	01/27/13	228	214	235	178	627	15022	66	227.61	- 228.49	= -0.89	288	753	40.0	26.0	60.61 %
23	01/27/13	227	236	197	233	666	15688	69	227.36	- 227.61	= -0.24	288	753	41.0	28.0	59.42 %
24	02/03/13	227	217	224	257	698	16386	72	227.58	- 227.36	= 0.22	288	753	43.0	29.0	59.72 %
25	02/10/13	227	233	178	238	649	17035	75	227.13	- 227.58	= -0.45	288	753	44.0	31.0	58.67 %
26	02/17/13	227	211	232	170	613	17648	78	226.26	- 227.13	= -0.88	288	753	45.0	33.0	57.69 %
27	02/24/13	226	151	214	237	602	18250	81	225.31	- 226.26	= -0.95	288	753	46.0	35.0	56.79 %
28	02/24/13	225	a205	a205	a205	615	18250	81	225.31	- 225.31	= 0.00	288	753	46.0	35.0	56.79 %
29	03/03/13	225	236	279	278	793	19043	84	226.70	- 225.31	= 1.39	288	793	48.0	36.0	57.14 %
30	03/10/13	226	237	207	247	691	19734	87	226.83	- 226.70	= 0.13	288	793	50.0	37.0	57.47 %
31	03/10/13	226	300	189	191	680	20414	90	226.82	- 226.83	= -0.01	300	793	51.0	39.0	56.67 %
32	03/17/13	226	269	268	224	761	21175	93	227.69	- 226.82	= 0.87	300	793	54.0	39.0	58.06 %

<100	100's	125's	150's	175's	200's	225's	250's	275's	300's
			3	9	25	41	11	3	1
<400	400's	450's	500's	550's	600's	650's	700's	750's	800's
					8	12	8	3	

Ave of Game 1: 230.45 Ave of Game 2: 221.94 Ave of Game 3: 230.68

High game of 300 on week 31 High series of 793 on week 29 High average of 246.33 after bowling week 1
 Low game of 151 on week 27 Low series of 602 on week 27 Low average of 225.31 after bowling week 27



Sunday Morning Threesome

Sunday 9:00 am

Classic Lanes

Lanes 3 - 16

Note: This report includes information through March 17 which is week 32 of 32

Mark L. Pilch's Bowling Record - Team 14: H.O.O.D.

Week No.	Bowling Date	Old Ave	---Average Change---			Total	Pins	Gms	New - Old --> +/-			High Game	High Sers	Points Won	Points Lost	%Won
			-1-	-2-	-3-											
1	09/09/12	bk187	193	155	210	558	558	3	186.00	- 0.00	= 186.00	210	558	2.0	1.0	66.67 %
2	09/16/12	bk187	143	191	231	565	1123	6	187.17	- 186.00	= 1.17	231	565	4.0	2.0	66.67 %
3	09/23/12	bk187	144	151	177	472	1595	9	177.22	- 187.17	= -9.94	231	565	5.0	4.0	55.56 %
4	09/30/12	177	130	172	190	492	2087	12	173.92	- 177.22	= -3.31	231	565	7.0	5.0	58.33 %
5	09/30/12	173	180	207	169	556	2643	15	176.20	- 173.92	= 2.28	231	565	7.5	7.5	50.00 %
6	10/07/12	176	138	159	205	502	3145	18	174.72	- 176.20	= -1.48	231	565	8.5	9.5	47.22 %
7	10/14/12	174	113	170	120	403	3548	21	168.95	- 174.72	= -5.77	231	565	9.5	11.5	45.24 %
8	10/21/12	168	177	163	176	516	4064	24	169.33	- 168.95	= 0.38	231	565	10.5	13.5	43.75 %
9	10/28/12	169	182	179	158	519	4583	27	169.74	- 169.33	= 0.41	231	565	12.5	14.5	46.30 %
10	11/04/12	169	160	204	180	544	5127	30	170.90	- 169.74	= 1.16	231	565	15.5	14.5	51.67 %
11	11/11/12	170	160	165	165	490	5617	33	170.21	- 170.90	= -0.69	231	565	15.5	17.5	46.97 %
12	11/11/12	170	152	188	142	482	6099	36	169.42	- 170.21	= -0.80	231	565	15.5	20.5	43.06 %
13	11/25/12	169				0	6099	36	169.42	- 169.42	= 0.00	231	565	15.5	20.5	43.06 %
14	12/02/12	169				0	6099	36	169.42	- 169.42	= 0.00	231	565	15.5	20.5	43.06 %
15	12/09/12	169				0	6099	36	169.42	- 169.42	= 0.00	231	565	15.5	20.5	43.06 %
16	12/16/12	169				0	6099	36	169.42	- 169.42	= 0.00	231	565	15.5	20.5	43.06 %

End of 1st part

17	12/23/12	169				0	6099	36	169.42	- 169.42	= 0.00	231	565	15.5	20.5	43.06 %
18	12/30/12	169				0	6099	36	169.42	- 169.42	= 0.00	231	565	15.5	20.5	43.06 %
19	01/06/12	169				0	6099	36	169.42	- 169.42	= 0.00	231	565	15.5	20.5	43.06 %
20	01/13/13	169				0	6099	36	169.42	- 169.42	= 0.00	231	565	15.5	20.5	43.06 %
21	01/20/13	169				0	6099	36	169.42	- 169.42	= 0.00	231	565	15.5	20.5	43.06 %
22	01/27/13	169				0	6099	36	169.42	- 169.42	= 0.00	231	565	15.5	20.5	43.06 %
23	01/27/13	169				0	6099	36	169.42	- 169.42	= 0.00	231	565	15.5	20.5	43.06 %
24	02/03/13	169				0	6099	36	169.42	- 169.42	= 0.00	231	565	15.5	20.5	43.06 %
25	02/10/13	169				0	6099	36	169.42	- 169.42	= 0.00	231	565	15.5	20.5	43.06 %
26	02/17/13	169				0	6099	36	169.42	- 169.42	= 0.00	231	565	15.5	20.5	43.06 %
27	02/24/13	169				0	6099	36	169.42	- 169.42	= 0.00	231	565	15.5	20.5	43.06 %
28	02/24/13	169	6			6	6105	37	165.00	- 169.42	= -4.42	231	565	15.5	20.5	43.06 %
29	03/03/13	165				0	6105	37	165.00	- 165.00	= 0.00	231	565	15.5	20.5	43.06 %
30	03/10/13	165				0	6105	37	165.00	- 165.00	= 0.00	231	565	15.5	20.5	43.06 %
31	03/10/13	165				0	6105	37	165.00	- 165.00	= 0.00	231	565	15.5	20.5	43.06 %
32	03/17/13	165				0	6105	37	165.00	- 165.00	= 0.00	231	565	15.5	20.5	43.06 %

<100	100's	125's	150's	175's	200's	225's	250's	275's	300's
1	2	5	13	11	4	1			
<400	400's	450's	500's	550's	600's	650's	700's	750's	800's
	1	4	4	3					

Ave of Game 1 Ave of Game 2 Ave of Game 3

144.46 175.33 176.92

High game of 231 on week 2 High series of 565 on week 2 High average of 187.17 after bowling week 2
 Low game of 6 on week 28 Low series of 6 on week 28 Low average of 165.00 after bowling week 28

