

Sunday Morning Threesome

Sunday 9:00 am

Classic Lanes

Lanes 3 - 16

Note: This report includes information through March 17 which is week 32 of 32

Team 18: Stanmart

Name	Pins	Gms	True Average	Book Ave	High Game	High Sers	Points Won	Points Lost	%Won
Staniak, Anthony	3418	15	227.87	215	276	735	8.0	7.0	53.33 %
Staniak Jr, Robert	9362	45	208.04	217	277	768	22.0	23.0	48.89 %
Staniak Sr, Robert	11193	51	219.47	224	289	774	28.5	22.5	55.88 %
Martinez, Rick	3870	24	161.25	179	203	581	7.0	17.0	29.17 %

Team History

Week No.	Bowling Date	Opp. Team	-1-	-2-	-3-	Total	Last Wk WON	Last Wk Lost	Points Won	Points Lost	Year-To-Date WON	Y-T-D LOST	High Game	High Sers
1	09/09/12	1	598	565	533	1696	9	7	9	7	9	7	598	1696
2	09/16/12	9	575	488	623	1686	3	13	12	20	12	20	623	1696
3	09/23/12	5	500	625	563	1688	1 1/2	14 1/2	13 1/2	34 1/2	13 1/2	34 1/2	625	1696
4	09/30/12	15	547	549	584	1680	4	12	17 1/2	46 1/2	17 1/2	46 1/2	625	1696
5	09/30/12	12	644	554	548	1746	7	9	24 1/2	55 1/2	24 1/2	55 1/2	644	1746
6	10/07/12	7	660	700	704	2064	15	1	39 1/2	56 1/2	39 1/2	56 1/2	704	2064
7	10/14/12	3	640	650	621	1911	5	11	44 1/2	67 1/2	44 1/2	67 1/2	704	2064
8	10/21/12	14	645	702	726	2073	15	1	59 1/2	68 1/2	59 1/2	68 1/2	726	2073
9	10/28/12	16	619	683	658	1960	5	11	64 1/2	79 1/2	64 1/2	79 1/2	726	2073
10	11/04/12	4	538	582	703	1823	6	10	70 1/2	89 1/2	70 1/2	89 1/2	726	2073
11	11/11/12	13	564	620	593	1777	8	8	78 1/2	97 1/2	78 1/2	97 1/2	726	2073
12	11/11/12	6	539	464	538	1541	1 1/2	14 1/2	80	112	80	112	726	2073
13	11/25/12	8	633	639	595	1867	8	8	88	120	88	120	726	2073
14	12/02/12	11	641	714	708	2063	6	10	94	130	94	130	726	2073
15	12/09/12	10	658	617	540	1815	8 1/2	7 1/2	102 1/2	137 1/2	102 1/2	137 1/2	726	2073
16	12/16/12	16	614	699	604	1917	8	8	110 1/2	145 1/2	110 1/2	145 1/2	726	2073

End of 1st part

Team order was changed. They switched from team 2 to team 18

The team was removed this week.

17	12/23/12	16	614	699	604	1917	8	8	110 1/2	145 1/2	110 1/2	145 1/2	726	2073
18	12/30/12	16	614	699	604	1917	8	8	110 1/2	145 1/2	110 1/2	145 1/2	726	2073
19	01/06/12	16	614	699	604	1917	8	8	110 1/2	145 1/2	110 1/2	145 1/2	726	2073
20	01/13/13	1	0	0	0	0	0	0	0	0	110 1/2	145 1/2	726	2073
21	01/20/13	1	0	0	0	0	0	0	0	0	110 1/2	145 1/2	726	2073
22	01/27/13	1	0	0	0	0	0	0	0	0	110 1/2	145 1/2	726	2073
23	01/27/13	1	0	0	0	0	0	0	0	0	110 1/2	145 1/2	726	2073
24	02/03/13	1	0	0	0	0	0	0	0	0	110 1/2	145 1/2	726	2073
25	02/10/13	1	0	0	0	0	0	0	0	0	110 1/2	145 1/2	726	2073
26	02/17/13	1	0	0	0	0	0	0	0	0	110 1/2	145 1/2	726	2073
27	02/24/13	1	0	0	0	0	0	0	0	0	110 1/2	145 1/2	726	2073
28	02/24/13	1	0	0	0	0	0	0	0	0	110 1/2	145 1/2	726	2073
29	03/03/13	1	0	0	0	0	0	0	0	0	110 1/2	145 1/2	726	2073
30	03/10/13	1	0	0	0	0	0	0	0	0	110 1/2	145 1/2	726	2073
31	03/10/13	1	0	0	0	0	0	0	0	0	110 1/2	145 1/2	726	2073
32	03/17/13	1	0	0	0	0	0	0	0	0	0	0	0	0

Note: This report includes information through March 17 which is week 32 of 32

Rick Martinez's Bowling Record

Week No.	Bowling Date	Old Ave	Average			Total	Pins	Gms	---Average Change---			High Game	High Sers	Points Won	Points Lost	%Won
			-1-	-2-	-3-				New	Old	+/-					
1	09/09/12	bk179	173	135	174	482	482	3	160.67	- 0.00	= 160.67	174	482	2.0	1.0	66.67 %
2	09/16/12	bk179	154	101	186	441	923	6	153.83	- 160.67	= -6.83	186	482	3.0	3.0	50.00 %
3	09/23/12	bk179	130	203	171	504	1427	9	158.56	- 153.83	= 4.72	203	504	3.0	6.0	33.33 %
4	09/30/12	158	125	130	158	413	1840	12	153.33	- 158.56	= -5.22	203	504	3.0	9.0	25.00 %
5	09/30/12	153	179	168	153	500	2340	15	156.00	- 153.33	= 2.67	203	504	4.0	11.0	26.67 %
6	10/07/12	156	181	199	201	581	2921	18	162.28	- 156.00	= 6.28	203	581	6.0	12.0	33.33 %
7	10/14/12	162	132	181	171	484	3405	21	162.14	- 162.28	= -0.13	203	581	6.0	15.0	28.57 %
8	10/21/12	162				0	3405	21	162.14	- 162.14	= 0.00	203	581	6.0	15.0	28.57 %
9	10/28/12	162				0	3405	21	162.14	- 162.14	= 0.00	203	581	6.0	15.0	28.57 %
10	11/04/12	162	121	145	199	465	3870	24	161.25	- 162.14	= -0.89	203	581	7.0	17.0	29.17 %
11	11/11/12	161	a141	a141	a141	423	3870	24	161.25	- 161.25	= 0.00	203	581	7.0	17.0	29.17 %
12	11/11/12	161	a141	a141	a141	423	3870	24	161.25	- 161.25	= 0.00	203	581	7.0	17.0	29.17 %
13	11/25/12	161				0	3870	24	161.25	- 161.25	= 0.00	203	581	7.0	17.0	29.17 %
14	12/02/12	161				0	3870	24	161.25	- 161.25	= 0.00	203	581	7.0	17.0	29.17 %
15	12/09/12	161				0	3870	24	161.25	- 161.25	= 0.00	203	581	7.0	17.0	29.17 %
16	12/16/12	161				0	3870	24	161.25	- 161.25	= 0.00	203	581	7.0	17.0	29.17 %

End of 1st part

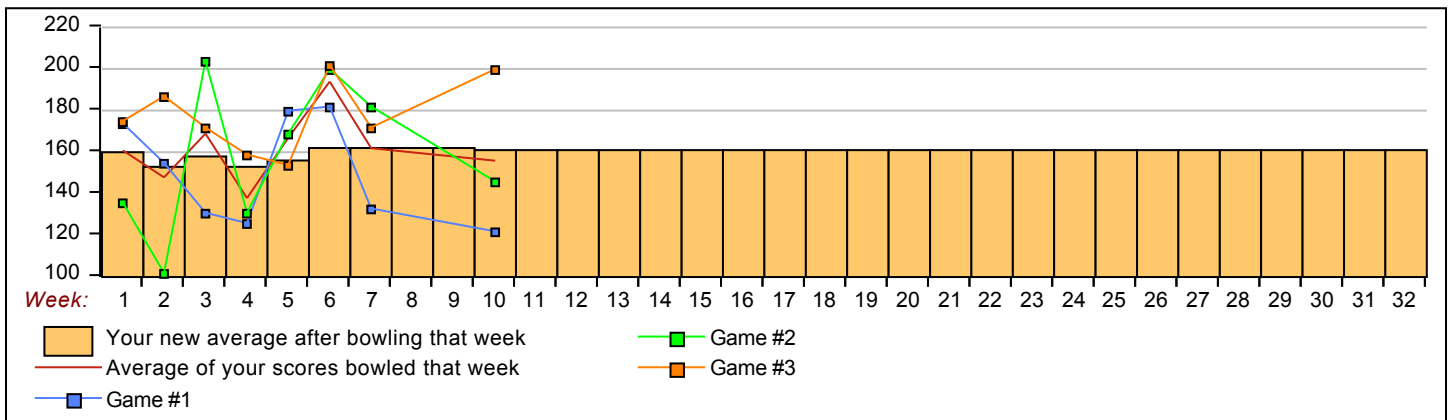
17	12/23/12	161				0	3870	24	161.25	- 161.25	= 0.00	203	581	7.0	17.0	29.17 %
18	12/30/12	161				0	3870	24	161.25	- 161.25	= 0.00	203	581	7.0	17.0	29.17 %
19	01/06/13	161				0	3870	24	161.25	- 161.25	= 0.00	203	581	7.0	17.0	29.17 %
20	01/13/13	161				0	3870	24	161.25	- 161.25	= 0.00	203	581	7.0	17.0	29.17 %
21	01/20/13	161				0	3870	24	161.25	- 161.25	= 0.00	203	581	7.0	17.0	29.17 %
22	01/27/13	161				0	3870	24	161.25	- 161.25	= 0.00	203	581	7.0	17.0	29.17 %
23	01/27/13	161				0	3870	24	161.25	- 161.25	= 0.00	203	581	7.0	17.0	29.17 %
24	02/03/13	161				0	3870	24	161.25	- 161.25	= 0.00	203	581	7.0	17.0	29.17 %
25	02/10/13	161				0	3870	24	161.25	- 161.25	= 0.00	203	581	7.0	17.0	29.17 %
26	02/17/13	161				0	3870	24	161.25	- 161.25	= 0.00	203	581	7.0	17.0	29.17 %
27	02/24/13	161				0	3870	24	161.25	- 161.25	= 0.00	203	581	7.0	17.0	29.17 %
28	02/24/13	161				0	3870	24	161.25	- 161.25	= 0.00	203	581	7.0	17.0	29.17 %
29	03/03/13	161				0	3870	24	161.25	- 161.25	= 0.00	203	581	7.0	17.0	29.17 %
30	03/10/13	161				0	3870	24	161.25	- 161.25	= 0.00	203	581	7.0	17.0	29.17 %
31	03/10/13	161				0	3870	24	161.25	- 161.25	= 0.00	203	581	7.0	17.0	29.17 %
32	03/17/13	161				0	3870	24	161.25	- 161.25	= 0.00	203	581	7.0	17.0	29.17 %

<u><100</u>	<u>100's</u>	<u>125's</u>	<u>150's</u>	<u>175's</u>	<u>200's</u>	<u>225's</u>	<u>250's</u>	<u>275's</u>	<u>300's</u>
	2	6	8	6	2				
<u><400</u>	<u>400's</u>	<u>450's</u>	<u>500's</u>	<u>550's</u>	<u>600's</u>	<u>650's</u>	<u>700's</u>	<u>750's</u>	<u>800's</u>
	2	3	2	1					

Ave of Game 1
Ave of Game 2
Ave of Game 3

149.38
157.75
176.63

High game of	203	on week	3	High series of	581	on week	6	High average of	162.28	after bowling week	6
Low game of	101	on week	2	Low series of	413	on week	4	Low average of	153.33	after bowling week	4



Sunday Morning Threesome

Sunday 9:00 am

Classic Lanes

Lanes 3 - 16

Note: This report includes information through March 17 which is week 32 of 32

Robert Staniak Jr's Bowling Record

Week No.	Bowling Date	Old Ave	---Average Change---			Total	Pins	Gms	New - Old --> +/-			High Game	High Sers	Points Won	Points Lost	%Won
			-1-	-2-	-3-											
1	09/09/12	bk217	242	245	143	630	630	3	210.00	- 0.00	= 210.00	245	630	2.0	1.0	66.67 %
2	09/16/12	bk217	194	196	181	571	1201	6	200.17	- 210.00	= -9.83	245	630	3.0	3.0	50.00 %
3	09/23/12	bk217	a197	a197	a197	591	1201	6	200.17	- 200.17	= 0.00	245	630	3.0	3.0	50.00 %
4	09/30/12	bk217	164	236	189	589	1790	9	198.89	- 200.17	= -1.28	245	630	4.0	5.0	44.44 %
5	09/30/12	198	236	194	169	599	2389	12	199.08	- 198.89	= 0.19	245	630	5.0	7.0	41.67 %
6	10/07/12	199	264	247	257	768	3157	15	210.47	- 199.08	= 11.38	264	768	8.0	7.0	53.33 %
7	10/14/12	210	219	242	192	653	3810	18	211.67	- 210.47	= 1.20	264	768	10.0	8.0	55.56 %
8	10/21/12	211	206	221	203	630	4440	21	211.43	- 211.67	= -0.24	264	768	12.0	9.0	57.14 %
9	10/28/12	211	178	204	224	606	5046	24	210.25	- 211.43	= -1.18	264	768	13.0	11.0	54.17 %
10	11/04/12	210	170	203	277	650	5696	27	210.96	- 210.25	= 0.71	277	768	14.0	13.0	51.85 %
11	11/11/12	210	197	222	249	668	6364	30	212.13	- 210.96	= 1.17	277	768	16.0	14.0	53.33 %
12	11/11/12	212	203	163	197	563	6927	33	209.91	- 212.13	= -2.22	277	768	16.5	16.5	50.00 %
13	11/25/12	209	200	199	215	614	7541	36	209.47	- 209.91	= -0.44	277	768	17.5	18.5	48.61 %
14	12/02/12	209	199	234	237	670	8211	39	210.54	- 209.47	= 1.07	277	768	19.5	19.5	50.00 %
15	12/09/12	210	237	187	159	583	8794	42	209.38	- 210.54	= -1.16	277	768	21.0	21.0	50.00 %
16	12/16/12	209	132	225	211	568	9362	45	208.04	- 209.38	= -1.34	277	768	22.0	23.0	48.89 %

End of 1st part

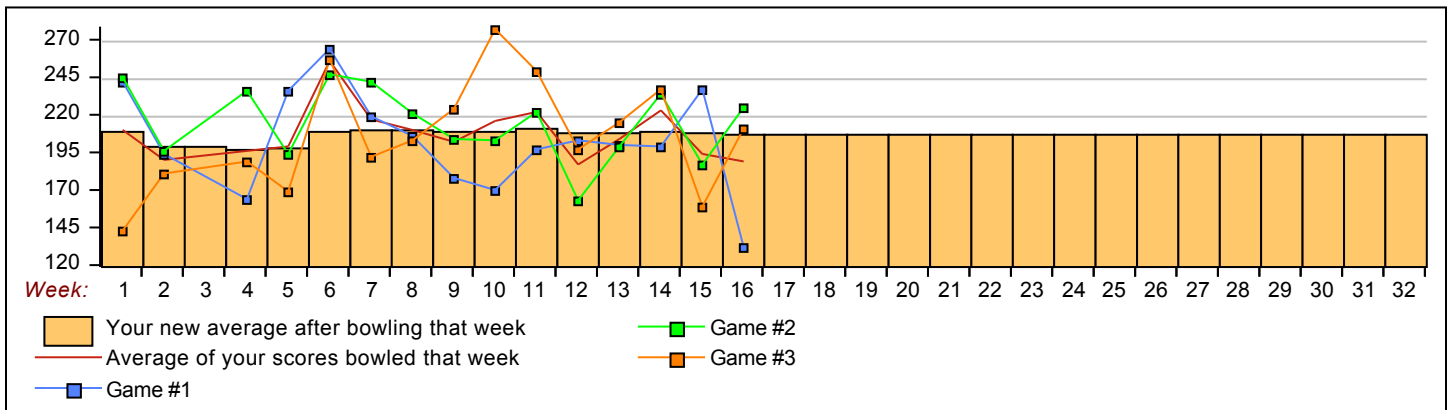
17	12/23/12	208				0	9362	45	208.04	- 208.04	= 0.00	277	768	22.0	23.0	48.89 %
18	12/30/12	208				0	9362	45	208.04	- 208.04	= 0.00	277	768	22.0	23.0	48.89 %
19	01/06/13	208				0	9362	45	208.04	- 208.04	= 0.00	277	768	22.0	23.0	48.89 %
20	01/13/13	208				0	9362	45	208.04	- 208.04	= 0.00	277	768	22.0	23.0	48.89 %
21	01/20/13	208				0	9362	45	208.04	- 208.04	= 0.00	277	768	22.0	23.0	48.89 %
22	01/27/13	208				0	9362	45	208.04	- 208.04	= 0.00	277	768	22.0	23.0	48.89 %
23	01/27/13	208				0	9362	45	208.04	- 208.04	= 0.00	277	768	22.0	23.0	48.89 %
24	02/03/13	208				0	9362	45	208.04	- 208.04	= 0.00	277	768	22.0	23.0	48.89 %
25	02/10/13	208				0	9362	45	208.04	- 208.04	= 0.00	277	768	22.0	23.0	48.89 %
26	02/17/13	208				0	9362	45	208.04	- 208.04	= 0.00	277	768	22.0	23.0	48.89 %
27	02/24/13	208				0	9362	45	208.04	- 208.04	= 0.00	277	768	22.0	23.0	48.89 %
28	02/24/13	208				0	9362	45	208.04	- 208.04	= 0.00	277	768	22.0	23.0	48.89 %
29	03/03/13	208				0	9362	45	208.04	- 208.04	= 0.00	277	768	22.0	23.0	48.89 %
30	03/10/13	208				0	9362	45	208.04	- 208.04	= 0.00	277	768	22.0	23.0	48.89 %
31	03/10/13	208				0	9362	45	208.04	- 208.04	= 0.00	277	768	22.0	23.0	48.89 %
32	03/17/13	208				0	9362	45	208.04	- 208.04	= 0.00	277	768	22.0	23.0	48.89 %

<100	100's	125's	150's	175's	200's	225's	250's	275's	300's
		2	5	12	12	11	2	1	
<400	400's	450's	500's	550's	600's	650's	700's	750's	800's
				6	4	4		1	

Ave of Game 1 **Ave of Game 2** **Ave of Game 3**

202.73 214.53 206.87

High game of **277** on week **10** High series of **768** on week **6** High average of **212.13** after bowling week **11**
 Low game of **132** on week **16** Low series of **563** on week **12** Low average of **198.89** after bowling week **4**



Sunday Morning Threesome

Sunday 9:00 am

Classic Lanes

Lanes 3 - 16

Note: This report includes information through March 17 which is week 32 of 32

Robert Staniak Sr's Bowling Record

Week No.	Bowling Date	Old Ave	---Average Change---			Total	Pins	Gms	New - Old --> +/-			High Game	High Sers	Points Won	Points Lost	%Won
			-1-	-2-	-3-											
1	09/09/12	bk224	183	185	216	584	584	3	194.67	- 0.00	= 194.67	216	584	2.0	1.0	66.67 %
2	09/16/12	bk224	227	191	256	674	1258	6	209.67	- 194.67	= 15.00	256	674	3.0	3.0	50.00 %
3	09/23/12	bk224	173	225	195	593	1851	9	205.67	- 209.67	= -4.00	256	674	3.5	5.5	38.89 %
4	09/30/12	205	258	183	237	678	2529	12	210.75	- 205.67	= 5.08	258	678	6.5	5.5	54.17 %
5	09/30/12	210	229	192	226	647	3176	15	211.73	- 210.75	= 0.98	258	678	9.5	5.5	63.33 %
6	10/07/12	211	215	254	246	715	3891	18	216.17	- 211.73	= 4.43	258	715	12.5	5.5	69.44 %
7	10/14/12	216	289	227	258	774	4665	21	222.14	- 216.17	= 5.98	289	774	13.5	7.5	64.29 %
8	10/21/12	222	224	237	247	708	5373	24	223.88	- 222.14	= 1.73	289	774	16.5	7.5	68.75 %
9	10/28/12	223	194	232	254	680	6053	27	224.19	- 223.88	= 0.31	289	774	17.5	9.5	64.81 %
10	11/04/12	224	247	234	227	708	6761	30	225.37	- 224.19	= 1.18	289	774	19.5	10.5	65.00 %
11	11/11/12	225	226	257	203	686	7447	33	225.67	- 225.37	= 0.30	289	774	21.5	11.5	65.15 %
12	11/11/12	225	195	160	200	555	8002	36	222.28	- 225.67	= -3.39	289	774	22.5	13.5	62.50 %
13	11/25/12	222	210	249	193	652	8654	39	221.90	- 222.28	= -0.38	289	774	23.5	15.5	60.26 %
14	12/02/12	221	238	245	214	697	9351	42	222.64	- 221.90	= 0.75	289	774	24.5	17.5	58.33 %
15	12/09/12	222	216	225	176	617	9968	45	221.51	- 222.64	= -1.13	289	774	25.5	19.5	56.67 %
16	12/16/12	221	227	206	204	637	10605	48	220.94	- 221.51	= -0.57	289	774	26.5	21.5	55.21 %

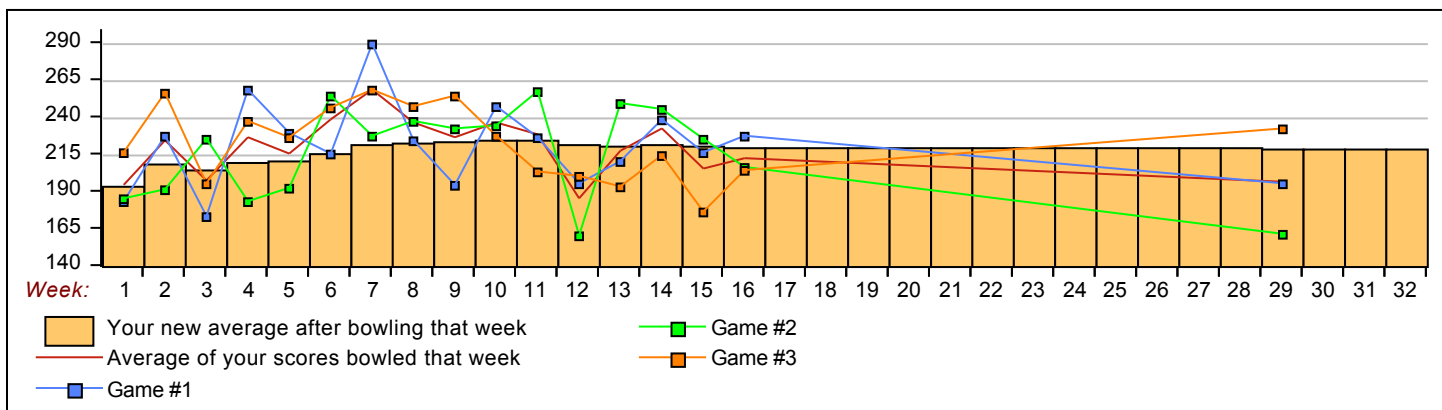
End of 1st part

17	12/23/12	220				0	10605	48	220.94	- 220.94	= 0.00	289	774	26.5	21.5	55.21 %
18	12/30/12	220				0	10605	48	220.94	- 220.94	= 0.00	289	774	26.5	21.5	55.21 %
19	01/06/13	220				0	10605	48	220.94	- 220.94	= 0.00	289	774	26.5	21.5	55.21 %
20	01/13/13	220				0	10605	48	220.94	- 220.94	= 0.00	289	774	26.5	21.5	55.21 %
21	01/20/13	220				0	10605	48	220.94	- 220.94	= 0.00	289	774	26.5	21.5	55.21 %
22	01/27/13	220				0	10605	48	220.94	- 220.94	= 0.00	289	774	26.5	21.5	55.21 %
23	01/27/13	220				0	10605	48	220.94	- 220.94	= 0.00	289	774	26.5	21.5	55.21 %
24	02/03/13	220				0	10605	48	220.94	- 220.94	= 0.00	289	774	26.5	21.5	55.21 %
25	02/10/13	220				0	10605	48	220.94	- 220.94	= 0.00	289	774	26.5	21.5	55.21 %
26	02/17/13	220				0	10605	48	220.94	- 220.94	= 0.00	289	774	26.5	21.5	55.21 %
27	02/24/13	220				0	10605	48	220.94	- 220.94	= 0.00	289	774	26.5	21.5	55.21 %
28	02/24/13	220				0	10605	48	220.94	- 220.94	= 0.00	289	774	26.5	21.5	55.21 %
29	03/03/13	220	195	161	232	588	11193	51	219.47	- 220.94	= -1.47	289	774	28.5	22.5	55.88 %
30	03/10/13	219				0	11193	51	219.47	- 219.47	= 0.00	289	774	28.5	22.5	55.88 %
31	03/10/13	219				0	11193	51	219.47	- 219.47	= 0.00	289	774	28.5	22.5	55.88 %
32	03/17/13	219				0	11193	51	219.47	- 219.47	= 0.00	289	774	28.5	22.5	55.88 %

<100	100's	125's	150's	175's	200's	225's	250's	275's	300's
			3	11	10	20	6	1	
<400	400's	450's	500's	550's	600's	650's	700's	750's	800's
				4	3	6	3	1	

Ave of Game 1	Ave of Game 2	Ave of Game 3
220.35	215.47	222.59

High game of 289 on week 7 High series of 774 on week 7 High average of 225.67 after bowling week 11
 Low game of 160 on week 12 Low series of 555 on week 12 Low average of 194.67 after bowling week 1



Sunday Morning Threesome

Sunday 9:00 am

Classic Lanes

Lanes 3 - 16

Note: This report includes information through March 17 which is week 32 of 32

Anthony Staniak's Bowling Record

Week No.	Bowling Date	Old Ave	---Average Change---			Total	Pins	Gms	New - Old --> +/-			High Game	High Sers	Points Won	Points Lost	%Won
			-1-	-2-	-3-											
1	09/09/12	180				0	0	0	- 0.00	= 0.00	0	0			0.00 %	
2	09/16/12	180				0	0	0	- 0.00	= 0.00	0	0			0.00 %	
3	09/23/12	180				0	0	0	- 0.00	= 0.00	0	0			0.00 %	
4	09/30/12	180				0	0	0	- 0.00	= 0.00	0	0			0.00 %	
5	09/30/12	180				0	0	0	- 0.00	= 0.00	0	0			0.00 %	
6	10/07/12	180				0	0	0	- 0.00	= 0.00	0	0			0.00 %	
7	10/14/12	180				0	0	0	- 0.00	= 0.00	0	0			0.00 %	
8	10/21/12	bk215	215	244	276	735	735	3	245.00	- 0.00	= 245.00	276	735	3.0		100.00 %
9	10/28/12	bk215	247	247	180	674	1409	6	234.83	- 245.00	= -10.17	276	735	4.0	2.0	66.67 %
10	11/04/12	bk215				0	1409	6	234.83	- 234.83	= 0.00	276	735	4.0	2.0	66.67 %
11	11/11/12	bk215				0	1409	6	234.83	- 234.83	= 0.00	276	735	4.0	2.0	66.67 %
12	11/11/12	bk215				0	1409	6	234.83	- 234.83	= 0.00	276	735	4.0	2.0	66.67 %
13	11/25/12	bk215	223	191	187	601	2010	9	223.33	- 234.83	= -11.50	276	735	5.0	4.0	55.56 %
14	12/02/12	223	204	235	257	696	2706	12	225.50	- 223.33	= 2.17	276	735	6.0	6.0	50.00 %
15	12/09/12	225	a205	a205	a205	615	2706	12	225.50	- 225.50	= 0.00	276	735	6.0	6.0	50.00 %
16	12/16/12	225	255	268	189	712	3418	15	227.87	- 225.50	= 2.37	276	735	8.0	7.0	53.33 %

End of 1st part

17	12/23/12	227				0	3418	15	227.87	- 227.87	= 0.00	276	735	8.0	7.0	53.33 %
18	12/30/12	227				0	3418	15	227.87	- 227.87	= 0.00	276	735	8.0	7.0	53.33 %
19	01/06/13	227				0	3418	15	227.87	- 227.87	= 0.00	276	735	8.0	7.0	53.33 %
20	01/13/13	227				0	3418	15	227.87	- 227.87	= 0.00	276	735	8.0	7.0	53.33 %
21	01/20/13	227				0	3418	15	227.87	- 227.87	= 0.00	276	735	8.0	7.0	53.33 %
22	01/27/13	227				0	3418	15	227.87	- 227.87	= 0.00	276	735	8.0	7.0	53.33 %
23	01/27/13	227				0	3418	15	227.87	- 227.87	= 0.00	276	735	8.0	7.0	53.33 %
24	02/03/13	227				0	3418	15	227.87	- 227.87	= 0.00	276	735	8.0	7.0	53.33 %
25	02/10/13	227				0	3418	15	227.87	- 227.87	= 0.00	276	735	8.0	7.0	53.33 %
26	02/17/13	227				0	3418	15	227.87	- 227.87	= 0.00	276	735	8.0	7.0	53.33 %
27	02/24/13	227				0	3418	15	227.87	- 227.87	= 0.00	276	735	8.0	7.0	53.33 %
28	02/24/13	227				0	3418	15	227.87	- 227.87	= 0.00	276	735	8.0	7.0	53.33 %
29	03/03/13	227				0	3418	15	227.87	- 227.87	= 0.00	276	735	8.0	7.0	53.33 %
30	03/10/13	227				0	3418	15	227.87	- 227.87	= 0.00	276	735	8.0	7.0	53.33 %
31	03/10/13	227				0	3418	15	227.87	- 227.87	= 0.00	276	735	8.0	7.0	53.33 %
32	03/17/13	227				0	3418	15	227.87	- 227.87	= 0.00	276	735	8.0	7.0	53.33 %

<100	100's	125's	150's	175's	200's	225's	250's	275's	300's
				4	3	4	3	1	
<400	400's	450's	500's	550's	600's	650's	700's	750's	800's
					1	2	2		

Ave of Game 1 **Ave of Game 2** **Ave of Game 3**
 228.80 237.00 217.80

High game of 276 on week 8 High series of 735 on week 8 High average of 245.00 after bowling week 8
 Low game of 180 on week 9 Low series of 601 on week 13 Low average of 223.33 after bowling week 13

