

Sunday 9:00 am

Classic Lanes

Lanes 3 - 16

Note: This report includes information through March 17 which is week 32 of 32

Team 4: Unholy Rollers

Name	Pins	Gms	True Average	Book Ave	High Game	High Sers	Points Won	Points Lost	%Won
Purdoff, Michael	10905	54	201.94	202	268	701	25.0	29.0	46.30 %
Larson, David	15844	84	188.62	198	247	645	39.0	45.0	46.43 %
Lake, Ted	18913	90	210.14	219	280	709	40.5	49.5	45.00 %
Villeneuve, Jim	10852	51	212.78	209	278	752	28.0	23.0	54.90 %

Team History

Week No.	Bowling Date	Opp. Team	-1-	-2-	-3-	Total	Last Wk WON	Last Wk Lost	Points Won	Points Lost	Year-To-Date WON	Y-T-D LOST	High Game	High Sers
1	09/09/12	6	621	670	601	1892	9	7	9	7	9	7	670	1892
2	09/16/12	10	682	581	691	1954	10	6	19	13	19	13	691	1954
3	09/23/12	2	650	755	656	2061	14 ½	1 ½	33 ½	14 ½	33 ½	14 ½	755	2061
4	09/30/12	16	619	649	527	1795	7	9	40 ½	23 ½	40 ½	23 ½	755	2061
5	09/30/12	8	615	525	592	1732	1	15	41 ½	38 ½	41 ½	38 ½	755	2061
6	10/07/12	11	573	642	577	1792	3	13	44 ½	51 ½	44 ½	51 ½	755	2061
7	10/14/12	13	596	622	655	1873	4	12	48 ½	63 ½	48 ½	63 ½	755	2061
8	10/21/12	4	630	613	584	1827	8	8	56 ½	71 ½	56 ½	71 ½	755	2061
9	10/28/12	7	552	568	589	1709	4	12	60 ½	83 ½	60 ½	83 ½	755	2061
10	11/04/12	3	594	597	635	1826	5	11	65 ½	94 ½	65 ½	94 ½	755	2061
11	11/11/12	15	602	617	581	1800	10	6	75 ½	100 ½	75 ½	100 ½	755	2061
12	11/11/12	1	613	522	563	1698	6	10	81 ½	110 ½	81 ½	110 ½	755	2061
13	11/25/12	9	632	551	602	1785	9	7	90 ½	117 ½	90 ½	117 ½	755	2061
14	12/02/12	12	616	639	611	1866	11	5	101 ½	122 ½	101 ½	122 ½	755	2061
15	12/09/12	14	652	580	594	1826	7	9	108 ½	131 ½	108 ½	131 ½	755	2061
16	12/16/12	6	628	624	651	1903	10	6	118 ½	137 ½	118 ½	137 ½	755	2061

End of 1st part

Team order was changed. They switched from team 5 to team 4

17	12/23/12	2	555	566	615	1736	4	12	4	12	122 ½	149 ½	755	2061
18	12/30/12	12	574	597	650	1821	12	4	16	16	134 ½	153 ½	755	2061
19	01/06/13	6	626	598	510	1734	6	10	22	26	140 ½	163 ½	755	2061
20	01/13/13	8	606	591	530	1727	2	14	24	40	142 ½	177 ½	755	2061
21	01/20/13	13	605	599	686	1890	8	8	32	48	150 ½	185 ½	755	2061
22	01/27/13	10	650	573	533	1756	5	11	37	59	155 ½	196 ½	755	2061
23	01/27/13	7	555	581	637	1773	2	14	39	73	157 ½	210 ½	755	2061
24	02/03/13	9	589	638	574	1801	6	10	45	83	163 ½	220 ½	755	2061
25	02/10/13	11	575	655	615	1845	8	8	53	91	171 ½	228 ½	755	2061
26	02/17/13	13	703	632	574	1909	5	11	58	102	176 ½	239 ½	755	2061
27	02/24/13	1	592	628	570	1790	9	7	67	109	185 ½	246 ½	755	2061
28	02/24/13	13	540	660	595	1795	8	8	75	117	193 ½	254 ½	755	2061
29	03/03/13	5	538	581	576	1695	12	4	87	121	205 ½	258 ½	755	2061
30	03/10/13	3	671	693	633	1997	13	3	100	124	218 ½	261 ½	755	2061
31	03/10/13	14	711	594	629	1934	14	2	114	126	232 ½	263 ½	755	2061
32	03/17/13	5	548	604	570	1722	7	9	121	135	239 ½	272 ½	755	2061

Sunday Morning Threesome

Sunday 9:00 am

Classic Lanes

Lanes 3 - 16

Note: This report includes information through March 17 which is week 32 of 32

Michael Purdoff's Bowling Record - Team 4: Unholy Rollers

Week No.	Bowling Date	Old Ave	---Average Change---			Total	Pins	Gms	New - Old --> +/-			High Game	High Sers	Points Won	Points Lost	%Won
			-1-	-2-	-3-											
1	09/09/12	bk202	183	215	258	656	656	3	218.67	- 0.00	= 218.67	258	656	2.0	1.0	66.67 %
2	09/16/12	bk202				0	656	3	218.67	- 218.67	= 0.00	258	656	2.0	1.0	66.67 %
3	09/23/12	bk202	209	256	236	701	1357	6	226.17	- 218.67	= 7.50	258	701	5.0	1.0	83.33 %
4	09/30/12	bk202				0	1357	6	226.17	- 226.17	= 0.00	258	701	5.0	1.0	83.33 %
5	09/30/12	bk202				0	1357	6	226.17	- 226.17	= 0.00	258	701	5.0	1.0	83.33 %
6	10/07/12	bk202	174	226	199	599	1956	9	217.33	- 226.17	= -8.83	258	701	6.0	3.0	66.67 %
7	10/14/12	217	211	207	243	661	2617	12	218.08	- 217.33	= 0.75	258	701	7.0	5.0	58.33 %
8	10/21/12	218	196	226	181	603	3220	15	214.67	- 218.08	= -3.42	258	701	8.0	7.0	53.33 %
9	10/28/12	214				0	3220	15	214.67	- 214.67	= 0.00	258	701	8.0	7.0	53.33 %
10	11/04/12	214	192	178	235	605	3825	18	212.50	- 214.67	= -2.17	258	701	9.0	9.0	50.00 %
11	11/11/12	212				0	3825	18	212.50	- 212.50	= 0.00	258	701	9.0	9.0	50.00 %
12	11/11/12	212				0	3825	18	212.50	- 212.50	= 0.00	258	701	9.0	9.0	50.00 %
13	11/25/12	212				0	3825	18	212.50	- 212.50	= 0.00	258	701	9.0	9.0	50.00 %
14	12/02/12	212	179	201	223	603	4428	21	210.86	- 212.50	= -1.64	258	701	11.0	10.0	52.38 %
15	12/09/12	210				0	4428	21	210.86	- 210.86	= 0.00	258	701	11.0	10.0	52.38 %
16	12/16/12	210	200	215	235	650	5078	24	211.58	- 210.86	= 0.73	258	701	12.0	12.0	50.00 %

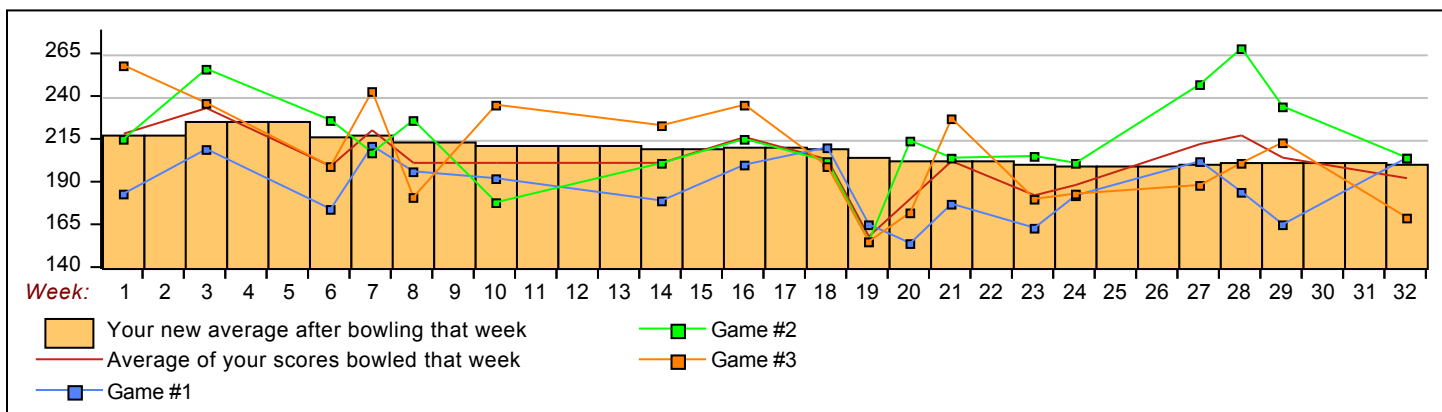
End of 1st part

17	12/23/12	211				0	5078	24	211.58	- 211.58	= 0.00	258	701	12.0	12.0	50.00 %
18	12/30/12	211	210	202	199	611	5689	27	210.70	- 211.58	= -0.88	258	701	15.0	12.0	55.56 %
19	01/06/13	210	165	155	155	475	6164	30	205.47	- 210.70	= -5.24	258	701	15.0	15.0	50.00 %
20	01/13/13	205	154	214	172	540	6704	33	203.15	- 205.47	= -2.32	258	701	15.0	18.0	45.45 %
21	01/20/13	203	177	204	227	608	7312	36	203.11	- 203.15	= -0.04	258	701	16.0	20.0	44.44 %
22	01/27/13	203				0	7312	36	203.11	- 203.11	= 0.00	258	701	16.0	20.0	44.44 %
23	01/27/13	203	163	205	180	548	7860	39	201.54	- 203.11	= -1.57	258	701	16.0	23.0	41.03 %
24	02/03/13	201	182	201	183	566	8426	42	200.62	- 201.54	= -0.92	258	701	16.0	26.0	38.10 %
25	02/10/13	200				0	8426	42	200.62	- 200.62	= 0.00	258	701	16.0	26.0	38.10 %
26	02/17/13	200				0	8426	42	200.62	- 200.62	= 0.00	258	701	16.0	26.0	38.10 %
27	02/24/13	200	202	247	188	637	9063	45	201.40	- 200.62	= 0.78	258	701	18.0	27.0	40.00 %
28	02/24/13	201	184	268	201	653	9716	48	202.42	- 201.40	= 1.02	268	701	20.0	28.0	41.67 %
29	03/03/13	202	165	234	213	612	10328	51	202.51	- 202.42	= 0.09	268	701	23.0	28.0	45.10 %
30	03/10/13	202				0	10328	51	202.51	- 202.51	= 0.00	268	701	23.0	28.0	45.10 %
31	03/10/13	202				0	10328	51	202.51	- 202.51	= 0.00	268	701	23.0	28.0	45.10 %
32	03/17/13	202	204	204	169	577	10905	54	201.94	- 202.51	= -0.57	268	701	25.0	29.0	46.30 %

<100	100's	125's	150's	175's	200's	225's	250's	275's	300's
			9	14	19	9	3		
<400	400's	450's	500's	550's	600's	650's	700's	750's	800's
		1	2	3	7	4	1		

Ave of Game 1	Ave of Game 2	Ave of Game 3
186.11	214.33	205.39

High game of 268 on week 28 High series of 701 on week 3 High average of 226.17 after bowling week 3
 Low game of 154 on week 20 Low series of 475 on week 19 Low average of 200.62 after bowling week 24



Sunday Morning Threesome

Sunday 9:00 am

Classic Lanes

Lanes 3 - 16

Note: This report includes information through March 17 which is week 32 of 32

David Larson's Bowling Record - Team 4: Unholy Rollers

Week No.	Bowling Date	Old Ave	---Average Change---			Total	Pins	Gms	New - Old --> +/-			High Game	High Sers	Points Won	Points Lost	%Won
			-1-	-2-	-3-											
1	09/09/12	bk198	225	224	170	619	619	3	206.33	- 0.00	= 206.33	225	619	2.0	1.0	66.67 %
2	09/16/12	bk198	210	188	211	609	1228	6	204.67	- 206.33	= -1.67	225	619	3.0	3.0	50.00 %
3	09/23/12	bk198				0	1228	6	204.67	- 204.67	= 0.00	225	619	3.0	3.0	50.00 %
4	09/30/12	bk198				0	1228	6	204.67	- 204.67	= 0.00	225	619	3.0	3.0	50.00 %
5	09/30/12	bk198	199	179	210	588	1816	9	201.78	- 204.67	= -2.89	225	619	4.0	5.0	44.44 %
6	10/07/12	201	162	149	175	486	2302	12	191.83	- 201.78	= -9.94	225	619	4.0	8.0	33.33 %
7	10/14/12	191	179	200	203	582	2884	15	192.27	- 191.83	= 0.43	225	619	6.0	9.0	40.00 %
8	10/21/12	192	234	174	198	606	3490	18	193.89	- 192.27	= 1.62	234	619	8.0	10.0	44.44 %
9	10/28/12	193	211	176	188	575	4065	21	193.57	- 193.89	= -0.32	234	619	9.0	12.0	42.86 %
10	11/04/12	193	220	244	146	610	4675	24	194.79	- 193.57	= 1.22	244	619	11.0	13.0	45.83 %
11	11/11/12	194	170	200	168	538	5213	27	193.07	- 194.79	= -1.72	244	619	12.0	15.0	44.44 %
12	11/11/12	193	192	150	167	509	5722	30	190.73	- 193.07	= -2.34	244	619	14.0	16.0	46.67 %
13	11/25/12	190	190	151	163	504	6226	33	188.67	- 190.73	= -2.07	244	619	15.0	18.0	45.45 %
14	12/02/12	188				0	6226	33	188.67	- 188.67	= 0.00	244	619	15.0	18.0	45.45 %
15	12/09/12	188	216	158	165	539	6765	36	187.92	- 188.67	= -0.75	244	619	15.0	21.0	41.67 %
16	12/16/12	187	204	193	194	591	7356	39	188.62	- 187.92	= 0.70	244	619	17.0	22.0	43.59 %

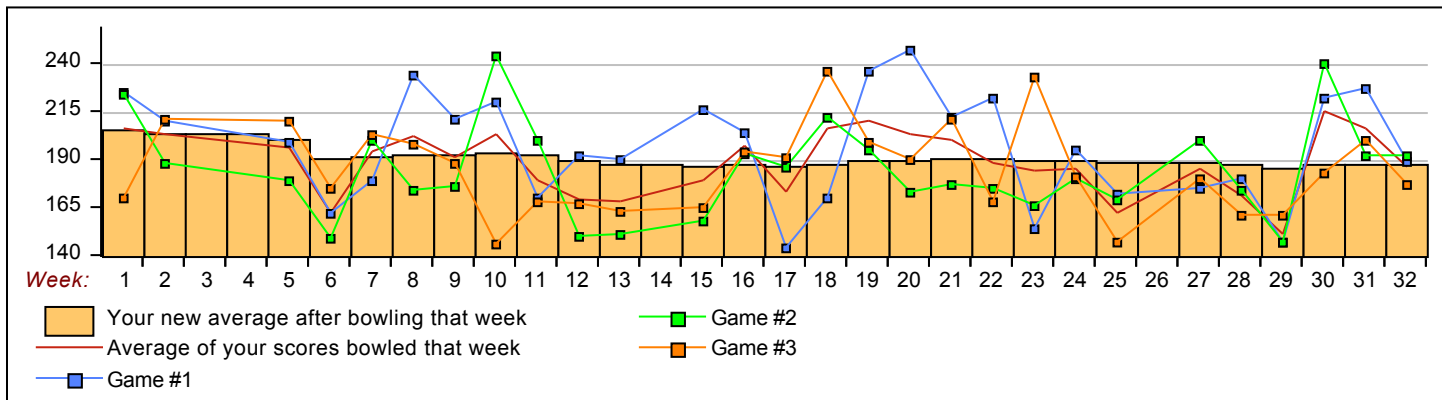
End of 1st part

17	12/23/12	188	144	186	191	521	7877	42	187.55	- 188.62	= -1.07	244	619	18.0	24.0	42.86 %
18	12/30/12	187	170	212	236	618	8495	45	188.78	- 187.55	= 1.23	244	619	20.0	25.0	44.44 %
19	01/06/13	188	236	195	199	630	9125	48	190.10	- 188.78	= 1.33	244	630	22.0	26.0	45.83 %
20	01/13/13	190	247	173	190	610	9735	51	190.88	- 190.10	= 0.78	247	630	23.0	28.0	45.10 %
21	01/20/13	190	212	177	211	600	10335	54	191.39	- 190.88	= 0.51	247	630	24.0	30.0	44.44 %
22	01/27/13	191	222	175	168	565	10900	57	191.23	- 191.39	= -0.16	247	630	26.0	31.0	45.61 %
23	01/27/13	191	154	166	233	553	11453	60	190.88	- 191.23	= -0.34	247	630	26.0	34.0	43.33 %
24	02/03/13	190	195	180	181	556	12009	63	190.62	- 190.88	= -0.26	247	630	28.0	35.0	44.44 %
25	02/10/13	190	172	169	147	488	12497	66	189.35	- 190.62	= -1.27	247	630	28.0	38.0	42.42 %
26	02/17/13	189				0	12497	66	189.35	- 189.35	= 0.00	247	630	28.0	38.0	42.42 %
27	02/24/13	189	175	200	180	555	13052	69	189.16	- 189.35	= -0.19	247	630	29.0	40.0	42.03 %
28	02/24/13	189	180	174	161	515	13567	72	188.43	- 189.16	= -0.73	247	630	30.0	42.0	41.67 %
29	03/03/13	188	147	147	161	455	14022	75	186.96	- 188.43	= -1.47	247	630	30.0	45.0	40.00 %
30	03/10/13	186	222	240	183	645	14667	78	188.04	- 186.96	= 1.08	247	645	33.0	45.0	42.31 %
31	03/10/13	188	227	192	200	619	15286	81	188.72	- 188.04	= 0.68	247	645	36.0	45.0	44.44 %
32	03/17/13	188	189	192	177	558	15844	84	188.62	- 188.72	= -0.10	247	645	39.0	45.0	46.43 %

<100	100's	125's	150's	175's	200's	225's	250's	275's	300's
		6	21	30	18	9			
<400	400's	450's	500's	550's	600's	650's	700's	750's	800's
		3	6	9	10				

Ave of Game 1 Ave of Game 2 Ave of Game 3
 196.57 184.43 184.86

High game of 247 on week 20 High series of 645 on week 30 High average of 206.33 after bowling week 1
 Low game of 144 on week 17 Low series of 455 on week 29 Low average of 186.96 after bowling week 29



Sunday Morning Threesome

Sunday 9:00 am

Classic Lanes

Lanes 3 - 16

Note: This report includes information through March 17 which is week 32 of 32

Ted Lake's Bowling Record - Team 4: Unholy Rollers

Week No.	Bowling Date	Old Ave	---Average Change---			Total	Pins	Gms	New - Old --> +/-			High Game	High Sers	Points Won	Points Lost	%Won
			-1-	-2-	-3-											
1	09/09/12	bk219	213	231	173	617	617	3	205.67	- 0.00	= 205.67	231	617	1.0	2.0	33.33 %
2	09/16/12	bk219	238	203	244	685	1302	6	217.00	- 205.67	= 11.33	244	685	2.0	4.0	33.33 %
3	09/23/12	bk219	247	221	234	702	2004	9	222.67	- 217.00	= 5.67	247	702	4.5	4.5	50.00 %
4	09/30/12	222	205	239	144	588	2592	12	216.00	- 222.67	= -6.67	247	702	5.5	6.5	45.83 %
5	09/30/12	216	209	140	207	556	3148	15	209.87	- 216.00	= -6.13	247	702	5.5	9.5	36.67 %
6	10/07/12	209	237	267	203	707	3855	18	214.17	- 209.87	= 4.30	267	707	7.5	10.5	41.67 %
7	10/14/12	214	206	215	209	630	4485	21	213.57	- 214.17	= -0.60	267	707	8.5	12.5	40.48 %
8	10/21/12	213	200	213	205	618	5103	24	212.63	- 213.57	= -0.95	267	707	9.5	14.5	39.58 %
9	10/28/12	212	168	212	207	587	5690	27	210.74	- 212.63	= -1.88	267	707	10.5	16.5	38.89 %
10	11/04/12	210	182	175	254	611	6301	30	210.03	- 210.74	= -0.71	267	707	12.5	17.5	41.67 %
11	11/11/12	210	175	212	203	590	6891	33	208.82	- 210.03	= -1.22	267	707	13.5	19.5	40.91 %
12	11/11/12	208	243	204	222	669	7560	36	210.00	- 208.82	= 1.18	267	707	14.5	21.5	40.28 %
13	11/25/12	210	237	226	246	709	8269	39	212.03	- 210.00	= 2.03	267	709	16.5	22.5	42.31 %
14	12/02/12	212	215	193	172	580	8849	42	210.69	- 212.03	= -1.34	267	709	17.5	24.5	41.67 %
15	12/09/12	210	234	195	190	619	9468	45	210.40	- 210.69	= -0.29	267	709	17.5	27.5	38.89 %
16	12/16/12	210	224	216	222	662	10130	48	211.04	- 210.40	= 0.64	267	709	19.5	28.5	40.63 %

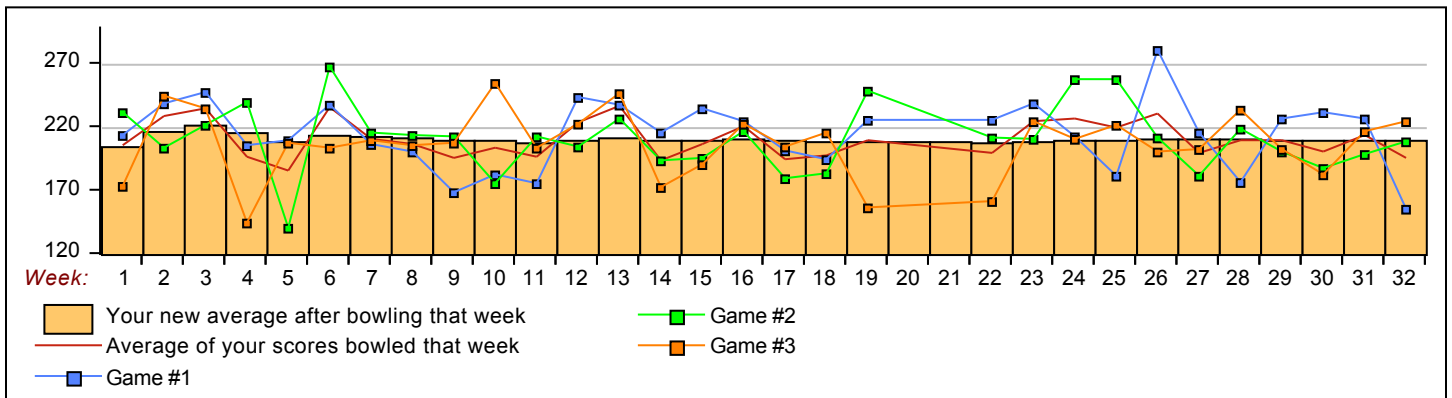
End of 1st part

17	12/23/12	211	201	179	204	584	10714	51	210.08	- 211.04	= -0.96	267	709	19.5	31.5	38.24 %
18	12/30/12	210	194	183	215	592	11306	54	209.37	- 210.08	= -0.71	267	709	21.5	32.5	39.81 %
19	01/06/13	209	225	248	156	629	11935	57	209.39	- 209.37	= 0.02	267	709	23.5	33.5	41.23 %
20	01/13/13	209				0	11935	57	209.39	- 209.39	= 0.00	267	709	23.5	33.5	41.23 %
21	01/20/13	209				0	11935	57	209.39	- 209.39	= 0.00	267	709	23.5	33.5	41.23 %
22	01/27/13	209	225	211	161	597	12532	60	208.87	- 209.39	= -0.52	267	709	24.5	35.5	40.83 %
23	01/27/13	208	238	210	224	672	13204	63	209.59	- 208.87	= 0.72	267	709	26.5	36.5	42.06 %
24	02/03/13	209	212	257	210	679	13883	66	210.35	- 209.59	= 0.76	267	709	28.5	37.5	43.18 %
25	02/10/13	210	181	257	221	659	14542	69	210.75	- 210.35	= 0.41	267	709	29.5	39.5	42.75 %
26	02/17/13	210	280	211	200	691	15233	72	211.57	- 210.75	= 0.82	280	709	32.5	39.5	45.14 %
27	02/24/13	211	215	181	202	598	15831	75	211.08	- 211.57	= -0.49	280	709	33.5	41.5	44.67 %
28	02/24/13	211	176	218	233	627	16458	78	211.00	- 211.08	= -0.08	280	709	35.5	42.5	45.51 %
29	03/03/13	211	226	200	202	628	17086	81	210.94	- 211.00	= -0.06	280	709	37.5	43.5	46.30 %
30	03/10/13	210	231	187	182	600	17686	84	210.55	- 210.94	= -0.39	280	709	38.5	45.5	45.83 %
31	03/10/13	210	226	198	216	640	18326	87	210.64	- 210.55	= 0.10	280	709	40.5	46.5	46.55 %
32	03/17/13	210	155	208	224	587	18913	90	210.14	- 210.64	= -0.50	280	709	40.5	49.5	45.00 %

<100	100's	125's	150's	175's	200's	225's	250's	275's	300's
		2	6	15	42	20	4	1	
<400	400's	450's	500's	550's	600's	650's	700's	750's	800's
				10	10	7	3		

Ave of Game 1 **Ave of Game 2** **Ave of Game 3**
 213.93 210.33 206.17

High game of **280** on week **26** High series of **709** on week **18** High average of **222.67** after bowling week **3**
 Low game of **140** on week **5** Low series of **556** on week **5** Low average of **205.67** after bowling week **1**



Sunday Morning Threesome

Sunday 9:00 am

Classic Lanes

Lanes 3 - 16

Note: This report includes information through March 17 which is week 32 of 32

Jim Villeneuve's Bowling Record - Team 4: Unholy Rollers

Week No.	Bowling Date	Old Ave	---Average Change---			Total	Pins	Gms	New - Old --> +/-			High Game	High Sers	Points Won	Points Lost	%Won		
			-1-	-2-	-3-					=								
1	09/09/12	bk209				0	0	0	-	0.00	=	0.00	0	0			0.00 %	
2	09/16/12	bk209	234	190	236	660	660	3	220.00	-	0.00	=	220.00	236	660	3.0		100.00 %
3	09/23/12	bk209	194	278	186	658	1318	6	219.67	-	220.00	=	-0.33	278	660	5.0	1.0	83.33 %
4	09/30/12	bk209	212	209	181	602	1920	9	213.33	-	219.67	=	-6.33	278	660	7.0	2.0	77.78 %
5	09/30/12	213	207	206	175	588	2508	12	209.00	-	213.33	=	-4.33	278	660	7.0	5.0	58.33 %
6	10/07/12	209				0	2508	12	209.00	-	209.00	=	0.00	278	660	7.0	5.0	58.33 %
7	10/14/12	209				0	2508	12	209.00	-	209.00	=	0.00	278	660	7.0	5.0	58.33 %
8	10/21/12	209				0	2508	12	209.00	-	209.00	=	0.00	278	660	7.0	5.0	58.33 %
9	10/28/12	209	173	180	194	547	3055	15	203.67	-	209.00	=	-5.33	278	660	7.0	8.0	46.67 %
10	11/04/12	203				0	3055	15	203.67	-	203.67	=	0.00	278	660	7.0	8.0	46.67 %
11	11/11/12	203	257	205	210	672	3727	18	207.06	-	203.67	=	3.39	278	672	10.0	8.0	55.56 %
12	11/11/12	207	178	168	174	520	4247	21	202.24	-	207.06	=	-4.82	278	672	11.0	10.0	52.38 %
13	11/25/12	202	205	174	193	572	4819	24	200.79	-	202.24	=	-1.45	278	672	12.0	12.0	50.00 %
14	12/02/12	200	222	245	216	683	5502	27	203.78	-	200.79	=	2.99	278	683	15.0	12.0	55.56 %
15	12/09/12	203	202	227	239	668	6170	30	205.67	-	203.78	=	1.89	278	683	18.0	12.0	60.00 %
16	12/16/12	205				0	6170	30	205.67	-	205.67	=	0.00	278	683	18.0	12.0	60.00 %

End of 1st part

17	12/23/12	205	210	201	220	631	6801	33	206.09	-	205.67	=	0.42	278	683	19.0	14.0	57.58 %
18	12/30/12	206				0	6801	33	206.09	-	206.09	=	0.00	278	683	19.0	14.0	57.58 %
19	01/06/13	206				0	6801	33	206.09	-	206.09	=	0.00	278	683	19.0	14.0	57.58 %
20	01/13/13	206	205	204	168	577	7378	36	204.94	-	206.09	=	-1.15	278	683	20.0	16.0	55.56 %
21	01/20/13	204	216	218	248	682	8060	39	206.67	-	204.94	=	1.72	278	683	22.0	17.0	56.41 %
22	01/27/13	206				0	8060	39	206.67	-	206.67	=	0.00	278	683	22.0	17.0	56.41 %
23	01/27/13	206				0	8060	39	206.67	-	206.67	=	0.00	278	683	22.0	17.0	56.41 %
24	02/03/13	206				0	8060	39	206.67	-	206.67	=	0.00	278	683	22.0	17.0	56.41 %
25	02/10/13	206	222	229	247	698	8758	42	208.52	-	206.67	=	1.86	278	698	24.0	18.0	57.14 %
26	02/17/13	208	243	211	213	667	9425	45	209.44	-	208.52	=	0.92	278	698	24.0	21.0	53.33 %
27	02/24/13	209				0	9425	45	209.44	-	209.44	=	0.00	278	698	24.0	21.0	53.33 %
28	02/24/13	209				0	9425	45	209.44	-	209.44	=	0.00	278	698	24.0	21.0	53.33 %
29	03/03/13	209				0	9425	45	209.44	-	209.44	=	0.00	278	698	24.0	21.0	53.33 %
30	03/10/13	209	218	266	268	752	10177	48	212.02	-	209.44	=	2.58	278	752	26.0	22.0	54.17 %
31	03/10/13	212	258	204	213	675	10852	51	212.78	-	212.02	=	0.76	278	752	28.0	23.0	54.90 %
32	03/17/13	212				0	10852	51	212.78	-	212.78	=	0.00	278	752	28.0	23.0	54.90 %

<u><100</u>	<u>100's</u>	<u>125's</u>	<u>150's</u>	<u>175's</u>	<u>200's</u>	<u>225's</u>	<u>250's</u>	<u>275's</u>	<u>300's</u>
			5	9	23	9	4	1	
<u><400</u>	<u>400's</u>	<u>450's</u>	<u>500's</u>	<u>550's</u>	<u>600's</u>	<u>650's</u>	<u>700's</u>	<u>750's</u>	<u>800's</u>
			2	3	2	9		1	

<u>Ave of Game 1</u>	<u>Ave of Game 2</u>	<u>Ave of Game 3</u>
215.06	212.65	210.65

High game of **278** on week **3** High series of **752** on week **3** High average of **220.00** after bowling week **2**
 Low game of **168** on week **12** Low series of **520** on week **12** Low average of **200.79** after bowling week **13**

