

# Sunday Morning Threesome

Sunday 9:00 am

Classic Lanes

Lanes 3 - 16

Note: This report includes information through March 17 which is week 32 of 32

## Team 6: Three Men & a Mexican

Name	Pins	Gms	True Average	Book Ave	High Game	High Sers	Points Won	Points Lost	%Won
Lake, Michael	15126	78	193.92	195	254	650	51.0	27.0	65.38 %
Lake, Adam	13441	69	194.80	186	270	661	37.0	32.0	53.62 %
Fehlhaber, John	14667	72	203.71	187	300	749	26.0	46.0	36.11 %
Neumann, Tom	11774	69	170.64	171	247	593	32.0	37.0	46.38 %

## Team History

Week No.	Bowling Date	Opp. Team	-1-	-2-	-3-	Total	Last Wk WON	Last Wk Lost	Points Won	Points Lost	Year-To-Date WON	Y-T-D LOST	High Game	High Sers
1	09/09/12	8	575	512	598	1685	9	7	9	7	9	7	598	1685
2	09/16/12	11	476	509	682	1667	4	12	13	19	13	19	682	1685
3	09/23/12	13	576	676	564	1816	4 ½	11 ½	17 ½	30 ½	17 ½	30 ½	682	1816
4	09/30/12	4	486	627	577	1690	12	4	29 ½	34 ½	29 ½	34 ½	682	1816
5	09/30/12	10	488	575	501	1564	10	6	39 ½	40 ½	39 ½	40 ½	682	1816
6	10/07/12	2	609	680	569	1858	1	15	40 ½	55 ½	40 ½	55 ½	682	1858
7	10/14/12	16	509	562	571	1642	1	15	41 ½	70 ½	41 ½	70 ½	682	1858
8	10/21/12	6	542	513	606	1661	11	5	52 ½	75 ½	52 ½	75 ½	682	1858
9	10/28/12	5	647	515	635	1797	12	4	64 ½	79 ½	64 ½	79 ½	682	1858
10	11/04/12	15	534	588	555	1677	1	15	65 ½	94 ½	65 ½	94 ½	682	1858
11	11/11/12	3	566	634	490	1690	5	11	70 ½	105 ½	70 ½	105 ½	682	1858
12	11/11/12	14	575	550	468	1593	8	8	78 ½	113 ½	78 ½	113 ½	682	1858
13	11/25/12	12	521	606	586	1713	9 ½	6 ½	88	120	88	120	682	1858
14	12/02/12	1	542	583	622	1747	10	6	98	126	98	126	682	1858
15	12/09/12	9	591	579	583	1753	14	2	112	128	112	128	682	1858
16	12/16/12	9	595	522	600	1717	4	12	116	140	116	140	682	1858

## End of 1st part

Team order was changed. They switched from team 7 to team 6

17	12/23/12	7	586	540	584	1710	12	4	12	4	128	144	682	1858
18	12/30/12	9	553	640	574	1767	10	6	22	10	138	150	682	1858
19	01/06/13	4	611	576	652	1839	10	6	32	16	148	156	682	1858
20	01/13/13	1	527	645	630	1802	11	5	43	21	159	161	682	1858
21	01/20/13	8	484	610	621	1715	13	3	56	24	172	164	682	1858
22	01/27/13	8	595	578	554	1727	7	9	63	33	179	173	682	1858
23	01/27/13	10	645	582	578	1805	9	7	72	40	188	180	682	1858
24	02/03/13	14	548	562	546	1656	10	6	82	46	198	186	682	1858
25	02/10/13	2	550	490	591	1631	2	14	84	60	200	200	682	1858
26	02/17/13	11	618	612	596	1826	14	2	98	62	214	202	682	1858
27	02/24/13	3	518	523	588	1629	6	10	104	72	220	212	682	1858
28	02/24/13	11	582	559	491	1632	7 ½	8 ½	111 ½	80 ½	227 ½	220 ½	682	1858
29	03/03/13	12	480	542	604	1626	8	8	119 ½	88 ½	235 ½	228 ½	682	1858
30	03/10/13	5	592	608	620	1820	12	4	131 ½	92 ½	247 ½	232 ½	682	1858
31	03/10/13	13	662	598	551	1811	15	1	146 ½	93 ½	262 ½	233 ½	682	1858
32	03/17/13	12	538	617	587	1742	2	14	148 ½	107 ½	264 ½	247 ½	682	1858

# Sunday Morning Threesome

Sunday 9:00 am

Classic Lanes

Lanes 3 - 16

Note: This report includes information through March 17 which is week 32 of 32

## Michael Lake's Bowling Record - Team 6: Three Men & a Mexican

Week No.	Bowling Date	Old Ave	---Average Change---			Total	Pins	Gms	New - Old --> +/-			High Game	High Sers	Points Won	Points Lost	%Won
			-1-	-2-	-3-											
1	09/09/12	bk195	159	203	173	535	535	3	178.33	- 0.00	= 178.33	203	535	1.0	2.0	33.33 %
2	09/16/12	bk195				0	535	3	178.33	- 178.33	= 0.00	203	535	1.0	2.0	33.33 %
3	09/23/12	bk195	181	203	154	538	1073	6	178.83	- 178.33	= 0.50	203	538	1.0	5.0	16.67 %
4	09/30/12	bk195	191	203	178	572	1645	9	182.78	- 178.83	= 3.94	203	572	4.0	5.0	44.44 %
5	09/30/12	182	152	254	187	593	2238	12	186.50	- 182.78	= 3.72	254	593	6.0	6.0	50.00 %
6	10/07/12	186	176	223	155	554	2792	15	186.13	- 186.50	= -0.37	254	593	6.0	9.0	40.00 %
7	10/14/12	186				0	2792	15	186.13	- 186.13	= 0.00	254	593	6.0	9.0	40.00 %
8	10/21/12	186	170	178	189	537	3329	18	184.94	- 186.13	= -1.19	254	593	8.0	10.0	44.44 %
9	10/28/12	184	166	199	202	567	3896	21	185.52	- 184.94	= 0.58	254	593	11.0	10.0	52.38 %
10	11/04/12	185	168	213	172	553	4449	24	185.38	- 185.52	= -0.15	254	593	11.0	13.0	45.83 %
11	11/11/12	185	251	221	148	620	5069	27	187.74	- 185.38	= 2.37	254	620	13.0	14.0	48.15 %
12	11/11/12	187	196	176	180	552	5621	30	187.37	- 187.74	= -0.37	254	620	15.0	15.0	50.00 %
13	11/25/12	187	201	234	179	614	6235	33	188.94	- 187.37	= 1.57	254	620	17.0	16.0	51.52 %
14	12/02/12	188				0	6235	33	188.94	- 188.94	= 0.00	254	620	17.0	16.0	51.52 %
15	12/09/12	188	204	173	196	573	6808	36	189.11	- 188.94	= 0.17	254	620	20.0	16.0	55.56 %
16	12/16/12	189				0	6808	36	189.11	- 189.11	= 0.00	254	620	20.0	16.0	55.56 %

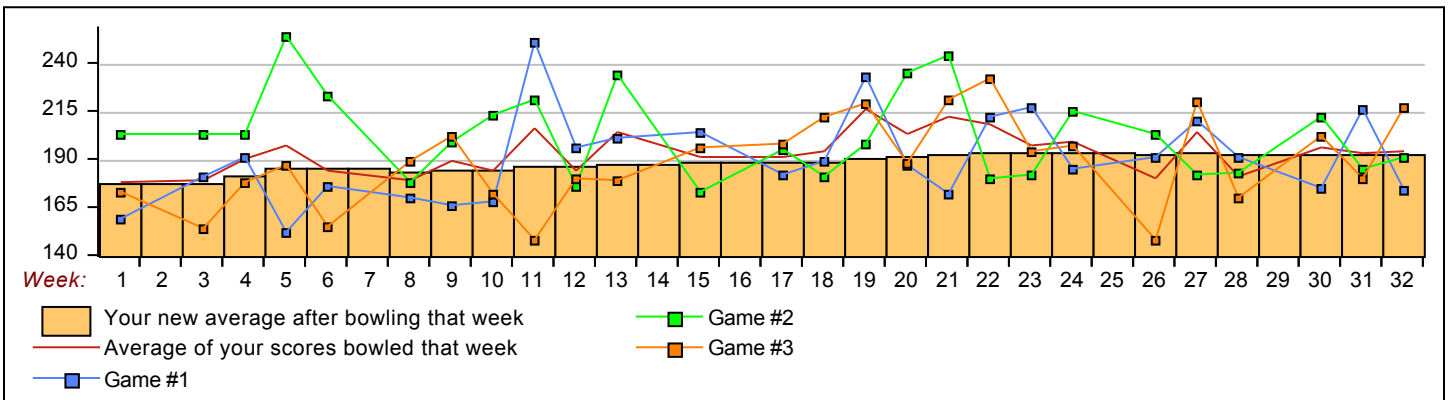
## End of 1st part

17	12/23/12	189	182	195	198	575	7383	39	189.31	- 189.11	= 0.20	254	620	23.0	16.0	58.97 %
18	12/30/12	189	189	181	212	582	7965	42	189.64	- 189.31	= 0.34	254	620	25.0	17.0	59.52 %
19	01/06/12	189	233	198	219	650	8615	45	191.44	- 189.64	= 1.80	254	650	28.0	17.0	62.22 %
20	01/13/13	191	187	235	188	610	9225	48	192.19	- 191.44	= 0.74	254	650	31.0	17.0	64.58 %
21	01/20/13	192	172	244	221	637	9862	51	193.37	- 192.19	= 1.19	254	650	33.0	18.0	64.71 %
22	01/27/13	193	212	180	232	624	10486	54	194.19	- 193.37	= 0.81	254	650	35.0	19.0	64.81 %
23	01/27/13	194	217	182	194	593	11079	57	194.37	- 194.19	= 0.18	254	650	37.0	20.0	64.91 %
24	02/03/13	194	185	215	197	597	11676	60	194.60	- 194.37	= 0.23	254	650	40.0	20.0	66.67 %
25	02/10/13	194				0	11676	60	194.60	- 194.60	= 0.00	254	650	40.0	20.0	66.67 %
26	02/17/13	194	191	203	148	542	12218	63	193.94	- 194.60	= -0.66	254	650	42.0	21.0	66.67 %
27	02/24/13	193	210	182	220	612	12830	66	194.39	- 193.94	= 0.46	254	650	44.0	22.0	66.67 %
28	02/24/13	194	191	183	170	544	13374	69	193.83	- 194.39	= -0.57	254	650	45.0	24.0	65.22 %
29	03/03/13	193				0	13374	69	193.83	- 193.83	= 0.00	254	650	45.0	24.0	65.22 %
30	03/10/13	193	175	212	202	589	13963	72	193.93	- 193.83	= 0.10	254	650	47.0	25.0	65.28 %
31	03/10/13	193	216	185	180	581	14544	75	193.92	- 193.93	= -0.01	254	650	50.0	25.0	66.67 %
32	03/17/13	193	174	191	217	582	15126	78	193.92	- 193.92	= 0.00	254	650	51.0	27.0	65.38 %

<100	100's	125's	150's	175's	200's	225's	250's	275's	300's
		2	13	34	22	5	2		
<400	400's	450's	500's	550's	600's	650's	700's	750's	800's
			5	14	6	1			

Ave of Game 1    Ave of Game 2    Ave of Game 3  
 190.35                      202.54                      188.88

High game of 254 on week 5 High series of 650 on week 1 High average of 194.60 after bowling week 24  
 Low game of 148 on week 11 Low series of 535 on week 1 Low average of 178.33 after bowling week 1



# Sunday Morning Threesome

Sunday 9:00 am

Classic Lanes

Lanes 3 - 16

Note: This report includes information through March 17 which is week 32 of 32

## Adam Lake's Bowling Record - Team 6: Three Men & a Mexican

Week No.	Bowling Date	Old Ave	---Average Change---			Total	Pins	Gms	New - Old --> +/-			High Game	High Sers	Points Won	Points Lost	%Won
			-1-	-2-	-3-											
1	09/09/12	bk186	212	129	233	574	574	3	191.33	- 0.00	= 191.33	233	574	2.0	1.0	66.67 %
2	09/16/12	bk186	121	154	211	486	1060	6	176.67	- 191.33	= -14.67	233	574	2.0	4.0	33.33 %
3	09/23/12	bk186				0	1060	6	176.67	- 176.67	= 0.00	233	574	2.0	4.0	33.33 %
4	09/30/12	bk186	140	218	214	572	1632	9	181.33	- 176.67	= 4.67	233	574	4.0	5.0	44.44 %
5	09/30/12	181	200	187	160	547	2179	12	181.58	- 181.33	= 0.25	233	574	6.0	6.0	50.00 %
6	10/07/12	181	221	215	203	639	2818	15	187.87	- 181.58	= 6.28	233	639	7.0	8.0	46.67 %
7	10/14/12	187	171	179	194	544	3362	18	186.78	- 187.87	= -1.09	233	639	7.0	11.0	38.89 %
8	10/21/12	186				0	3362	18	186.78	- 186.78	= 0.00	233	639	7.0	11.0	38.89 %
9	10/28/12	186	224	150	222	596	3958	21	188.48	- 186.78	= 1.70	233	639	9.0	12.0	42.86 %
10	11/04/12	188	162	193	172	527	4485	24	186.88	- 188.48	= -1.60	233	639	9.0	15.0	37.50 %
11	11/11/12	186				0	4485	24	186.88	- 186.88	= 0.00	233	639	9.0	15.0	37.50 %
12	11/11/12	186				0	4485	24	186.88	- 186.88	= 0.00	233	639	9.0	15.0	37.50 %
13	11/25/12	186	182	201	243	626	5111	27	189.30	- 186.88	= 2.42	243	639	11.0	16.0	40.74 %
14	12/02/12	189	212	211	187	610	5721	30	190.70	- 189.30	= 1.40	243	639	13.0	17.0	43.33 %
15	12/09/12	190	198	193	169	560	6281	33	190.33	- 190.70	= -0.37	243	639	15.0	18.0	45.45 %
16	12/16/12	190	231	209	219	659	6940	36	192.78	- 190.33	= 2.44	243	659	18.0	18.0	50.00 %

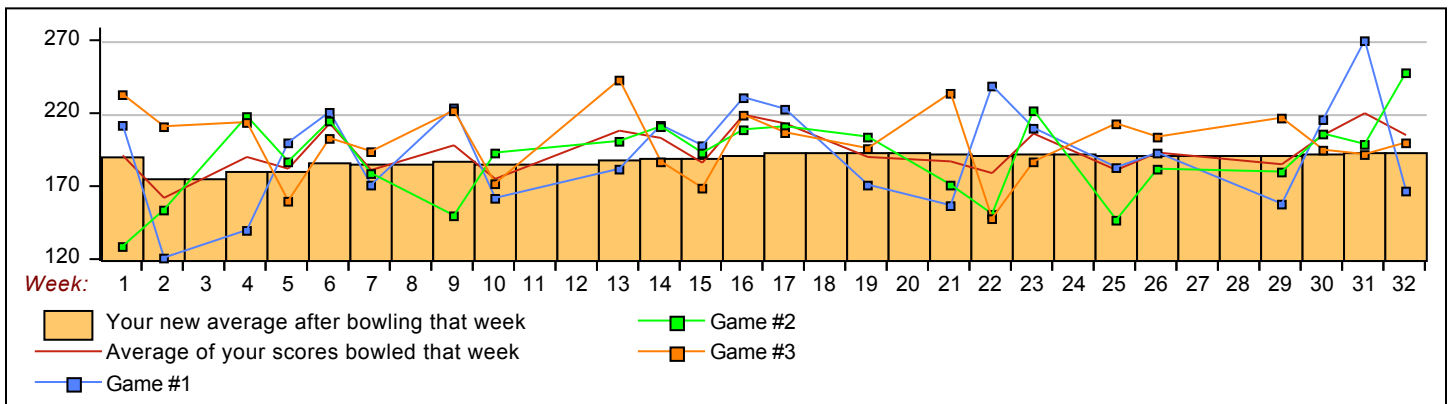
## End of 1st part

17	12/23/12	192	223	211	207	641	7581	39	194.38	- 192.78	= 1.61	243	659	20.0	19.0	51.28 %
18	12/30/12	194				0	7581	39	194.38	- 194.38	= 0.00	243	659	20.0	19.0	51.28 %
19	01/06/13	194	171	204	196	571	8152	42	194.10	- 194.38	= -0.29	243	659	21.0	21.0	50.00 %
20	01/13/13	194				0	8152	42	194.10	- 194.10	= 0.00	243	659	21.0	21.0	50.00 %
21	01/20/13	194	157	171	234	562	8714	45	193.64	- 194.10	= -0.45	243	659	23.0	22.0	51.11 %
22	01/27/13	193	239	151	148	538	9252	48	192.75	- 193.64	= -0.89	243	659	24.0	24.0	50.00 %
23	01/27/13	192	210	222	187	619	9871	51	193.55	- 192.75	= 0.80	243	659	25.0	26.0	49.02 %
24	02/03/13	193				0	9871	51	193.55	- 193.55	= 0.00	243	659	25.0	26.0	49.02 %
25	02/10/13	193	183	147	213	543	10414	54	192.85	- 193.55	= -0.70	243	659	26.0	28.0	48.15 %
26	02/17/13	192	193	182	204	579	10993	57	192.86	- 192.85	= 0.01	243	659	29.0	28.0	50.88 %
27	02/24/13	192				0	10993	57	192.86	- 192.86	= 0.00	243	659	29.0	28.0	50.88 %
28	02/24/13	192				0	10993	57	192.86	- 192.86	= 0.00	243	659	29.0	28.0	50.88 %
29	03/03/13	192	158	180	217	555	11548	60	192.47	- 192.86	= -0.39	243	659	31.0	29.0	51.67 %
30	03/10/13	192	216	206	195	617	12165	63	193.10	- 192.47	= 0.63	243	659	33.0	30.0	52.38 %
31	03/10/13	193	270	199	192	661	12826	66	194.33	- 193.10	= 1.24	270	661	36.0	30.0	54.55 %
32	03/17/13	194	167	248	200	615	13441	69	194.80	- 194.33	= 0.46	270	661	37.0	32.0	53.62 %

<100	100's	125's	150's	175's	200's	225's	250's	275's	300's
	1	4	13	17	27	6	1		
<400	400's	450's	500's	550's	600's	650's	700's	750's	800's
		1	5	8	7	2			

<b>Ave of Game 1</b>	<b>Ave of Game 2</b>	<b>Ave of Game 3</b>
193.96	189.57	200.87

High game of **270** on week **31** High series of **661** on week **31** High average of **194.80** after bowling week **32**  
 Low game of **121** on week **2** Low series of **486** on week **2** Low average of **176.67** after bowling week **2**



# Sunday Morning Threesome

Sunday 9:00 am

Classic Lanes

Lanes 3 - 16

Note: This report includes information through March 17 which is week 32 of 32

## John Fehlhaber's Bowling Record - Team 6: Three Men & a Mexican

Week No.	Bowling Date	Old Ave	---Average Change---			Total	Pins	Gms	New - Old --> +/-			High Game	High Sers	Points Won	Points Lost	%Won
			-1-	-2-	-3-											
1	09/09/12	bk187	204	180	192	576	576	3	192.00	- 0.00	= 192.00	204	576	1.0	2.0	33.33 %
2	09/16/12	bk187	184	177	300	661	1237	6	206.17	- 192.00	= 14.17	300	661	2.0	4.0	33.33 %
3	09/23/12	bk187	226	256	267	749	1986	9	220.67	- 206.17	= 14.50	300	749	4.0	5.0	44.44 %
4	09/30/12	220				0	1986	9	220.67	- 220.67	= 0.00	300	749	4.0	5.0	44.44 %
5	09/30/12	220				0	1986	9	220.67	- 220.67	= 0.00	300	749	4.0	5.0	44.44 %
6	10/07/12	220	212	242	211	665	2651	12	220.92	- 220.67	= 0.25	300	749	4.0	8.0	33.33 %
7	10/14/12	220	192	211	215	618	3269	15	217.93	- 220.92	= -2.98	300	749	4.0	11.0	26.67 %
8	10/21/12	217	211	172	225	608	3877	18	215.39	- 217.93	= -2.54	300	749	6.0	12.0	33.33 %
9	10/28/12	215	257	166	211	634	4511	21	214.81	- 215.39	= -0.58	300	749	8.0	13.0	38.10 %
10	11/04/12	214	204	182	211	597	5108	24	212.83	- 214.81	= -1.98	300	749	9.0	15.0	37.50 %
11	11/11/12	212	161	206	170	537	5645	27	209.07	- 212.83	= -3.76	300	749	9.0	18.0	33.33 %
12	11/11/12	209	198	222	137	557	6202	30	206.73	- 209.07	= -2.34	300	749	10.0	20.0	33.33 %
13	11/25/12	206				0	6202	30	206.73	- 206.73	= 0.00	300	749	10.0	20.0	33.33 %
14	12/02/12	206	195	200	236	631	6833	33	207.06	- 206.73	= 0.33	300	749	12.0	21.0	36.36 %
15	12/09/12	207	189	213	218	620	7453	36	207.03	- 207.06	= -0.03	300	749	14.0	22.0	38.89 %
16	12/16/12	207	198	181	202	581	8034	39	206.00	- 207.03	= -1.03	300	749	14.0	25.0	35.90 %

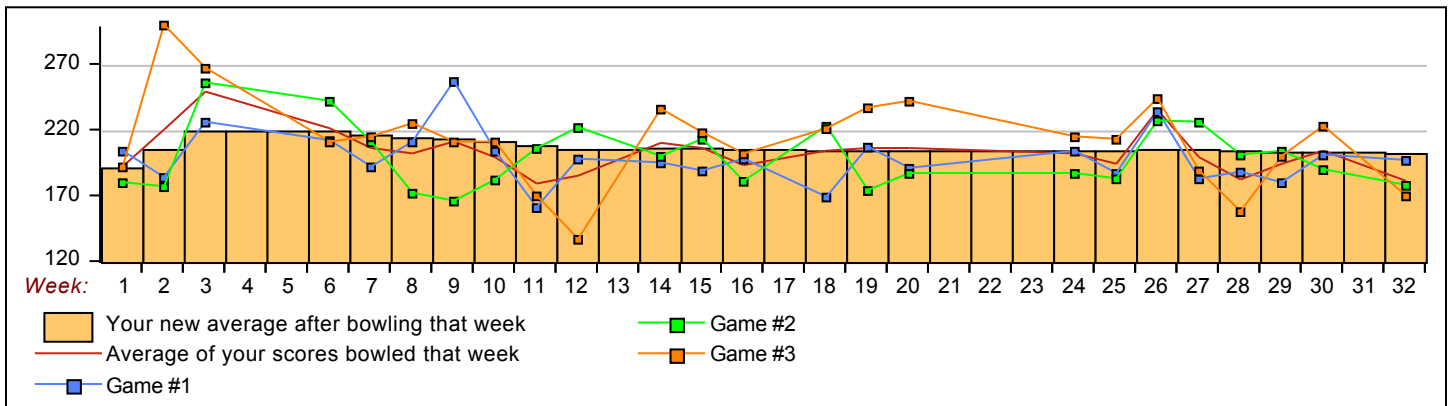
## End of 1st part

17	12/23/12	206				0	8034	39	206.00	- 206.00	= 0.00	300	749	14.0	25.0	35.90 %
18	12/30/12	206	169	223	221	613	8647	42	205.88	- 206.00	= -0.12	300	749	15.0	27.0	35.71 %
19	01/06/13	205	207	174	237	618	9265	45	205.89	- 205.88	= 0.01	300	749	16.0	29.0	35.56 %
20	01/13/13	205	191	187	242	620	9885	48	205.94	- 205.89	= 0.05	300	749	17.0	31.0	35.42 %
21	01/20/13	205				0	9885	48	205.94	- 205.94	= 0.00	300	749	17.0	31.0	35.42 %
22	01/27/13	205				0	9885	48	205.94	- 205.94	= 0.00	300	749	17.0	31.0	35.42 %
23	01/27/13	205				0	9885	48	205.94	- 205.94	= 0.00	300	749	17.0	31.0	35.42 %
24	02/03/13	205	204	187	215	606	10491	51	205.71	- 205.94	= -0.23	300	749	18.0	33.0	35.29 %
25	02/10/13	205	187	183	213	583	11074	54	205.07	- 205.71	= -0.63	300	749	18.0	36.0	33.33 %
26	02/17/13	205	234	227	244	705	11779	57	206.65	- 205.07	= 1.58	300	749	20.0	37.0	35.09 %
27	02/24/13	206	183	226	189	598	12377	60	206.28	- 206.65	= -0.37	300	749	21.0	39.0	35.00 %
28	02/24/13	206	188	201	158	547	12924	63	205.14	- 206.28	= -1.14	300	749	22.0	41.0	34.92 %
29	03/03/13	205	180	204	200	584	13508	66	204.67	- 205.14	= -0.48	300	749	23.0	43.0	34.85 %
30	03/10/13	204	201	190	223	614	14122	69	204.67	- 204.67	= 0.00	300	749	26.0	43.0	37.68 %
31	03/10/13	204				0	14122	69	204.67	- 204.67	= 0.00	300	749	26.0	43.0	37.68 %
32	03/17/13	204	197	178	170	545	14667	72	203.71	- 204.67	= -0.96	300	749	26.0	46.0	36.11 %

<100	100's	125's	150's	175's	200's	225's	250's	275's	300's
		1	8	23	26	10	3		1
<400	400's	450's	500's	550's	600's	650's	700's	750's	800's
			3	7	10	2	2		

Ave of Game 1	Ave of Game 2	Ave of Game 3
198.83	199.50	212.79

High game of 300 on week 2 High series of 749 on week 3 High average of 220.92 after bowling week 6  
 Low game of 137 on week 12 Low series of 537 on week 11 Low average of 192.00 after bowling week 1



# Sunday Morning Threesome

Sunday 9:00 am

Classic Lanes

Lanes 3 - 16

Note: This report includes information through March 17 which is week 32 of 32

## Tom Neumann's Bowling Record - Team 6: Three Men & a Mexican

Week No.	Bowling Date	Old Ave	---Average Change---			Total	Pins	Gms	---Average Change---			High Game	High Sers	Points Won	Points Lost	%Won		
			-1-	-2-	-3-				New	Old	+/-							
1	09/09/12	180				0	0	0	-	0.00	=	0.00	0	0			0.00 %	
2	09/16/12	bk171	171	<b>178</b>	171	520	520	3	173.33	-	0.00	=	173.33	178	520	1.0	2.0	33.33 %
3	09/23/12	bk171	169	<b>217</b>	143	529	1049	6	174.83	-	173.33	=	1.50	217	529	1.5	4.5	25.00 %
4	09/30/12	bk171	155	<b>206</b>	<b>185</b>	546	1595	9	177.22	-	174.83	=	2.39	217	546	3.5	5.5	38.89 %
5	09/30/12	177	<b>136</b>	134	154	424	2019	12	168.25	-	177.22	=	-8.97	217	546	4.5	7.5	37.50 %
6	10/07/12	168				0	2019	12	168.25	-	168.25	=	0.00	217	546	4.5	7.5	37.50 %
7	10/14/12	168	146	<b>172</b>	162	480	2499	15	166.60	-	168.25	=	-1.65	217	546	5.5	9.5	36.67 %
8	10/21/12	166	<b>161</b>	163	<b>192</b>	516	3015	18	167.50	-	166.60	=	0.90	217	546	7.5	10.5	41.67 %
9	10/28/12	167				0	3015	18	167.50	-	167.50	=	0.00	217	546	7.5	10.5	41.67 %
10	11/04/12	167				0	3015	18	167.50	-	167.50	=	0.00	217	546	7.5	10.5	41.67 %
11	11/11/12	167	154	<b>207</b>	172	533	3548	21	168.95	-	167.50	=	1.45	217	546	8.5	12.5	40.48 %
12	11/11/12	168	<b>181</b>	152	151	484	4032	24	168.00	-	168.95	=	-0.95	217	546	9.5	14.5	39.58 %
13	11/25/12	168	138	171	<b>164</b>	473	4505	27	166.85	-	168.00	=	-1.15	217	546	10.0	17.0	37.04 %
14	12/02/12	166	135	172	<b>199</b>	506	5011	30	167.03	-	166.85	=	0.18	217	546	11.0	19.0	36.67 %
15	12/09/12	167				0	5011	30	167.03	-	167.03	=	0.00	217	546	11.0	19.0	36.67 %
16	12/16/12	167	166	132	<b>179</b>	477	5488	33	166.30	-	167.03	=	-0.73	217	546	12.0	21.0	36.36 %

### End of 1st part

17	12/23/12	166	<b>181</b>	134	<b>179</b>	494	5982	36	166.17	-	166.30	=	-0.14	217	546	14.0	22.0	38.89 %
18	12/30/12	166	<b>195</b>	<b>236</b>	141	572	6554	39	168.05	-	166.17	=	1.88	236	572	16.0	23.0	41.03 %
19	01/06/12	168				0	6554	39	168.05	-	168.05	=	0.00	236	572	16.0	23.0	41.03 %
20	01/13/13	168	149	<b>223</b>	<b>200</b>	572	7126	42	169.67	-	168.05	=	1.62	236	572	18.0	24.0	42.86 %
21	01/20/13	169	<b>155</b>	<b>195</b>	166	516	7642	45	169.82	-	169.67	=	0.16	236	572	20.0	25.0	44.44 %
22	01/27/13	169	144	<b>247</b>	<b>174</b>	565	8207	48	170.98	-	169.82	=	1.16	247	572	22.0	26.0	45.83 %
23	01/27/13	170	<b>218</b>	178	197	593	8800	51	172.55	-	170.98	=	1.57	247	593	23.0	28.0	45.10 %
24	02/03/13	172	159	<b>160</b>	134	453	9253	54	171.35	-	172.55	=	-1.20	247	593	24.0	30.0	44.44 %
25	02/10/13	171	180	160	<b>165</b>	505	9758	57	171.19	-	171.35	=	-0.16	247	593	25.0	32.0	43.86 %
26	02/17/13	171				0	9758	57	171.19	-	171.19	=	0.00	247	593	25.0	32.0	43.86 %
27	02/24/13	171	125	115	<b>179</b>	419	10177	60	169.62	-	171.19	=	-1.58	247	593	26.0	34.0	43.33 %
28	02/24/13	169	<b>203</b>	<b>175</b>	<b>163</b>	541	10718	63	170.13	-	169.62	=	0.51	247	593	29.0	34.0	46.03 %
29	03/03/13	170	142	158	<b>187</b>	487	11205	66	169.77	-	170.13	=	-0.35	247	593	30.0	36.0	45.45 %
30	03/10/13	169				0	11205	66	169.77	-	169.77	=	0.00	247	593	30.0	36.0	45.45 %
31	03/10/13	169	176	<b>214</b>	<b>179</b>	569	11774	69	170.64	-	169.77	=	0.86	247	593	32.0	37.0	46.38 %
32	03/17/13	170				0	11774	69	170.64	-	170.64	=	0.00	247	593	32.0	37.0	46.38 %

<u>&lt;100</u>	<u>100's</u>	<u>125's</u>	<u>150's</u>	<u>175's</u>	<u>200's</u>	<u>225's</u>	<u>250's</u>	<u>275's</u>	<u>300's</u>
	1	14	26	18	8	2			
<u>&lt;400</u>	<u>400's</u>	<u>450's</u>	<u>500's</u>	<u>550's</u>	<u>600's</u>	<u>650's</u>	<u>700's</u>	<u>750's</u>	<u>800's</u>
	2	7	9	5					

Ave of Game 1	Ave of Game 2	Ave of Game 3
162.57	178.22	171.13

High game of **247** on week **22** High series of **593** on week **21** High average of **177.22** after bowling week **4**  
 Low game of **115** on week **27** Low series of **419** on week **27** Low average of **166.17** after bowling week **17**

