

Sunday 9:00 am

**Classic Lanes**

Lanes 3 - 16

Note: This report includes information through March 17 which is week 32 of 32

**Team 7: Jokerz**

Name	Pins	Gms	True Average	Book Ave	High Game	High Sers	Points Won	Points Lost	%Won
Herman, Robert	13029	78	167.04	168	245	576	35.5	42.5	45.51 %
Lendowski, Dennis	18074	93	194.34	194	289	698	41.0	52.0	44.09 %
Herman, Kevin	19994	93	214.99	221	299	733	42.0	51.0	45.16 %
Herman, Jeff	1425	6	237.50	223	289	747	7.0	2.0	77.78 %
Meyerring, John	1341	6	223.50	208	255	729	4.0	2.0	66.67 %

**Team History**

Week No.	Bowling Date	Opp. Team	-1-	-2-	-3-	Total	Last Wk WON	Last Wk Lost	Points Won	Points Lost	Year-To-Date WON	Y-T-D LOST	High Game	High Sers
1	09/09/12	7	510	727	630	1867	7	9	7	9	7	9	727	1867
2	09/16/12	3	558	658	729	1945	12	4	19	13	19	13	729	1945
3	09/23/12	14	631	595	660	1886	7	9	26	22	26	22	729	1945
4	09/30/12	12	620	608	576	1804	2	14	28	36	28	36	729	1945
5	09/30/12	5	663	703	670	2036	15	1	43	37	43	37	729	2036
6	10/07/12	15	581	574	593	1748	9	7	52	44	52	44	729	2036
7	10/14/12	1	559	665	541	1765	6	10	58	54	58	54	729	2036
8	10/21/12	9	580	583	620	1783	6	10	64	64	64	64	729	2036
9	10/28/12	11	638	556	626	1820	8	8	72	72	72	72	729	2036
10	11/04/12	10	630	658	553	1841	9	7	81	79	81	79	729	2036
11	11/11/12	6	598	621	626	1845	4	12	85	91	85	91	729	2036
12	11/11/12	13	653	502	506	1661	7	9	92	100	92	100	729	2036
13	11/25/12	2	515	576	590	1681	8	8	100	108	100	108	729	2036
14	12/02/12	4	546	597	654	1797	6	10	106	118	106	118	729	2036
15	12/09/12	16	546	458	581	1585	6	10	112	128	112	128	729	2036
16	12/16/12	14	479	526	547	1552	16	0	128	128	128	128	729	2036

**End of 1st part**

Team order was changed. They switched from team 8 to team 7

17	12/23/12	6	542	598	534	1674	4	12	4	12	132	140	729	2036
18	12/30/12	14	594	586	632	1812	3	13	7	25	135	153	729	2036
19	01/06/13	12	547	530	567	1644	2	14	9	39	137	167	729	2036
20	01/13/13	2	648	578	573	1799	9	7	18	46	146	174	729	2036
21	01/20/13	3	584	617	510	1711	5	11	23	57	151	185	729	2036
22	01/27/13	9	517	633	568	1718	6	10	29	67	157	195	729	2036
23	01/27/13	4	654	625	658	1937	14	2	43	69	171	197	729	2036
24	02/03/13	1	637	587	562	1786	7	9	50	78	178	206	729	2036
25	02/10/13	3	512	644	519	1675	7	9	57	87	185	215	729	2036
26	02/17/13	3	565	582	580	1727	3	13	60	100	188	228	729	2036
27	02/24/13	13	567	582	517	1666	8	8	68	108	196	236	729	2036
28	02/24/13	5	610	542	530	1682	2	14	70	122	198	250	729	2036
29	03/03/13	11	554	551	612	1717	12	4	82	126	210	254	729	2036
30	03/10/13	8	616	638	538	1792	11	5	93	131	221	259	729	2036
31	03/10/13	10	541	548	547	1636	1 ½	14 ½	94 ½	145 ½	222 ½	273 ½	729	2036
32	03/17/13	14	602	493	588	1683	5	11	99 ½	156 ½	227 ½	284 ½	729	2036

# Sunday Morning Threesome

Sunday 9:00 am

Classic Lanes

Lanes 3 - 16

Note: This report includes information through March 17 which is week 32 of 32

## Robert Herman's Bowling Record - Team 7: Jokerz

Week No.	Bowling Date	Old Ave	---Average Change---			Total	Pins	Gms	---Average Change---			High Game	High Sers	Points Won	Points Lost	%Won		
			-1-	-2-	-3-				New	Old	+/-							
1	09/09/12	bk168				0	0	0	-	0.00	=	0.00	0	0			0.00 %	
2	09/16/12	bk168				0	0	0	-	0.00	=	0.00	0	0			0.00 %	
3	09/23/12	bk168				0	0	0	-	0.00	=	0.00	0	0			0.00 %	
4	09/30/12	bk168				0	0	0	-	0.00	=	0.00	0	0			0.00 %	
5	09/30/12	bk168				0	0	0	-	0.00	=	0.00	0	0			0.00 %	
6	10/07/12	bk168	127	177	204	508	508	3	169.33	-	0.00	=	169.33	204	508	2.0	1.0	66.67 %
7	10/14/12	bk168	145	182	182	509	1017	6	169.50	-	169.33	=	0.17	204	509	4.0	2.0	66.67 %
8	10/21/12	bk168				0	1017	6	169.50	-	169.50	=	0.00	204	509	4.0	2.0	66.67 %
9	10/28/12	bk168	177	115	222	514	1531	9	170.11	-	169.50	=	0.61	222	514	6.0	3.0	66.67 %
10	11/04/12	170	137	198	143	478	2009	12	167.42	-	170.11	=	-2.69	222	514	7.0	5.0	58.33 %
11	11/11/12	167	174	223	169	566	2575	15	171.67	-	167.42	=	4.25	223	566	8.0	7.0	53.33 %
12	11/11/12	171	204	138	138	480	3055	18	169.72	-	171.67	=	-1.94	223	566	9.0	9.0	50.00 %
13	11/25/12	169	139	168	180	487	3542	21	168.67	-	169.72	=	-1.06	223	566	11.0	10.0	52.38 %
14	12/02/12	168	141	201	210	552	4094	24	170.58	-	168.67	=	1.92	223	566	13.0	11.0	54.17 %
15	12/09/12	170	151	127	169	447	4541	27	168.19	-	170.58	=	-2.40	223	566	15.0	12.0	55.56 %
16	12/16/12	168	135	154	149	438	4979	30	165.97	-	168.19	=	-2.22	223	566	18.0	12.0	60.00 %

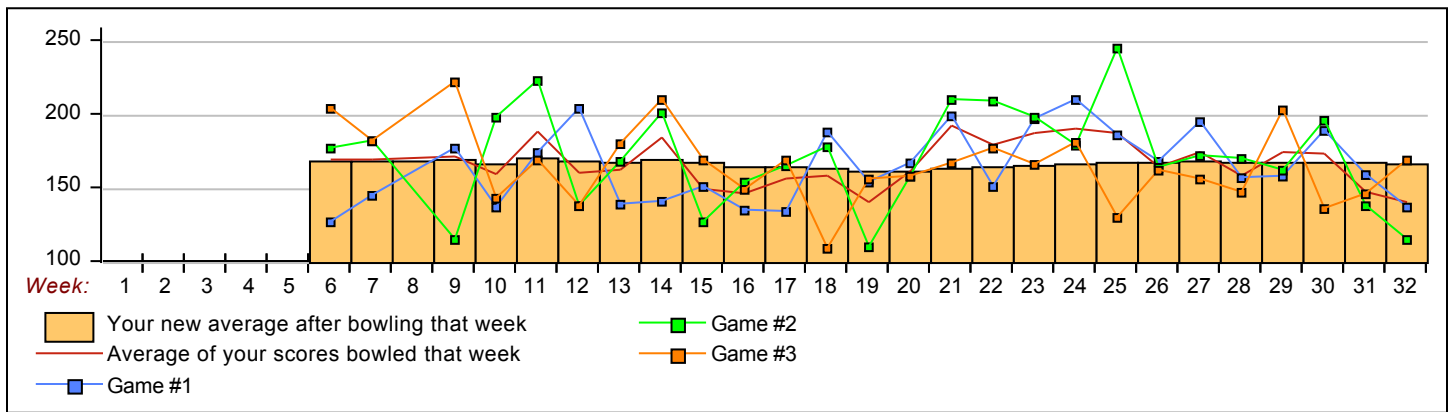
## End of 1st part

17	12/23/12	165	134	165	169	468	5447	33	165.06	-	165.97	=	-0.91	223	566	18.0	15.0	54.55 %
18	12/30/12	165	188	178	109	475	5922	36	164.50	-	165.06	=	-0.56	223	566	19.0	17.0	52.78 %
19	01/06/13	164	154	110	156	420	6342	39	162.62	-	164.50	=	-1.88	223	566	20.0	19.0	51.28 %
20	01/13/13	162	167	158	158	483	6825	42	162.50	-	162.62	=	-0.12	223	566	20.0	22.0	47.62 %
21	01/20/13	162	199	210	167	576	7401	45	164.47	-	162.50	=	1.97	223	576	21.0	24.0	46.67 %
22	01/27/13	164	151	209	177	537	7938	48	165.38	-	164.47	=	0.91	223	576	23.0	25.0	47.92 %
23	01/27/13	165	197	198	166	561	8499	51	166.65	-	165.38	=	1.27	223	576	26.0	25.0	50.98 %
24	02/03/13	166	210	179	181	570	9069	54	167.94	-	166.65	=	1.30	223	576	28.0	26.0	51.85 %
25	02/10/13	167	186	245	130	561	9630	57	168.95	-	167.94	=	1.00	245	576	29.0	28.0	50.88 %
26	02/17/13	168	168	164	162	494	10124	60	168.73	-	168.95	=	-0.21	245	576	29.0	31.0	48.33 %
27	02/24/13	168	195	172	156	523	10647	63	169.00	-	168.73	=	0.27	245	576	31.0	32.0	49.21 %
28	02/24/13	169	157	170	147	474	11121	66	168.50	-	169.00	=	-0.50	245	576	31.0	35.0	46.97 %
29	03/03/13	168	158	162	203	523	11644	69	168.75	-	168.50	=	0.25	245	576	33.0	36.0	47.83 %
30	03/10/13	168	189	196	136	521	12165	72	168.96	-	168.75	=	0.20	245	576	35.0	37.0	48.61 %
31	03/10/13	168	159	138	146	443	12608	75	168.11	-	168.96	=	-0.85	245	576	35.5	39.5	47.33 %
32	03/17/13	168	137	115	169	421	13029	78	167.04	-	168.11	=	-1.07	245	576	35.5	42.5	45.51 %

<100	100's	125's	150's	175's	200's	225's	250's	275's	300's
	4	18	27	18	10	1			
<400	400's	450's	500's	550's	600's	650's	700's	750's	800's
	5	8	7	6					

Ave of Game 1	Ave of Game 2	Ave of Game 3
164.58	171.23	165.31

High game of **245** on week **25** High series of **576** on week **21** High average of **171.67** after bowling week **11**  
 Low game of **109** on week **18** Low series of **420** on week **19** Low average of **162.50** after bowling week **20**



# Sunday Morning Threesome

Sunday 9:00 am

Classic Lanes

Lanes 3 - 16

Note: This report includes information through March 17 which is week 32 of 32

## Dennis Lendowski's Bowling Record - Team 7: Jokerz

Week No.	Bowling Date	Old Ave	---Average Change---			Total	Pins	Gms	New - Old --> +/-			High Game	High Sers	Points Won	Points Lost	%Won
			-1-	-2-	-3-											
1	09/09/12	bk194	122	190	171	483	483	3	161.00	- 0.00	= 161.00	190	483	1.0	2.0	33.33 %
2	09/16/12	bk194	179	189	245	613	1096	6	182.67	- 161.00	= 21.67	245	613	2.0	4.0	33.33 %
3	09/23/12	bk194	223	200	245	668	1764	9	196.00	- 182.67	= 13.33	245	668	4.0	5.0	44.44 %
4	09/30/12	196	192	179	184	555	2319	12	193.25	- 196.00	= -2.75	245	668	5.0	7.0	41.67 %
5	09/30/12	193	212	181	201	594	2913	15	194.20	- 193.25	= 0.95	245	668	7.0	8.0	46.67 %
6	10/07/12	194	208	203	197	608	3521	18	195.61	- 194.20	= 1.41	245	668	8.0	10.0	44.44 %
7	10/14/12	195	188	184	157	529	4050	21	192.86	- 195.61	= -2.75	245	668	8.0	13.0	38.10 %
8	10/21/12	192	210	164	194	568	4618	24	192.42	- 192.86	= -0.44	245	668	9.0	15.0	37.50 %
9	10/28/12	192	194	243	188	625	5243	27	194.19	- 192.42	= 1.77	245	668	11.0	16.0	40.74 %
10	11/04/12	194	226	226	178	630	5873	30	195.77	- 194.19	= 1.58	245	668	12.0	18.0	40.00 %
11	11/11/12	195	218	193	223	634	6507	33	197.18	- 195.77	= 1.42	245	668	13.0	20.0	39.39 %
12	11/11/12	197	215	183	180	578	7085	36	196.81	- 197.18	= -0.38	245	668	15.0	21.0	41.67 %
13	11/25/12	196	139	223	210	572	7657	39	196.33	- 196.81	= -0.47	245	668	17.0	22.0	43.59 %
14	12/02/12	196	194	180	212	586	8243	42	196.26	- 196.33	= -0.07	245	668	19.0	23.0	45.24 %
15	12/09/12	196	204	168	207	579	8822	45	196.04	- 196.26	= -0.22	245	668	20.0	25.0	44.44 %
16	12/16/12	196	162	204	182	548	9370	48	195.21	- 196.04	= -0.84	245	668	23.0	25.0	47.92 %

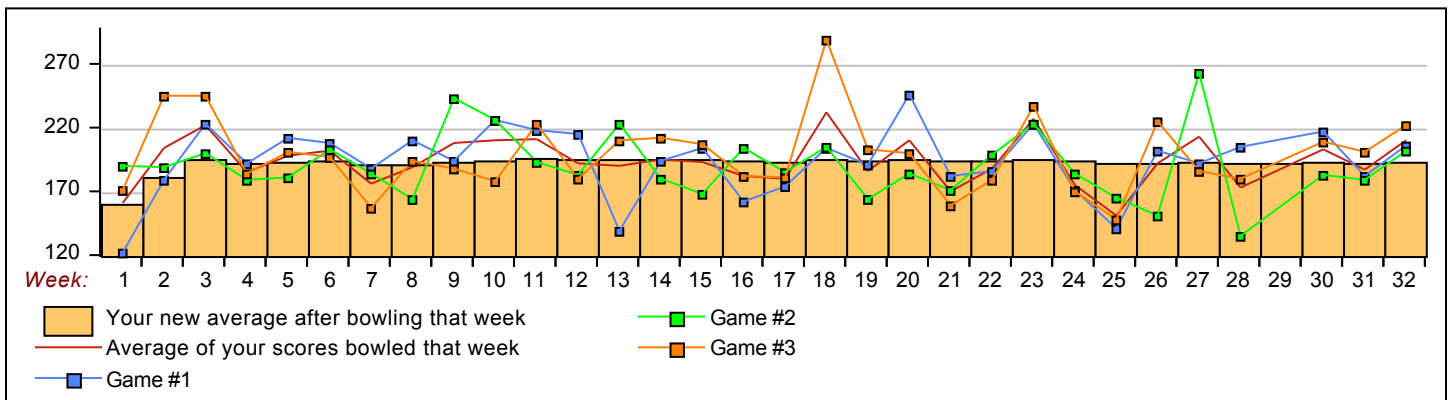
## End of 1st part

17	12/23/12	195	174	185	181	540	9910	51	194.31	- 195.21	= -0.89	245	668	24.0	27.0	47.06 %
18	12/30/12	194	204	205	289	698	10608	54	196.44	- 194.31	= 2.13	289	698	25.0	29.0	46.30 %
19	01/06/13	196	191	164	203	558	11166	57	195.89	- 196.44	= -0.55	289	698	25.0	32.0	43.86 %
20	01/13/13	195	246	184	200	630	11796	60	196.60	- 195.89	= 0.71	289	698	28.0	32.0	46.67 %
21	01/20/13	196	182	171	159	512	12308	63	195.37	- 196.60	= -1.23	289	698	28.0	35.0	44.44 %
22	01/27/13	195	186	199	179	564	12872	66	195.03	- 195.37	= -0.33	289	698	29.0	37.0	43.94 %
23	01/27/13	195	223	223	237	683	13555	69	196.45	- 195.03	= 1.42	289	698	32.0	37.0	46.38 %
24	02/03/13	196	171	184	170	525	14080	72	195.56	- 196.45	= -0.89	289	698	32.0	40.0	44.44 %
25	02/10/13	195	141	165	148	454	14534	75	193.79	- 195.56	= -1.77	289	698	32.0	43.0	42.67 %
26	02/17/13	193	202	151	225	578	15112	78	193.74	- 193.79	= -0.04	289	698	34.0	44.0	43.59 %
27	02/24/13	193	192	263	186	641	15753	81	194.48	- 193.74	= 0.74	289	698	36.0	45.0	44.44 %
28	02/24/13	194	205	135	180	520	16273	84	193.73	- 194.48	= -0.76	289	698	36.0	48.0	42.86 %
29	03/03/13	193				0	16273	84	193.73	- 193.73	= 0.00	289	698	36.0	48.0	42.86 %
30	03/10/13	193	217	183	209	609	16882	87	194.05	- 193.73	= 0.32	289	698	38.0	49.0	43.68 %
31	03/10/13	194	182	179	201	562	17444	90	193.82	- 194.05	= -0.22	289	698	38.0	52.0	42.22 %
32	03/17/13	193	206	202	222	630	18074	93	194.34	- 193.82	= 0.52	289	698	41.0	52.0	44.09 %

<100	100's	125's	150's	175's	200's	225's	250's	275's	300's
	1	4	13	35	30	8	1	1	
<400	400's	450's	500's	550's	600's	650's	700's	750's	800's
		2	6	11	9	3			

<b>Ave of Game 1</b>	<b>Ave of Game 2</b>	<b>Ave of Game 3</b>
193.81	190.42	198.81

High game of **289** on week **18** High series of **698** on week **18** High average of **197.18** after bowling week **11**  
 Low game of **122** on week **1** Low series of **454** on week **25** Low average of **161.00** after bowling week **1**



# Sunday Morning Threesome

Sunday 9:00 am

Classic Lanes

Lanes 3 - 16

Note: This report includes information through March 17 which is week 32 of 32

## Kevin Herman's Bowling Record - Team 7: Jokerz

Week No.	Bowling Date	Old Ave	---Average Change---			Total	Pins	Gms	New - Old --> +/-			High Game	High Sers	Points Won	Points Lost	%Won
			-1-	-2-	-3-											
1	09/09/12	bk221	193	<b>248</b>	<b>265</b>	706	706	3	235.33	- 0.00	= <b>235.33</b>	265	706	2.0	1.0	66.67 %
2	09/16/12	bk221	<b>189</b>	190	206	585	1291	6	215.17	- 235.33	= <b>-20.17</b>	265	706	3.0	3.0	50.00 %
3	09/23/12	bk221	205	192	212	609	1900	9	211.11	- 215.17	= <b>-4.06</b>	265	706	3.0	6.0	33.33 %
4	09/30/12	211	211	257	169	637	2537	12	211.42	- 211.11	= <b>0.31</b>	265	706	3.0	9.0	25.00 %
5	09/30/12	211	<b>226</b>	<b>267</b>	<b>220</b>	713	3250	15	216.67	- 211.42	= <b>5.25</b>	267	713	6.0	9.0	40.00 %
6	10/07/12	216	<b>246</b>	194	192	632	3882	18	215.67	- 216.67	= <b>-1.00</b>	267	713	7.0	11.0	38.89 %
7	10/14/12	215	<b>226</b>	<b>299</b>	202	727	4609	21	219.48	- 215.67	= <b>3.81</b>	299	727	9.0	12.0	42.86 %
8	10/21/12	219	167	<b>216</b>	223	606	5215	24	217.29	- 219.48	= <b>-2.18</b>	299	727	10.0	14.0	41.67 %
9	10/28/12	217	<b>267</b>	<b>198</b>	216	681	5896	27	218.37	- 217.29	= <b>1.08</b>	299	727	12.0	15.0	44.44 %
10	11/04/12	218	<b>267</b>	<b>234</b>	232	733	6629	30	220.97	- 218.37	= <b>2.60</b>	299	733	14.0	16.0	46.67 %
11	11/11/12	220	206	<b>205</b>	<b>234</b>	645	7274	33	220.42	- 220.97	= <b>-0.54</b>	299	733	16.0	17.0	48.48 %
12	11/11/12	220	<b>234</b>	181	188	603	7877	36	218.81	- 220.42	= <b>-1.62</b>	299	733	17.0	19.0	47.22 %
13	11/25/12	218	<b>237</b>	185	<b>200</b>	622	8499	39	217.92	- 218.81	= <b>-0.88</b>	299	733	19.0	20.0	48.72 %
14	12/02/12	217	<b>211</b>	216	232	659	9158	42	218.05	- 217.92	= <b>0.12</b>	299	733	20.0	22.0	47.62 %
15	12/09/12	218	191	163	<b>205</b>	559	9717	45	215.93	- 218.05	= <b>-2.11</b>	299	733	21.0	24.0	46.67 %
16	12/16/12	215	182	168	<b>216</b>	566	10283	48	214.23	- 215.93	= <b>-1.70</b>	299	733	24.0	24.0	50.00 %

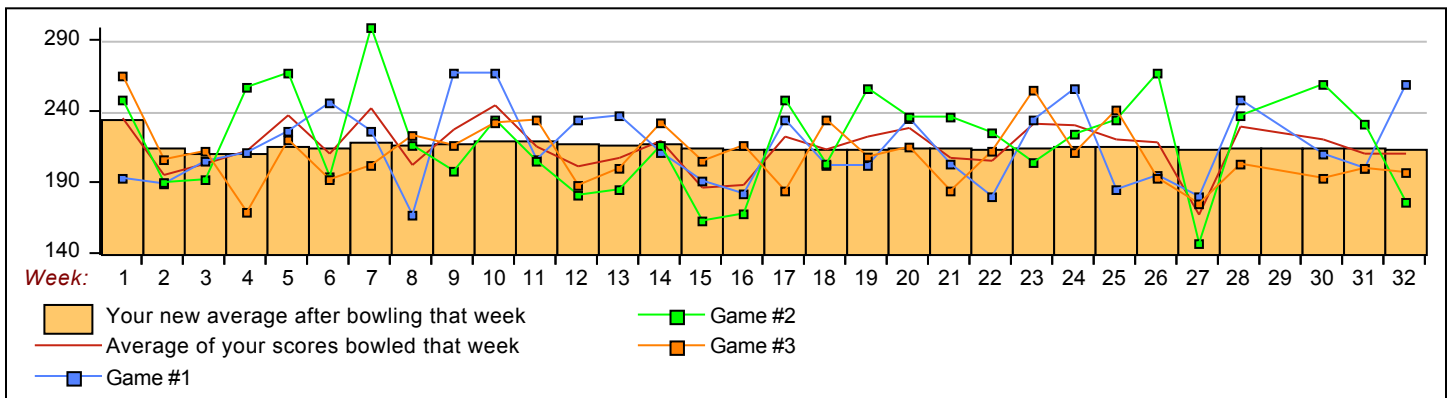
### End of 1st part

17	12/23/12	214	234	<b>248</b>	184	666	10949	51	214.69	- 214.23	= <b>0.46</b>	299	733	25.0	26.0	49.02 %
18	12/30/12	214	<b>202</b>	203	234	639	11588	54	214.59	- 214.69	= <b>-0.09</b>	299	733	26.0	28.0	48.15 %
19	01/06/13	214	202	<b>256</b>	208	666	12254	57	214.98	- 214.59	= <b>0.39</b>	299	733	27.0	30.0	47.37 %
20	01/13/13	214	235	<b>236</b>	215	686	12940	60	215.67	- 214.98	= <b>0.68</b>	299	733	28.0	32.0	46.67 %
21	01/20/13	215	203	<b>236</b>	184	623	13563	63	215.29	- 215.67	= <b>-0.38</b>	299	733	29.0	34.0	46.03 %
22	01/27/13	215	180	<b>225</b>	212	617	14180	66	214.85	- 215.29	= <b>-0.44</b>	299	733	30.0	36.0	45.45 %
23	01/27/13	214	234	204	<b>255</b>	693	14873	69	215.55	- 214.85	= <b>0.70</b>	299	733	31.0	38.0	44.93 %
24	02/03/13	215	<b>256</b>	<b>224</b>	<b>211</b>	691	15564	72	216.17	- 215.55	= <b>0.62</b>	299	733	34.0	38.0	47.22 %
25	02/10/13	216	185	<b>234</b>	<b>241</b>	660	16224	75	216.32	- 216.17	= <b>0.15</b>	299	733	36.0	39.0	48.00 %
26	02/17/13	216	195	<b>267</b>	193	655	16879	78	216.40	- 216.32	= <b>0.08</b>	299	733	37.0	41.0	47.44 %
27	02/24/13	216	180	147	175	502	17381	81	214.58	- 216.40	= <b>-1.82</b>	299	733	37.0	44.0	45.68 %
28	02/24/13	214	<b>248</b>	<b>237</b>	203	688	18069	84	215.11	- 214.58	= <b>0.53</b>	299	733	39.0	45.0	46.43 %
29	03/03/13	215				0	18069	84	215.11	- 215.11	= <b>0.00</b>	299	733	39.0	45.0	46.43 %
30	03/10/13	215	210	<b>259</b>	<b>193</b>	662	18731	87	215.30	- 215.11	= <b>0.19</b>	299	733	41.0	46.0	47.13 %
31	03/10/13	215	200	<b>231</b>	200	631	19362	90	215.13	- 215.30	= <b>-0.17</b>	299	733	42.0	48.0	46.67 %
32	03/17/13	215	259	176	197	632	19994	93	214.99	- 215.13	= <b>-0.14</b>	299	733	42.0	51.0	45.16 %

<100	100's	125's	150's	175's	200's	225's	250's	275's	300's
		1	4	23	30	23	11	1	
<400	400's	450's	500's	550's	600's	650's	700's	750's	800's
			1	3	12	11	4		

<b>Ave of Game 1</b>	<b>Ave of Game 2</b>	<b>Ave of Game 3</b>
215.52	219.23	210.23

High game of **299** on week **7** High series of **733** on week **18** High average of **235.33** after bowling week **1**  
 Low game of **147** on week **27** Low series of **502** on week **27** Low average of **211.11** after bowling week **3**



# Sunday Morning Threesome

Sunday 9:00 am

Classic Lanes

Lanes 3 - 16

Note: This report includes information through March 17 which is week 32 of 32

## Jeff Herman's Bowling Record - Team 7: Jokerz

Week No.	Bowling Date	Old Ave	-			Total	Pins	Gms	---Average Change---			High Game	High Sers	Points Won	Points Lost	%Won
			-1-	-2-	-3-				New	Old	+/-					
1	09/09/12	bk223	195	289	194	678	678	3	226.00	- 0.00	= 226.00	289	678	2.0	1.0	66.67 %
2	09/16/12	bk223	190	279	278	747	1425	6	237.50	- 226.00	= 11.50	289	747	5.0	1.0	83.33 %
3	09/23/12	bk223	a203	a203	a203	609	1425	6	237.50	- 237.50	= 0.00	289	747	5.0	1.0	83.33 %
4	09/30/12	bk223				0	1425	6	237.50	- 237.50	= 0.00	289	747	5.0	1.0	83.33 %
5	09/30/12	bk223				0	1425	6	237.50	- 237.50	= 0.00	289	747	5.0	1.0	83.33 %
6	10/07/12	bk223				0	1425	6	237.50	- 237.50	= 0.00	289	747	5.0	1.0	83.33 %
7	10/14/12	bk223				0	1425	6	237.50	- 237.50	= 0.00	289	747	5.0	1.0	83.33 %
8	10/21/12	bk223	a203	a203	a203	609	1425	6	237.50	- 237.50	= 0.00	289	747	7.0	2.0	77.78 %
9	10/28/12	bk223				0	1425	6	237.50	- 237.50	= 0.00	289	747	7.0	2.0	77.78 %
10	11/04/12	bk223				0	1425	6	237.50	- 237.50	= 0.00	289	747	7.0	2.0	77.78 %
11	11/11/12	bk223				0	1425	6	237.50	- 237.50	= 0.00	289	747	7.0	2.0	77.78 %
12	11/11/12	bk223				0	1425	6	237.50	- 237.50	= 0.00	289	747	7.0	2.0	77.78 %
13	11/25/12	bk223				0	1425	6	237.50	- 237.50	= 0.00	289	747	7.0	2.0	77.78 %
14	12/02/12	bk223				0	1425	6	237.50	- 237.50	= 0.00	289	747	7.0	2.0	77.78 %
15	12/09/12	bk223				0	1425	6	237.50	- 237.50	= 0.00	289	747	7.0	2.0	77.78 %
16	12/16/12	bk223				0	1425	6	237.50	- 237.50	= 0.00	289	747	7.0	2.0	77.78 %

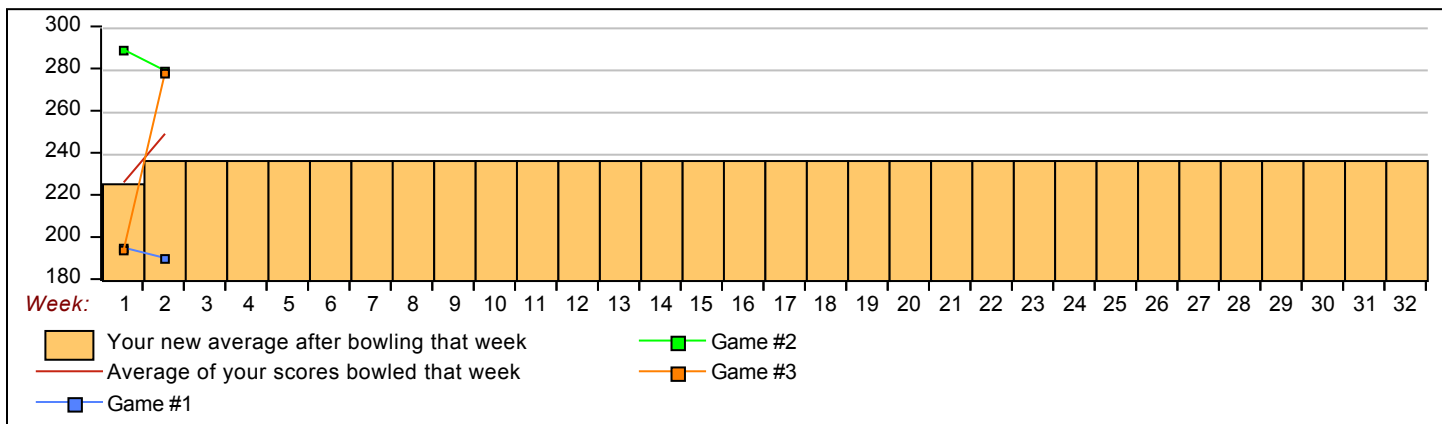
## End of 1st part

17	12/23/12	bk223				0	1425	6	237.50	- 237.50	= 0.00	289	747	7.0	2.0	77.78 %
18	12/30/12	bk223				0	1425	6	237.50	- 237.50	= 0.00	289	747	7.0	2.0	77.78 %
19	01/06/13	bk223				0	1425	6	237.50	- 237.50	= 0.00	289	747	7.0	2.0	77.78 %
20	01/13/13	bk223				0	1425	6	237.50	- 237.50	= 0.00	289	747	7.0	2.0	77.78 %
21	01/20/13	bk223				0	1425	6	237.50	- 237.50	= 0.00	289	747	7.0	2.0	77.78 %
22	01/27/13	bk223				0	1425	6	237.50	- 237.50	= 0.00	289	747	7.0	2.0	77.78 %
23	01/27/13	bk223				0	1425	6	237.50	- 237.50	= 0.00	289	747	7.0	2.0	77.78 %
24	02/03/13	bk223				0	1425	6	237.50	- 237.50	= 0.00	289	747	7.0	2.0	77.78 %
25	02/10/13	bk223				0	1425	6	237.50	- 237.50	= 0.00	289	747	7.0	2.0	77.78 %
26	02/17/13	bk223				0	1425	6	237.50	- 237.50	= 0.00	289	747	7.0	2.0	77.78 %
27	02/24/13	bk223				0	1425	6	237.50	- 237.50	= 0.00	289	747	7.0	2.0	77.78 %
28	02/24/13	bk223				0	1425	6	237.50	- 237.50	= 0.00	289	747	7.0	2.0	77.78 %
29	03/03/13	bk223				0	1425	6	237.50	- 237.50	= 0.00	289	747	7.0	2.0	77.78 %
30	03/10/13	bk223				0	1425	6	237.50	- 237.50	= 0.00	289	747	7.0	2.0	77.78 %
31	03/10/13	bk223				0	1425	6	237.50	- 237.50	= 0.00	289	747	7.0	2.0	77.78 %
32	03/17/13	bk223				0	1425	6	237.50	- 237.50	= 0.00	289	747	7.0	2.0	77.78 %

<100	100's	125's	150's	175's	200's	225's	250's	275's	300's
				3				3	
<400	400's	450's	500's	550's	600's	650's	700's	750's	800's
						1	1		

<b>Ave of Game 1</b>	<b>Ave of Game 2</b>	<b>Ave of Game 3</b>
192.50	284.00	236.00

High game of 289 on week 1 High series of 747 on week 2 High average of 237.50 after bowling week 2  
 Low game of 190 on week 2 Low series of 678 on week 1 Low average of 226.00 after bowling week 1



# Sunday Morning Threesome

Sunday 9:00 am

Classic Lanes

Lanes 3 - 16

Note: This report includes information through March 17 which is week 32 of 32

## John Meyerring's Bowling Record - Team 7: Jokerz

Week No.	Bowling Date	Old Ave	---Average Change---			Total	Pins	Gms	New - Old --> +/-			High Game	High Sers	Points Won	Points Lost	%Won		
			-1-	-2-	-3-					=								
1	09/09/12	180				0	0	0	-	0.00	=	0.00	0	0			0.00 %	
2	09/16/12	180				0	0	0	-	0.00	=	0.00	0	0			0.00 %	
3	09/23/12	180				0	0	0	-	0.00	=	0.00	0	0			0.00 %	
4	09/30/12	bk208	217	172	223	612	612	3	204.00	-	0.00	=	204.00	223	612	1.0	2.0	33.33 %
5	09/30/12	bk208	225	255	249	729	1341	6	223.50	-	204.00	=	19.50	255	729	4.0	2.0	66.67 %
6	10/07/12	bk208				0	1341	6	223.50	-	223.50	=	0.00	255	729	4.0	2.0	66.67 %
7	10/14/12	bk208				0	1341	6	223.50	-	223.50	=	0.00	255	729	4.0	2.0	66.67 %
8	10/21/12	bk208				0	1341	6	223.50	-	223.50	=	0.00	255	729	4.0	2.0	66.67 %
9	10/28/12	bk208				0	1341	6	223.50	-	223.50	=	0.00	255	729	4.0	2.0	66.67 %
10	11/04/12	bk208				0	1341	6	223.50	-	223.50	=	0.00	255	729	4.0	2.0	66.67 %
11	11/11/12	bk208				0	1341	6	223.50	-	223.50	=	0.00	255	729	4.0	2.0	66.67 %
12	11/11/12	bk208				0	1341	6	223.50	-	223.50	=	0.00	255	729	4.0	2.0	66.67 %
13	11/25/12	bk208				0	1341	6	223.50	-	223.50	=	0.00	255	729	4.0	2.0	66.67 %
14	12/02/12	bk208				0	1341	6	223.50	-	223.50	=	0.00	255	729	4.0	2.0	66.67 %
15	12/09/12	bk208				0	1341	6	223.50	-	223.50	=	0.00	255	729	4.0	2.0	66.67 %
16	12/16/12	bk208				0	1341	6	223.50	-	223.50	=	0.00	255	729	4.0	2.0	66.67 %

## End of 1st part

17	12/23/12	bk208				0	1341	6	223.50	-	223.50	=	0.00	255	729	4.0	2.0	66.67 %
18	12/30/12	bk208				0	1341	6	223.50	-	223.50	=	0.00	255	729	4.0	2.0	66.67 %
19	01/06/13	bk208				0	1341	6	223.50	-	223.50	=	0.00	255	729	4.0	2.0	66.67 %
20	01/13/13	bk208				0	1341	6	223.50	-	223.50	=	0.00	255	729	4.0	2.0	66.67 %
21	01/20/13	bk208				0	1341	6	223.50	-	223.50	=	0.00	255	729	4.0	2.0	66.67 %
22	01/27/13	bk208				0	1341	6	223.50	-	223.50	=	0.00	255	729	4.0	2.0	66.67 %
23	01/27/13	bk208				0	1341	6	223.50	-	223.50	=	0.00	255	729	4.0	2.0	66.67 %
24	02/03/13	bk208				0	1341	6	223.50	-	223.50	=	0.00	255	729	4.0	2.0	66.67 %
25	02/10/13	bk208				0	1341	6	223.50	-	223.50	=	0.00	255	729	4.0	2.0	66.67 %
26	02/17/13	bk208				0	1341	6	223.50	-	223.50	=	0.00	255	729	4.0	2.0	66.67 %
27	02/24/13	bk208				0	1341	6	223.50	-	223.50	=	0.00	255	729	4.0	2.0	66.67 %
28	02/24/13	bk208				0	1341	6	223.50	-	223.50	=	0.00	255	729	4.0	2.0	66.67 %
29	03/03/13	bk208				0	1341	6	223.50	-	223.50	=	0.00	255	729	4.0	2.0	66.67 %
30	03/10/13	bk208				0	1341	6	223.50	-	223.50	=	0.00	255	729	4.0	2.0	66.67 %
31	03/10/13	bk208				0	1341	6	223.50	-	223.50	=	0.00	255	729	4.0	2.0	66.67 %
32	03/17/13	bk208				0	1341	6	223.50	-	223.50	=	0.00	255	729	4.0	2.0	66.67 %

<100	100's	125's	150's	175's	200's	225's	250's	275's	300's
			1		2	2	1		
<400	400's	450's	500's	550's	600's	650's	700's	750's	800's
					1		1		

Ave of Game 1	Ave of Game 2	Ave of Game 3
221.00	213.50	236.00

High game of **255** on week **5** High series of **729** on week **5** High average of **223.50** after bowling week **5**  
 Low game of **172** on week **4** Low series of **612** on week **4** Low average of **204.00** after bowling week **4**

