

Sunday 9:00 am

Classic Lanes

Lanes 3 - 16

Note: This report includes information through March 17 which is week 32 of 32

Team 8: Pavement Pounders

Name	Pins	Gms	True Average	Book Ave	High Game	High Sers	Points Won	Points Lost	%Won
Boardman, Rick	17311	93	186.14	189	278	729	45.5	47.5	48.92 %
Cieslak, Aaron	19708	90	218.98	216	300	738	48.5	41.5	53.89 %
Vertz, Daniel	15584	87	179.13	190	245	619	41.0	46.0	47.13 %
Jeske, Todd	1143	6	190.50	---	225	628	3.0	3.0	50.00 %

Team History

Week No.	Bowling Date	Opp. Team	-1-	-2-	-3-	Total	Last Wk WON	Last Wk Lost	Points Won	Points Lost	Year-To-Date WON	Y-T-D LOST	High Game	High Sers
1	09/09/12	10	565	592	591	1748	7	9	7	9	7	9	592	1748
2	09/16/12	2	576	551	630	1757	13	3	20	12	20	12	630	1757
3	09/23/12	16	608	610	551	1769	14	2	34	14	34	14	630	1769
4	09/30/12	6	578	540	654	1772	6	10	40	24	40	24	654	1772
5	09/30/12	11	619	557	594	1770	10	6	50	30	50	30	654	1772
6	10/07/12	13	592	622	600	1814	2	14	52	44	52	44	654	1814
7	10/14/12	4	468	564	513	1545	4	12	56	56	56	56	654	1814
8	10/21/12	8	557	531	636	1724	10	6	66	62	66	62	654	1814
9	10/28/12	12	539	563	694	1796	7	9	73	71	73	71	694	1814
10	11/04/12	14	523	584	584	1691	2 ½	13 ½	75 ½	84 ½	75 ½	84 ½	694	1814
11	11/11/12	1	595	588	577	1760	8	8	83 ½	92 ½	83 ½	92 ½	694	1814
12	11/11/12	15	569	625	533	1727	13	3	96 ½	95 ½	96 ½	95 ½	694	1814
13	11/25/12	5	521	608	519	1648	7	9	103 ½	104 ½	103 ½	104 ½	694	1814
14	12/02/12	3	619	543	541	1703	5 ½	10 ½	109	115	109	115	694	1814
15	12/09/12	7	563	514	554	1631	2	14	111	129	111	129	694	1814
16	12/16/12	7	609	609	606	1824	12	4	123	133	123	133	694	1824

End of 1st part

Team order was changed. They switched from team 9 to team 8

17	12/23/12	9	658	640	654	1952	14	2	14	2	137	135	694	1952
18	12/30/12	11	595	592	600	1787	10	6	24	8	147	141	694	1952
19	01/06/12	13	499	570	730	1799	10	6	34	14	157	147	730	1952
20	01/13/13	4	587	606	576	1769	14	2	48	16	171	149	730	1952
21	01/20/13	6	498	578	635	1711	3	13	51	29	174	162	730	1952
22	01/27/13	6	563	607	630	1800	9	7	60	36	183	169	730	1952
23	01/27/13	3	639	603	546	1788	14	2	74	38	197	171	730	1952
24	02/03/13	10	664	556	658	1878	10	6	84	44	207	177	730	1952
25	02/10/13	14	614	685	621	1920	11	5	95	49	218	182	730	1952
26	02/17/13	12	542	571	549	1662	2	14	97	63	220	196	730	1952
27	02/24/13	12	603	531	617	1751	9	7	106	70	229	203	730	1952
28	02/24/13	2	653	567	636	1856	13	3	119	73	242	206	730	1952
29	03/03/13	1	740	519	522	1781	9	7	128	80	251	213	740	1952
30	03/10/13	7	527	563	567	1657	5	11	133	91	256	224	740	1952
31	03/10/13	5	541	554	635	1730	9	7	142	98	265	231	740	1952
32	03/17/13	9	606	612	674	1892	5	11	147	109	270	242	740	1952

Sunday Morning Threesome

Sunday 9:00 am

Classic Lanes

Lanes 3 - 16

Note: This report includes information through March 17 which is week 32 of 32

Daniel Vertz's Bowling Record - Team 8: Pavement Pounders

Week No.	Bowling Date	Old Ave	---Average Change---			Total	Pins	Gms	New - Old --> +/-			High Game	High Sers	Points Won	Points Lost	%Won
			-1-	-2-	-3-											
1	09/09/12	bk190	202	202	201	605	605	3	201.67	- 0.00	= 201.67	202	605	2.0	1.0	66.67 %
2	09/16/12	bk190	168	178	180	526	1131	6	188.50	- 201.67	= -13.17	202	605	4.0	2.0	66.67 %
3	09/23/12	bk190	200	217	202	619	1750	9	194.44	- 188.50	= 5.94	217	619	7.0	2.0	77.78 %
4	09/30/12	194	179	162	234	575	2325	12	193.75	- 194.44	= -0.69	234	619	8.0	4.0	66.67 %
5	09/30/12	193	203	176	168	547	2872	15	191.47	- 193.75	= -2.28	234	619	9.0	6.0	60.00 %
6	10/07/12	191	189	203	164	556	3428	18	190.44	- 191.47	= -1.02	234	619	9.0	9.0	50.00 %
7	10/14/12	190	138	151	138	427	3855	21	183.57	- 190.44	= -6.87	234	619	10.0	11.0	47.62 %
8	10/21/12	183	146	164	188	498	4353	24	181.38	- 183.57	= -2.20	234	619	11.0	13.0	45.83 %
9	10/28/12	181	177	170	144	491	4844	27	179.41	- 181.38	= -1.97	234	619	12.0	15.0	44.44 %
10	11/04/12	179	158	167	193	518	5362	30	178.73	- 179.41	= -0.67	234	619	12.0	18.0	40.00 %
11	11/11/12	178	158	195	169	522	5884	33	178.30	- 178.73	= -0.43	234	619	12.0	21.0	36.36 %
12	11/11/12	178	160	242	170	572	6456	36	179.33	- 178.30	= 1.03	242	619	15.0	21.0	41.67 %
13	11/25/12	179				0	6456	36	179.33	- 179.33	= 0.00	242	619	15.0	21.0	41.67 %
14	12/02/12	179	204	175	176	555	7011	39	179.77	- 179.33	= 0.44	242	619	16.0	23.0	41.03 %
15	12/09/12	179	165	137	169	471	7482	42	178.14	- 179.77	= -1.63	242	619	16.0	26.0	38.10 %
16	12/16/12	178	196	159	188	543	8025	45	178.33	- 178.14	= 0.19	242	619	16.0	29.0	35.56 %

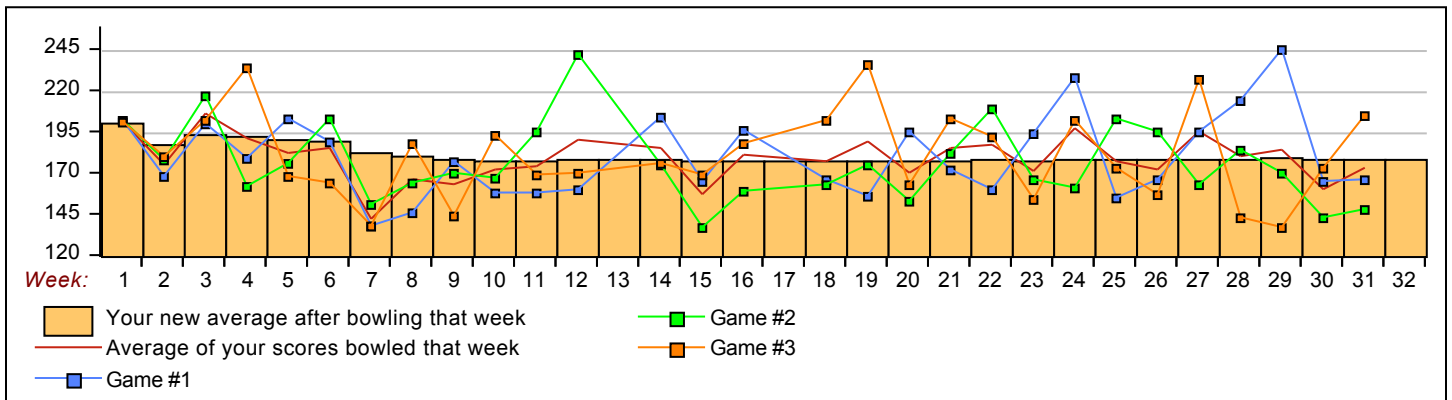
End of 1st part

17	12/23/12	178				0	8025	45	178.33	- 178.33	= 0.00	242	619	16.0	29.0	35.56 %
18	12/30/12	178	166	163	202	531	8556	48	178.25	- 178.33	= -0.08	242	619	18.0	30.0	37.50 %
19	01/06/13	178	156	175	236	567	9123	51	178.88	- 178.25	= 0.63	242	619	21.0	30.0	41.18 %
20	01/13/13	178	195	153	163	511	9634	54	178.41	- 178.88	= -0.47	242	619	23.0	31.0	42.59 %
21	01/20/13	178	172	182	203	557	10191	57	178.79	- 178.41	= 0.38	242	619	24.0	33.0	42.11 %
22	01/27/13	178	160	209	192	561	10752	60	179.20	- 178.79	= 0.41	242	619	25.0	35.0	41.67 %
23	01/27/13	179	194	166	154	514	11266	63	178.83	- 179.20	= -0.37	242	619	27.0	36.0	42.86 %
24	02/03/13	178	228	161	202	591	11857	66	179.65	- 178.83	= 0.83	242	619	29.0	37.0	43.94 %
25	02/10/13	179	155	203	173	531	12388	69	179.54	- 179.65	= -0.12	242	619	30.0	39.0	43.48 %
26	02/17/13	179	166	195	157	518	12906	72	179.25	- 179.54	= -0.29	242	619	32.0	40.0	44.44 %
27	02/24/13	179	195	163	227	585	13491	75	179.88	- 179.25	= 0.63	242	619	35.0	40.0	46.67 %
28	02/24/13	179	214	184	143	541	14032	78	179.90	- 179.88	= 0.02	242	619	37.0	41.0	47.44 %
29	03/03/13	179	245	170	137	552	14584	81	180.05	- 179.90	= 0.15	245	619	38.0	43.0	46.91 %
30	03/10/13	180	165	143	173	481	15065	84	179.35	- 180.05	= -0.70	245	619	39.0	45.0	46.43 %
31	03/10/13	179	166	148	205	519	15584	87	179.13	- 179.35	= -0.22	245	619	41.0	46.0	47.13 %
32	03/17/13	179				0	15584	87	179.13	- 179.13	= 0.00	245	619	41.0	46.0	47.13 %

<100	100's	125's	150's	175's	200's	225's	250's	275's	300's
		9	35	21	16	6			
<400	400's	450's	500's	550's	600's	650's	700's	750's	800's
	1	4	12	10	2				

Ave of Game 1 Ave of Game 2 Ave of Game 3
 180.00 176.31 181.07

High game of **245** on week **29** High series of **619** on week **3** High average of **201.67** after bowling week **1**
 Low game of **137** on week **15** Low series of **427** on week **7** Low average of **178.14** after bowling week **15**



Sunday Morning Threesome

Sunday 9:00 am

Classic Lanes

Lanes 3 - 16

Note: This report includes information through March 17 which is week 32 of 32

Rick Boardman's Bowling Record - Team 8: Pavement Pounders

Week No.	Bowling Date	Old Ave	---Average Change---			Total	Pins	Gms	New - Old --> +/-			High Game	High Sers	Points Won	Points Lost	%Won
			-1-	-2-	-3-											
1	09/09/12	bk189	142	153	171	466	466	3	155.33	- 0.00	= 155.33	171	466		3.0	0.00 %
2	09/16/12	bk189	205	139	172	516	982	6	163.67	- 155.33	= 8.33	205	516	2.0	4.0	33.33 %
3	09/23/12	bk189	213	168	141	522	1504	9	167.11	- 163.67	= 3.44	213	522	3.0	6.0	33.33 %
4	09/30/12	167	151	155	198	504	2008	12	167.33	- 167.11	= 0.22	213	522	5.0	7.0	41.67 %
5	09/30/12	167	212	182	202	596	2604	15	173.60	- 167.33	= 6.27	213	596	8.0	7.0	53.33 %
6	10/07/12	173	205	181	214	600	3204	18	178.00	- 173.60	= 4.40	214	600	10.0	8.0	55.56 %
7	10/14/12	178	124	183	208	515	3719	21	177.10	- 178.00	= -0.90	214	600	11.0	10.0	52.38 %
8	10/21/12	177	183	163	211	557	4276	24	178.17	- 177.10	= 1.07	214	600	13.0	11.0	54.17 %
9	10/28/12	178	171	220	250	641	4917	27	182.11	- 178.17	= 3.94	250	641	15.0	12.0	55.56 %
10	11/04/12	182	193	183	167	543	5460	30	182.00	- 182.11	= -0.11	250	641	16.5	13.5	55.00 %
11	11/11/12	182	183	170	219	572	6032	33	182.79	- 182.00	= 0.79	250	641	18.5	14.5	56.06 %
12	11/11/12	182	180	201	161	542	6574	36	182.61	- 182.79	= -0.18	250	641	19.5	16.5	54.17 %
13	11/25/12	182	117	177	192	486	7060	39	181.03	- 182.61	= -1.59	250	641	21.5	17.5	55.13 %
14	12/02/12	181	202	176	198	576	7636	42	181.81	- 181.03	= 0.78	250	641	23.5	18.5	55.95 %
15	12/09/12	181	177	180	181	538	8174	45	181.64	- 181.81	= -0.17	250	641	24.5	20.5	54.44 %
16	12/16/12	181	191	182	181	554	8728	48	181.83	- 181.64	= 0.19	250	641	26.5	21.5	55.21 %

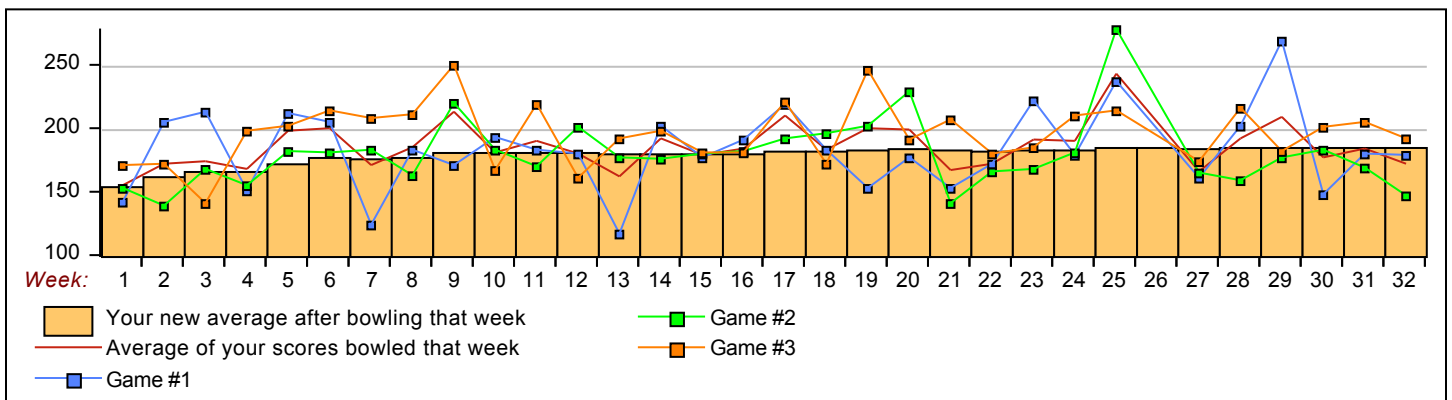
End of 1st part

17	12/23/12	181	219	192	221	632	9360	51	183.53	- 181.83	= 1.70	250	641	29.5	21.5	57.84 %
18	12/30/12	183	183	196	172	551	9911	54	183.54	- 183.53	= 0.01	250	641	29.5	24.5	54.63 %
19	01/06/13	183	153	202	246	601	10512	57	184.42	- 183.54	= 0.88	250	641	31.5	25.5	55.26 %
20	01/13/13	184	177	229	191	597	11109	60	185.15	- 184.42	= 0.73	250	641	33.5	26.5	55.83 %
21	01/20/13	185	153	141	207	501	11610	63	184.29	- 185.15	= -0.86	250	641	34.5	28.5	54.76 %
22	01/27/13	184	172	166	180	518	12128	66	183.76	- 184.29	= -0.53	250	641	35.5	30.5	53.79 %
23	01/27/13	183	222	168	185	575	12703	69	184.10	- 183.76	= 0.34	250	641	37.5	31.5	54.35 %
24	02/03/13	184	179	181	210	570	13273	72	184.35	- 184.10	= 0.25	250	641	38.5	33.5	53.47 %
25	02/10/13	184	237	278	214	729	14002	75	186.69	- 184.35	= 2.35	278	729	41.5	33.5	55.33 %
26	02/17/13	186				0	14002	75	186.69	- 186.69	= 0.00	278	729	41.5	33.5	55.33 %
27	02/24/13	186	161	165	174	500	14502	78	185.92	- 186.69	= -0.77	278	729	41.5	36.5	53.21 %
28	02/24/13	185	202	159	216	577	15079	81	186.16	- 185.92	= 0.24	278	729	42.5	38.5	52.47 %
29	03/03/13	186	269	177	182	628	15707	84	186.99	- 186.16	= 0.83	278	729	44.5	39.5	52.98 %
30	03/10/13	186	148	183	201	532	16239	87	186.66	- 186.99	= -0.33	278	729	45.5	41.5	52.30 %
31	03/10/13	186	180	169	205	554	16793	90	186.59	- 186.66	= -0.07	278	729	45.5	44.5	50.56 %
32	03/17/13	186	179	147	192	518	17311	93	186.14	- 186.59	= -0.45	278	729	45.5	47.5	48.92 %

<100	100's	125's	150's	175's	200's	225's	250's	275's	300's
	2	6	22	34	23	3	2	1	
<400	400's	450's	500's	550's	600's	650's	700's	750's	800's
		2	12	11	5		1		

Ave of Game 1 183.32 Ave of Game 2 179.55 Ave of Game 3 195.55

High game of 278 on week 29 High series of 729 on week 29 High average of 186.99 after bowling week 29
 Low game of 117 on week 13 Low series of 466 on week 1 Low average of 155.33 after bowling week 1



Sunday Morning Threesome

Sunday 9:00 am

Classic Lanes

Lanes 3 - 16

Note: This report includes information through March 17 which is week 32 of 32

Aaron Cieslak's Bowling Record - Team 8: Pavement Pounders

Week No.	Bowling Date	Old Ave	---Average Change---			Total	Pins	Gms	New - Old --> +/-			High Game	High Sers	Points Won	Points Lost	%Won
			-1-	-2-	-3-											
1	09/09/12	bk216	221	237	219	677	677	3	225.67	- 0.00	= 225.67	237	677	3.0		100.00 %
2	09/16/12	bk216	203	234	278	715	1392	6	232.00	- 225.67	= 6.33	278	715	5.0	1.0	83.33 %
3	09/23/12	bk216				0	1392	6	232.00	- 232.00	= 0.00	278	715	5.0	1.0	83.33 %
4	09/30/12	bk216	248	223	222	693	2085	9	231.67	- 232.00	= -0.33	278	715	6.0	3.0	66.67 %
5	09/30/12	231	204	199	224	627	2712	12	226.00	- 231.67	= -5.67	278	715	7.0	5.0	58.33 %
6	10/07/12	226	198	238	222	658	3370	15	224.67	- 226.00	= -1.33	278	715	7.0	8.0	46.67 %
7	10/14/12	224	206	230	167	603	3973	18	220.72	- 224.67	= -3.94	278	715	9.0	9.0	50.00 %
8	10/21/12	220	228	204	237	669	4642	21	221.05	- 220.72	= 0.33	278	715	11.0	10.0	52.38 %
9	10/28/12	221	191	173	300	664	5306	24	221.08	- 221.05	= 0.04	300	715	12.0	12.0	50.00 %
10	11/04/12	221	172	234	224	630	5936	27	219.85	- 221.08	= -1.23	300	715	13.0	14.0	48.15 %
11	11/11/12	219	254	223	189	666	6602	30	220.07	- 219.85	= 0.21	300	715	14.0	16.0	46.67 %
12	11/11/12	220	229	182	202	613	7215	33	218.64	- 220.07	= -1.43	300	715	16.0	17.0	48.48 %
13	11/25/12	218	183	236	176	595	7810	36	216.94	- 218.64	= -1.69	300	715	17.0	19.0	47.22 %
14	12/02/12	216	213	192	167	572	8382	39	214.92	- 216.94	= -2.02	300	715	17.5	21.5	44.87 %
15	12/09/12	214	221	197	204	622	9004	42	214.38	- 214.92	= -0.54	300	715	18.5	23.5	44.05 %
16	12/16/12	214				0	9004	42	214.38	- 214.38	= 0.00	300	715	18.5	23.5	44.05 %

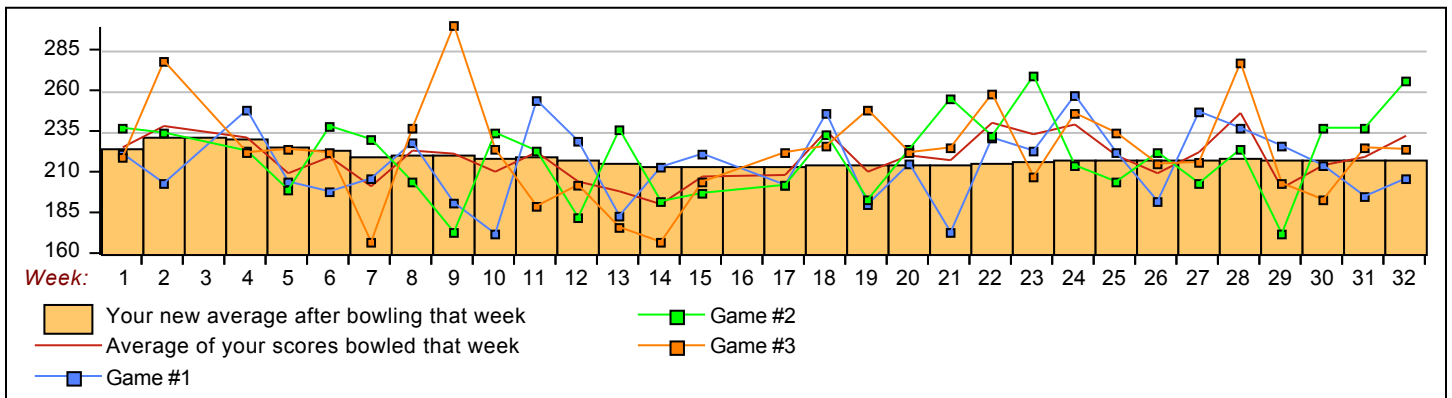
End of 1st part

17	12/23/12	214	202	202	222	626	9630	45	214.00	- 214.38	= -0.38	300	715	19.5	25.5	43.33 %
18	12/30/12	214	246	233	226	705	10335	48	215.31	- 214.00	= 1.31	300	715	22.5	25.5	46.88 %
19	01/06/13	215	190	193	248	631	10966	51	215.02	- 215.31	= -0.29	300	715	22.5	28.5	44.12 %
20	01/13/13	215	215	224	222	661	11627	54	215.31	- 215.02	= 0.30	300	715	25.5	28.5	47.22 %
21	01/20/13	215	173	255	225	653	12280	57	215.44	- 215.31	= 0.12	300	715	26.5	30.5	46.49 %
22	01/27/13	215	231	232	258	721	13001	60	216.68	- 215.44	= 1.24	300	721	28.5	31.5	47.50 %
23	01/27/13	216	223	269	207	699	13700	63	217.46	- 216.68	= 0.78	300	721	31.5	31.5	50.00 %
24	02/03/13	217	257	214	246	717	14417	66	218.44	- 217.46	= 0.98	300	721	33.5	32.5	50.76 %
25	02/10/13	218	222	204	234	660	15077	69	218.51	- 218.44	= 0.07	300	721	35.5	33.5	51.45 %
26	02/17/13	218	192	222	215	629	15706	72	218.14	- 218.51	= -0.37	300	721	35.5	36.5	49.31 %
27	02/24/13	218	247	203	216	666	16372	75	218.29	- 218.14	= 0.15	300	721	37.5	37.5	50.00 %
28	02/24/13	218	237	224	277	738	17110	78	219.36	- 218.29	= 1.07	300	738	40.5	37.5	51.92 %
29	03/03/13	219	226	172	203	601	17711	81	218.65	- 219.36	= -0.70	300	738	41.5	39.5	51.23 %
30	03/10/13	218	214	237	193	644	18355	84	218.51	- 218.65	= -0.14	300	738	42.5	41.5	50.60 %
31	03/10/13	218	195	237	225	657	19012	87	218.53	- 218.51	= 0.02	300	738	45.5	41.5	52.30 %
32	03/17/13	218	206	266	224	696	19708	90	218.98	- 218.53	= 0.45	300	738	48.5	41.5	53.89 %

<u><100</u>	<u>100's</u>	<u>125's</u>	<u>150's</u>	<u>175's</u>	<u>200's</u>	<u>225's</u>	<u>250's</u>	<u>275's</u>	<u>300's</u>
			6	14	36	25	6	2	1
<u><400</u>	<u>400's</u>	<u>450's</u>	<u>500's</u>	<u>550's</u>	<u>600's</u>	<u>650's</u>	<u>700's</u>	<u>750's</u>	<u>800's</u>
				2	10	13	5		

Ave of Game 1 **Ave of Game 2** **Ave of Game 3**
 214.90 219.63 222.40

High game of **300** on week **9** High series of **738** on week **28** High average of **232.00** after bowling week **2**
 Low game of **167** on week **7** Low series of **572** on week **14** Low average of **214.00** after bowling week **17**



Sunday Morning Threesome

Sunday 9:00 am

Classic Lanes

Lanes 3 - 16

Note: This report includes information through March 17 which is week 32 of 32

Jeff Mours's Bowling Record - Team 8: Pavement Pounders

Week No.	Bowling Date	Old Ave	---Average Change---			Total	Pins	Gms	---Average Change---			High Game	High Sers	Points Won	Points Lost	%Won		
			-1-	-2-	-3-				New	Old	+/-							
1	09/09/12	180				0	0	0	-	0.00	=	0.00	0	0		0.00 %		
2	09/16/12	180				0	0	0	-	0.00	=	0.00	0	0		0.00 %		
3	09/23/12	180				0	0	0	-	0.00	=	0.00	0	0		0.00 %		
4	09/30/12	180				0	0	0	-	0.00	=	0.00	0	0		0.00 %		
5	09/30/12	180				0	0	0	-	0.00	=	0.00	0	0		0.00 %		
6	10/07/12	180				0	0	0	-	0.00	=	0.00	0	0		0.00 %		
7	10/14/12	180				0	0	0	-	0.00	=	0.00	0	0		0.00 %		
8	10/21/12	180				0	0	0	-	0.00	=	0.00	0	0		0.00 %		
9	10/28/12	180				0	0	0	-	0.00	=	0.00	0	0		0.00 %		
10	11/04/12	180				0	0	0	-	0.00	=	0.00	0	0		0.00 %		
11	11/11/12	180				0	0	0	-	0.00	=	0.00	0	0		0.00 %		
12	11/11/12	180				0	0	0	-	0.00	=	0.00	0	0		0.00 %		
13	11/25/12	bk211	221	195	151	567	567	3	189.00	-	0.00	=	189.00	221	567	2.0	1.0	66.67 %
14	12/02/12	bk211				0	567	3	189.00	-	189.00	=	0.00	221	567	2.0	1.0	66.67 %
15	12/09/12	bk211				0	567	3	189.00	-	189.00	=	0.00	221	567	2.0	1.0	66.67 %
16	12/16/12	bk211	222	268	237	727	1294	6	215.67	-	189.00	=	26.67	268	727	5.0	1.0	83.33 %

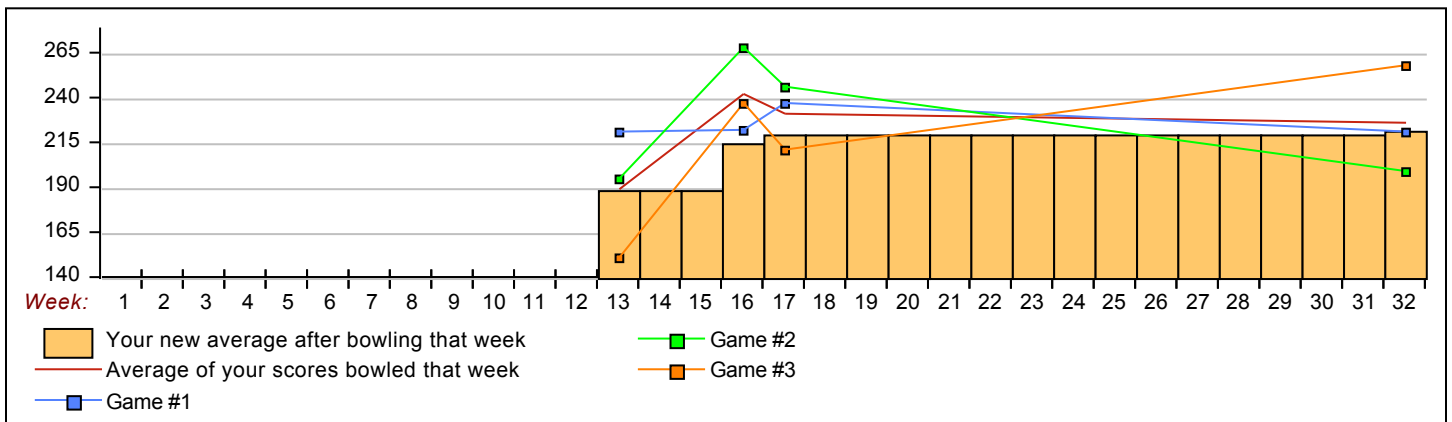
End of 1st part

17	12/23/12	bk211	237	246	211	694	1988	9	220.89	-	215.67	=	5.22	268	727	8.0	1.0	88.89 %
18	12/30/12	220				0	1988	9	220.89	-	220.89	=	0.00	268	727	8.0	1.0	88.89 %
19	01/06/13	220				0	1988	9	220.89	-	220.89	=	0.00	268	727	8.0	1.0	88.89 %
20	01/13/13	220				0	1988	9	220.89	-	220.89	=	0.00	268	727	8.0	1.0	88.89 %
21	01/20/13	220				0	1988	9	220.89	-	220.89	=	0.00	268	727	8.0	1.0	88.89 %
22	01/27/13	220				0	1988	9	220.89	-	220.89	=	0.00	268	727	8.0	1.0	88.89 %
23	01/27/13	220				0	1988	9	220.89	-	220.89	=	0.00	268	727	8.0	1.0	88.89 %
24	02/03/13	220				0	1988	9	220.89	-	220.89	=	0.00	268	727	8.0	1.0	88.89 %
25	02/10/13	220				0	1988	9	220.89	-	220.89	=	0.00	268	727	8.0	1.0	88.89 %
26	02/17/13	220				0	1988	9	220.89	-	220.89	=	0.00	268	727	8.0	1.0	88.89 %
27	02/24/13	220				0	1988	9	220.89	-	220.89	=	0.00	268	727	8.0	1.0	88.89 %
28	02/24/13	220				0	1988	9	220.89	-	220.89	=	0.00	268	727	8.0	1.0	88.89 %
29	03/03/13	220				0	1988	9	220.89	-	220.89	=	0.00	268	727	8.0	1.0	88.89 %
30	03/10/13	220				0	1988	9	220.89	-	220.89	=	0.00	268	727	8.0	1.0	88.89 %
31	03/10/13	220				0	1988	9	220.89	-	220.89	=	0.00	268	727	8.0	1.0	88.89 %
32	03/17/13	220	221	199	258	678	2666	12	222.17	-	220.89	=	1.28	268	727	8.0	4.0	66.67 %

<100	100's	125's	150's	175's	200's	225's	250's	275's	300's
			1	2	4	3	2		
<400	400's	450's	500's	550's	600's	650's	700's	750's	800's
				1		2	1		

Ave of Game 1	Ave of Game 2	Ave of Game 3
225.25	227.00	214.25

High game of **268** on week **16** High series of **727** on week **16** High average of **222.17** after bowling week **32**
 Low game of **151** on week **13** Low series of **567** on week **13** Low average of **189.00** after bowling week **13**



Sunday Morning Threesome

Sunday 9:00 am

Classic Lanes

Lanes 3 - 16

Note: This report includes information through March 17 which is week 32 of 32

Todd Jeske's Bowling Record - Team 8: Pavement Pounders

Week No.	Bowling Date	Old Ave	---Average Change---			Total	Pins	Gms	New - Old --> +/-			High Game	High Sers	Points Won	Points Lost	%Won
			-1-	-2-	-3-											
1	09/09/12	180				0	0	0	- 0.00	= 0.00	0	0			0.00 %	
2	09/16/12	180				0	0	0	- 0.00	= 0.00	0	0			0.00 %	
3	09/23/12	209	195	225	208	628	628	3	209.33	- 0.00	= 209.33	225	628	3.0		100.00 %
4	09/30/12	209				0	628	3	209.33	- 209.33	= 0.00	225	628	3.0		100.00 %
5	09/30/12	209				0	628	3	209.33	- 209.33	= 0.00	225	628	3.0		100.00 %
6	10/07/12	209				0	628	3	209.33	- 209.33	= 0.00	225	628	3.0		100.00 %
7	10/14/12	209				0	628	3	209.33	- 209.33	= 0.00	225	628	3.0		100.00 %
8	10/21/12	209				0	628	3	209.33	- 209.33	= 0.00	225	628	3.0		100.00 %
9	10/28/12	209				0	628	3	209.33	- 209.33	= 0.00	225	628	3.0		100.00 %
10	11/04/12	209				0	628	3	209.33	- 209.33	= 0.00	225	628	3.0		100.00 %
11	11/11/12	209				0	628	3	209.33	- 209.33	= 0.00	225	628	3.0		100.00 %
12	11/11/12	209				0	628	3	209.33	- 209.33	= 0.00	225	628	3.0		100.00 %
13	11/25/12	209				0	628	3	209.33	- 209.33	= 0.00	225	628	3.0		100.00 %
14	12/02/12	209				0	628	3	209.33	- 209.33	= 0.00	225	628	3.0		100.00 %
15	12/09/12	209				0	628	3	209.33	- 209.33	= 0.00	225	628	3.0		100.00 %
16	12/16/12	209				0	628	3	209.33	- 209.33	= 0.00	225	628	3.0		100.00 %

End of 1st part

17	12/23/12	209				0	628	3	209.33	- 209.33	= 0.00	225	628	3.0		100.00 %
18	12/30/12	209				0	628	3	209.33	- 209.33	= 0.00	225	628	3.0		100.00 %
19	01/06/12	209				0	628	3	209.33	- 209.33	= 0.00	225	628	3.0		100.00 %
20	01/13/13	209				0	628	3	209.33	- 209.33	= 0.00	225	628	3.0		100.00 %
21	01/20/13	209				0	628	3	209.33	- 209.33	= 0.00	225	628	3.0		100.00 %
22	01/27/13	209				0	628	3	209.33	- 209.33	= 0.00	225	628	3.0		100.00 %
23	01/27/13	209				0	628	3	209.33	- 209.33	= 0.00	225	628	3.0		100.00 %
24	02/03/13	209				0	628	3	209.33	- 209.33	= 0.00	225	628	3.0		100.00 %
25	02/10/13	209				0	628	3	209.33	- 209.33	= 0.00	225	628	3.0		100.00 %
26	02/17/13	209	184	154	177	515	1143	6	190.50	- 209.33	= -18.83	225	628	3.0	3.0	50.00 %
27	02/24/13	190				0	1143	6	190.50	- 190.50	= 0.00	225	628	3.0	3.0	50.00 %
28	02/24/13	190				0	1143	6	190.50	- 190.50	= 0.00	225	628	3.0	3.0	50.00 %
29	03/03/13	190				0	1143	6	190.50	- 190.50	= 0.00	225	628	3.0	3.0	50.00 %
30	03/10/13	190				0	1143	6	190.50	- 190.50	= 0.00	225	628	3.0	3.0	50.00 %
31	03/10/13	190				0	1143	6	190.50	- 190.50	= 0.00	225	628	3.0	3.0	50.00 %
32	03/17/13	190				0	1143	6	190.50	- 190.50	= 0.00	225	628	3.0	3.0	50.00 %

<u><100</u>	<u>100's</u>	<u>125's</u>	<u>150's</u>	<u>175's</u>	<u>200's</u>	<u>225's</u>	<u>250's</u>	<u>275's</u>	<u>300's</u>
			1	3	1	1			
<u><400</u>	<u>400's</u>	<u>450's</u>	<u>500's</u>	<u>550's</u>	<u>600's</u>	<u>650's</u>	<u>700's</u>	<u>750's</u>	<u>800's</u>
			1		1				

<u>Ave of Game 1</u>	<u>Ave of Game 2</u>	<u>Ave of Game 3</u>
189.50	189.50	192.50

High game of	225	on week	3	High series of	628	on week	3	High average of	209.33	after bowling week	3
Low game of	154	on week	26	Low series of	515	on week	26	Low average of	190.50	after bowling week	26

