

Sunday 9:00 am

Classic Lanes

Lanes 3 - 16

Note: This report includes information through March 17 which is week 32 of 32

Team 9: Classic Falls

Name	Pins	Gms	True Average	Book Ave	High Game	High Sers	Points Won	Points Lost	%Won
Traber, Brian	22581	96	235.22	216	300	801	50.5	45.5	52.60 %
Traber, Darryl	16850	75	224.67	229	279	778	39.0	36.0	52.00 %
Weber, Wayne	7866	42	187.29	198	254	688	21.5	23.5	47.78 %
Frey, Robert	4098	18	227.67	222	266	767	11.0	7.0	61.11 %

Team History

Week No.	Bowling Date	Opp. Team	-1-	-2-	-3-	Total	Last Wk WON	Last Wk Lost	Points Won	Points Lost	Year-To-Date WON	Y-T-D LOST	High Game	High Sers
1	09/09/12	9	705	600	641	1946	9	7	9	7	9	7	705	1946
2	09/16/12	5	699	652	700	2051	6	10	15	17	15	17	705	2051
3	09/23/12	15	618	666	640	1924	14	2	29	19	29	19	705	2051
4	09/30/12	1	607	700	636	1943	3	13	32	32	32	32	705	2051
5	09/30/12	7	554	630	608	1792	6	10	38	42	38	42	705	2051
6	10/07/12	3	694	672	611	1977	9	7	47	49	47	49	705	2051
7	10/14/12	14	699	741	713	2153	15	1	62	50	62	50	741	2153
8	10/21/12	12	739	757	647	2143	7	9	69	59	69	59	757	2153
9	10/28/12	6	648	751	715	2114	9	7	78	66	78	66	757	2153
10	11/04/12	8	648	729	725	2102	7	9	85	75	85	75	757	2153
11	11/11/12	11	605	669	597	1871	5	11	90	86	90	86	757	2153
12	11/11/12	16	632	548	609	1789	4	12	94	98	94	98	757	2153
13	11/25/12	4	713	609	580	1902	8	8	102	106	102	106	757	2153
14	12/02/12	13	696	657	724	2077	4	12	106	118	106	118	757	2153
15	12/09/12	2	601	641	594	1836	7 ½	8 ½	113 ½	126 ½	113 ½	126 ½	757	2153
16	12/16/12	11	645	625	552	1822	7	9	120 ½	135 ½	120 ½	135 ½	757	2153

End of 1st part

Team order was changed. They switched from team 10 to team 9

17	12/23/12	8	658	632	656	1946	2	14	2	14	122 ½	149 ½	757	2153
18	12/30/12	6	633	658	768	2059	6	10	8	24	128 ½	159 ½	768	2153
19	01/06/13	2	645	661	698	2004	12	4	20	28	140 ½	163 ½	768	2153
20	01/13/13	3	776	712	712	2200	15	1	35	29	155 ½	164 ½	776	2200
21	01/20/13	2	624	563	658	1845	10	6	45	35	165 ½	170 ½	776	2200
22	01/27/13	7	670	690	681	2041	10	6	55	41	175 ½	176 ½	776	2200
23	01/27/13	11	657	563	694	1914	8	8	63	49	183 ½	184 ½	776	2200
24	02/03/13	4	682	712	775	2169	10	6	73	55	193 ½	190 ½	776	2200
25	02/10/13	5	638	633	575	1846	5 ½	10 ½	78 ½	65 ½	199	201	776	2200
26	02/17/13	5	772	645	601	2018	6	10	84 ½	75 ½	205	211	776	2200
27	02/24/13	14	630	575	695	1900	9	7	93 ½	82 ½	214	218	776	2200
28	02/24/13	1	628	705	675	2008	9	7	102 ½	89 ½	223	225	776	2200
29	03/03/13	13	730	684	698	2112	15	1	117 ½	90 ½	238	226	776	2200
30	03/10/13	10	685	715	598	1998	11	5	128 ½	95 ½	249	231	776	2200
31	03/10/13	12	707	682	651	2040	12	4	140 ½	99 ½	261	235	776	2200
32	03/17/13	8	685	707	706	2098	11	5	151 ½	104 ½	272	240	776	2200

Note: This report includes information through March 17 which is week 32 of 32

Brian Traber's Bowling Record - Team 9: Classic Falls

Week No.	Bowling Date	Old Ave	Average Change			Total	Pins	Gms	---Average Change---			High Game	High Sers	Points Won	Points Lost	%Won
			-1-	-2-	-3-				New	Old	---+/-					
1	09/09/12	bk216	246	225	245	716	716	3	238.67	- 0.00	= 238.67	246	716	3.0	1.0	100.00 %
2	09/16/12	bk216	228	233	195	656	1372	6	228.67	- 238.67	= -10.00	246	716	5.0	1.0	83.33 %
3	09/23/12	bk216	228	279	201	708	2080	9	231.11	- 228.67	= 2.44	279	716	8.0	1.0	88.89 %
4	09/30/12	231	227	268	201	696	2776	12	231.33	- 231.11	= 0.22	279	716	8.0	4.0	66.67 %
5	09/30/12	231	183	245	211	639	3415	15	227.67	- 231.33	= -3.67	279	716	10.0	5.0	66.67 %
6	10/07/12	227	247	224	223	694	4109	18	228.28	- 227.67	= 0.61	279	716	11.0	7.0	61.11 %
7	10/14/12	228	279	254	268	801	4910	21	233.81	- 228.28	= 5.53	279	801	14.0	7.0	66.67 %
8	10/21/12	233	300	245	227	772	5682	24	236.75	- 233.81	= 2.94	300	801	15.0	9.0	62.50 %
9	10/28/12	236	248	255	244	747	6429	27	238.11	- 236.75	= 1.36	300	801	16.0	11.0	59.26 %
10	11/04/12	238	218	279	259	756	7185	30	239.50	- 238.11	= 1.39	300	801	18.0	12.0	60.00 %
11	11/11/12	239	257	247	236	740	7925	33	240.15	- 239.50	= 0.65	300	801	19.0	14.0	57.58 %
12	11/11/12	240	259	226	193	678	8603	36	238.97	- 240.15	= -1.18	300	801	20.0	16.0	55.56 %
13	11/25/12	238	245	257	217	719	9322	39	239.03	- 238.97	= 0.05	300	801	21.0	18.0	53.85 %
14	12/02/12	239	279	223	225	727	10049	42	239.26	- 239.03	= 0.24	300	801	22.0	20.0	52.38 %
15	12/09/12	239	227	265	234	726	10775	45	239.44	- 239.26	= 0.18	300	801	24.0	21.0	53.33 %
16	12/16/12	239	218	215	223	656	11431	48	238.15	- 239.44	= -1.30	300	801	24.0	24.0	50.00 %

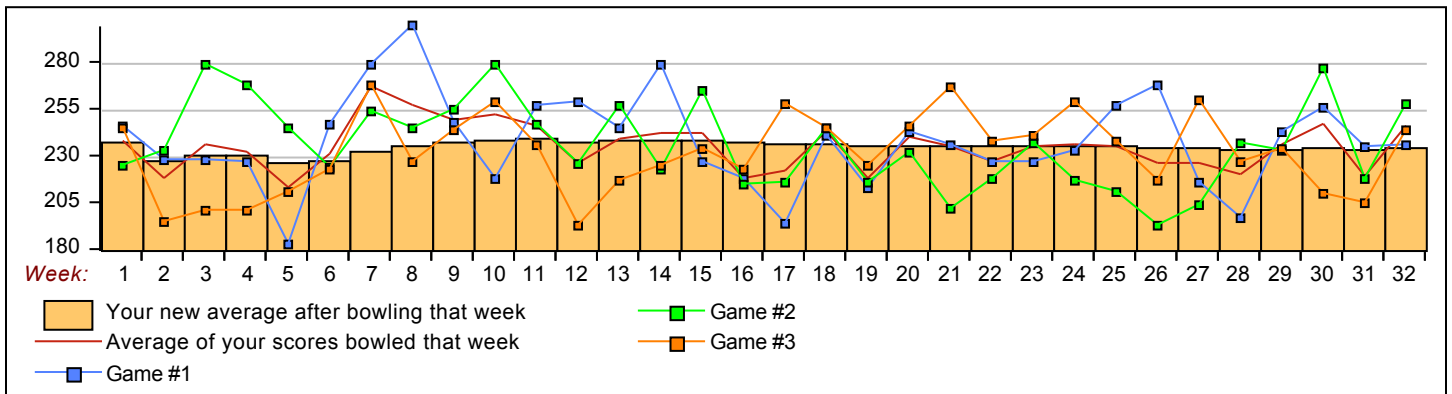
End of 1st part

17	12/23/12	238	194	216	258	668	12099	51	237.24	- 238.15	= -0.91	300	801	24.0	27.0	47.06 %
18	12/30/12	237	241	245	245	731	12830	54	237.59	- 237.24	= 0.36	300	801	25.0	29.0	46.30 %
19	01/06/13	237	213	216	225	654	13484	57	236.56	- 237.59	= -1.03	300	801	26.0	31.0	45.61 %
20	01/13/13	236	243	232	246	721	14205	60	236.75	- 236.56	= 0.19	300	801	29.0	31.0	48.33 %
21	01/20/13	236	236	202	267	705	14910	63	236.67	- 236.75	= -0.08	300	801	31.0	32.0	49.21 %
22	01/27/13	236	227	218	238	683	15593	66	236.26	- 236.67	= -0.41	300	801	33.0	33.0	50.00 %
23	01/27/13	236	227	237	241	705	16298	69	236.20	- 236.26	= -0.05	300	801	34.0	35.0	49.28 %
24	02/03/13	236	233	217	259	709	17007	72	236.21	- 236.20	= 0.01	300	801	35.0	37.0	48.61 %
25	02/10/13	236	257	211	238	706	17713	75	236.17	- 236.21	= -0.03	300	801	36.5	38.5	48.67 %
26	02/17/13	236	268	193	217	678	18391	78	235.78	- 236.17	= -0.39	300	801	37.5	40.5	48.08 %
27	02/24/13	235	216	204	260	680	19071	81	235.44	- 235.78	= -0.34	300	801	39.5	41.5	48.77 %
28	02/24/13	235	197	237	227	661	19732	84	234.90	- 235.44	= -0.54	300	801	41.5	42.5	49.40 %
29	03/03/13	234	243	233	234	710	20442	87	234.97	- 234.90	= 0.06	300	801	43.5	43.5	50.00 %
30	03/10/13	234	256	277	210	743	21185	90	235.39	- 234.97	= 0.42	300	801	45.5	44.5	50.56 %
31	03/10/13	235	235	218	205	658	21843	93	234.87	- 235.39	= -0.52	300	801	47.5	45.5	51.08 %
32	03/17/13	234	236	258	244	738	22581	96	235.22	- 234.87	= 0.35	300	801	50.5	45.5	52.60 %

<u><100</u>	<u>100's</u>	<u>125's</u>	<u>150's</u>	<u>175's</u>	<u>200's</u>	<u>225's</u>	<u>250's</u>	<u>275's</u>	<u>300's</u>
				6	24	43	17	5	1
<u><400</u>	<u>400's</u>	<u>450's</u>	<u>500's</u>	<u>550's</u>	<u>600's</u>	<u>650's</u>	<u>700's</u>	<u>750's</u>	<u>800's</u>
					1	12	16	2	1

<u>Ave of Game 1</u>	<u>Ave of Game 2</u>	<u>Ave of Game 3</u>
237.84	236.06	231.75

High game of	300	on week	8	High series of	801	on week	7	High average of	240.15	after bowling week	11
Low game of	183	on week	5	Low series of	639	on week	5	Low average of	227.67	after bowling week	5



Sunday Morning Threesome

Sunday 9:00 am

Classic Lanes

Lanes 3 - 16

Note: This report includes information through March 17 which is week 32 of 32

Darryl Traber's Bowling Record - Team 9: Classic Falls

Week No.	Bowling Date	Old Ave	---Average Change---			Total	Pins	Gms	New - Old --> +/-			High Game	High Sers	Points Won	Points Lost	%Won
			-1-	-2-	-3-											
1	09/09/12	bk229	279	217	215	711	711	3	237.00	- 0.00	= 237.00	279	711	1.0	2.0	33.33 %
2	09/16/12	bk229	233	181	226	640	1351	6	225.17	- 237.00	= -11.83	279	711	1.0	5.0	16.67 %
3	09/23/12	bk229	199	192	204	595	1946	9	216.22	- 225.17	= -8.94	279	711	3.0	6.0	33.33 %
4	09/30/12	216				0	1946	9	216.22	- 216.22	= 0.00	279	711	3.0	6.0	33.33 %
5	09/30/12	216				0	1946	9	216.22	- 216.22	= 0.00	279	711	3.0	6.0	33.33 %
6	10/07/12	216	255	255	196	706	2652	12	221.00	- 216.22	= 4.78	279	711	5.0	7.0	41.67 %
7	10/14/12	221	227	233	255	715	3367	15	224.47	- 221.00	= 3.47	279	715	7.0	8.0	46.67 %
8	10/21/12	224	216	259	208	683	4050	18	225.00	- 224.47	= 0.53	279	715	8.0	10.0	44.44 %
9	10/28/12	225				0	4050	18	225.00	- 225.00	= 0.00	279	715	8.0	10.0	44.44 %
10	11/04/12	225				0	4050	18	225.00	- 225.00	= 0.00	279	715	8.0	10.0	44.44 %
11	11/11/12	225	208	236	213	657	4707	21	224.14	- 225.00	= -0.86	279	715	10.0	11.0	47.62 %
12	11/11/12	224	205	171	235	611	5318	24	221.58	- 224.14	= -2.56	279	715	10.0	14.0	41.67 %
13	11/25/12	221	245	189	204	638	5956	27	220.59	- 221.58	= -0.99	279	715	11.0	16.0	40.74 %
14	12/02/12	220	245	187	253	685	6641	30	221.37	- 220.59	= 0.77	279	715	12.0	18.0	40.00 %
15	12/09/12	221				0	6641	30	221.37	- 221.37	= 0.00	279	715	12.0	18.0	40.00 %
16	12/16/12	221	241	244	177	662	7303	33	221.30	- 221.37	= -0.06	279	715	14.0	19.0	42.42 %

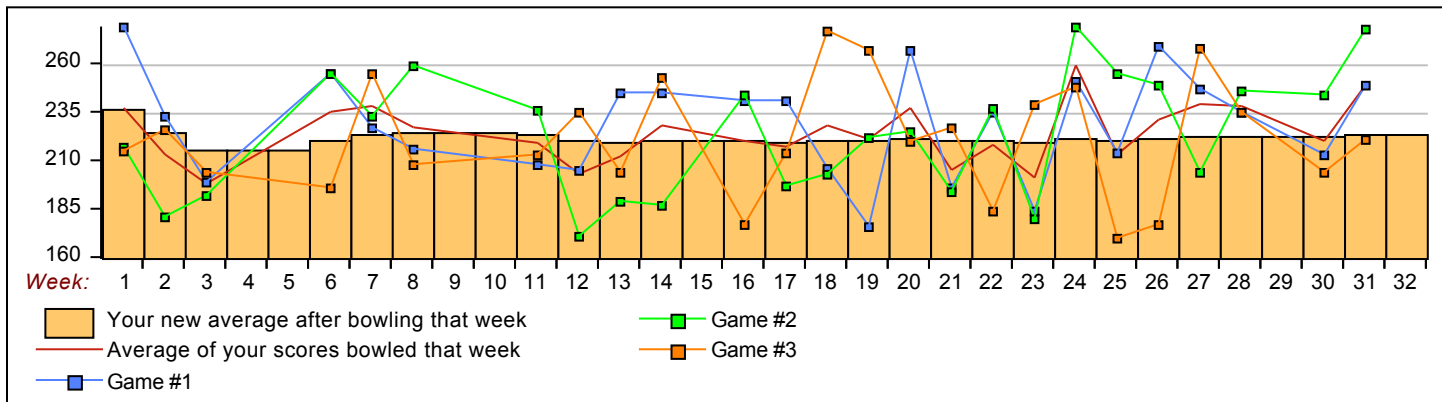
End of 1st part

17	12/23/12	221	241	197	214	652	7955	36	220.97	- 221.30	= -0.33	279	715	14.0	22.0	38.89 %
18	12/30/12	220	206	203	277	686	8641	39	221.56	- 220.97	= 0.59	279	715	15.0	24.0	38.46 %
19	01/06/13	221	176	222	267	665	9306	42	221.57	- 221.56	= 0.01	279	715	17.0	25.0	40.48 %
20	01/13/13	221	267	225	220	712	10018	45	222.62	- 221.57	= 1.05	279	715	20.0	25.0	44.44 %
21	01/20/13	222	196	194	227	617	10635	48	221.56	- 222.62	= -1.06	279	715	21.0	27.0	43.75 %
22	01/27/13	221	235	237	184	656	11291	51	221.39	- 221.56	= -0.17	279	715	22.0	29.0	43.14 %
23	01/27/13	221	184	180	239	603	11894	54	220.26	- 221.39	= -1.13	279	715	23.0	31.0	42.59 %
24	02/03/13	220	251	279	248	778	12672	57	222.32	- 220.26	= 2.06	279	778	26.0	31.0	45.61 %
25	02/10/13	222	214	255	170	639	13311	60	221.85	- 222.32	= -0.47	279	778	27.0	33.0	45.00 %
26	02/17/13	221	269	249	177	695	14006	63	222.32	- 221.85	= 0.47	279	778	29.0	34.0	46.03 %
27	02/24/13	222	247	204	268	719	14725	66	223.11	- 222.32	= 0.79	279	778	31.0	35.0	46.97 %
28	02/24/13	223	235	246	235	716	15441	69	223.78	- 223.11	= 0.68	279	778	34.0	35.0	49.28 %
29	03/03/13	223				0	15441	69	223.78	- 223.78	= 0.00	279	778	34.0	35.0	49.28 %
30	03/10/13	223	213	244	204	661	16102	72	223.64	- 223.78	= -0.14	279	778	36.0	36.0	50.00 %
31	03/10/13	223	249	278	221	748	16850	75	224.67	- 223.64	= 1.03	279	778	39.0	36.0	52.00 %
32	03/17/13	224	a204	a204	a204	612	16850	75	224.67	- 224.67	= 0.00	279	778	39.0	36.0	52.00 %

<100	100's	125's	150's	175's	200's	225's	250's	275's	300's
			2	15	19	24	11	4	
<400	400's	450's	500's	550's	600's	650's	700's	750's	800's
				1	6	10	7	1	

Ave of Game 1: 229.44 Ave of Game 2: 223.08 Ave of Game 3: 221.48

High game of 279 on week 1 High series of 778 on week 2 High average of 237.00 after bowling week 1
 Low game of 170 on week 25 Low series of 595 on week 3 Low average of 216.22 after bowling week 3



Sunday Morning Threesome

Sunday 9:00 am

Classic Lanes

Lanes 3 - 16

Note: This report includes information through March 17 which is week 32 of 32

Wayne Weber's Bowling Record - Team 9: Classic Falls

Week No.	Bowling Date	Old Ave	---Average Change---			Total	Pins	Gms	New - Old --> +/-			High Game	High Sers	Points Won	Points Lost	%Won
			-1-	-2-	-3-											
1	09/09/12	bk198	180	158	181	519	519	3	173.00	- 0.00	= 173.00	181	519		3.0	0.00 %
2	09/16/12	bk198				0	519	3	173.00	- 173.00	= 0.00	181	519		3.0	0.00 %
3	09/23/12	bk198	191	195	235	621	1140	6	190.00	- 173.00	= 17.00	235	621	2.0	4.0	33.33 %
4	09/30/12	bk198	155	200	190	545	1685	9	187.22	- 190.00	= -2.78	235	621	4.0	5.0	44.44 %
5	09/30/12	187	167	172	187	526	2211	12	184.25	- 187.22	= -2.97	235	621	5.0	7.0	41.67 %
6	10/07/12	184	192	193	192	577	2788	15	185.87	- 184.25	= 1.62	235	621	7.0	8.0	46.67 %
7	10/14/12	185	193	254	190	637	3425	18	190.28	- 185.87	= 4.41	254	637	10.0	8.0	55.56 %
8	10/21/12	190	223	253	212	688	4113	21	195.86	- 190.28	= 5.58	254	688	12.0	9.0	57.14 %
9	10/28/12	195	162	216	203	581	4694	24	195.58	- 195.86	= -0.27	254	688	13.0	11.0	54.17 %
10	11/04/12	195				0	4694	24	195.58	- 195.58	= 0.00	254	688	13.0	11.0	54.17 %
11	11/11/12	195	140	186	148	474	5168	27	191.41	- 195.58	= -4.18	254	688	13.0	14.0	48.15 %
12	11/11/12	191	168	151	181	500	5668	30	188.93	- 191.41	= -2.47	254	688	14.0	16.0	46.67 %
13	11/25/12	188	223	163	159	545	6213	33	188.27	- 188.93	= -0.66	254	688	15.0	18.0	45.45 %
14	12/02/12	188				0	6213	33	188.27	- 188.27	= 0.00	254	688	15.0	18.0	45.45 %
15	12/09/12	188	a168	a168	a168	504	6213	33	188.27	- 188.27	= 0.00	254	688	16.5	19.5	45.83 %
16	12/16/12	188	186	166	152	504	6717	36	186.58	- 188.27	= -1.69	254	688	17.5	21.5	44.87 %

End of 1st part

17	12/23/12	186	223	219	184	626	7343	39	188.28	- 186.58	= 1.70	254	688	19.5	22.5	46.43 %
18	12/30/12	188				0	7343	39	188.28	- 188.28	= 0.00	254	688	19.5	22.5	46.43 %
19	01/06/12	188				0	7343	39	188.28	- 188.28	= 0.00	254	688	19.5	22.5	46.43 %
20	01/13/13	188				0	7343	39	188.28	- 188.28	= 0.00	254	688	19.5	22.5	46.43 %
21	01/20/13	188	192	167	164	523	7866	42	187.29	- 188.28	= -1.00	254	688	21.5	23.5	47.78 %
22	01/27/13	187				0	7866	42	187.29	- 187.29	= 0.00	254	688	21.5	23.5	47.78 %
23	01/27/13	187				0	7866	42	187.29	- 187.29	= 0.00	254	688	21.5	23.5	47.78 %
24	02/03/13	187				0	7866	42	187.29	- 187.29	= 0.00	254	688	21.5	23.5	47.78 %
25	02/10/13	187	a167	a167	a167	501	7866	42	187.29	- 187.29	= 0.00	254	688	21.5	23.5	47.78 %
26	02/17/13	187				0	7866	42	187.29	- 187.29	= 0.00	254	688	21.5	23.5	47.78 %
27	02/24/13	187	a167	a167	a167	501	7866	42	187.29	- 187.29	= 0.00	254	688	21.5	23.5	47.78 %
28	02/24/13	187				0	7866	42	187.29	- 187.29	= 0.00	254	688	21.5	23.5	47.78 %
29	03/03/13	187				0	7866	42	187.29	- 187.29	= 0.00	254	688	21.5	23.5	47.78 %
30	03/10/13	187				0	7866	42	187.29	- 187.29	= 0.00	254	688	21.5	23.5	47.78 %
31	03/10/13	187				0	7866	42	187.29	- 187.29	= 0.00	254	688	21.5	23.5	47.78 %
32	03/17/13	187				0	7866	42	187.29	- 187.29	= 0.00	254	688	21.5	23.5	47.78 %

<100 100's 125's 150's 175's 200's 225's 250's 275's 300's

2

13

16

8

1

2

<400 400's 450's 500's 550's 600's 650's 700's 750's 800's

1

7

2

3

1

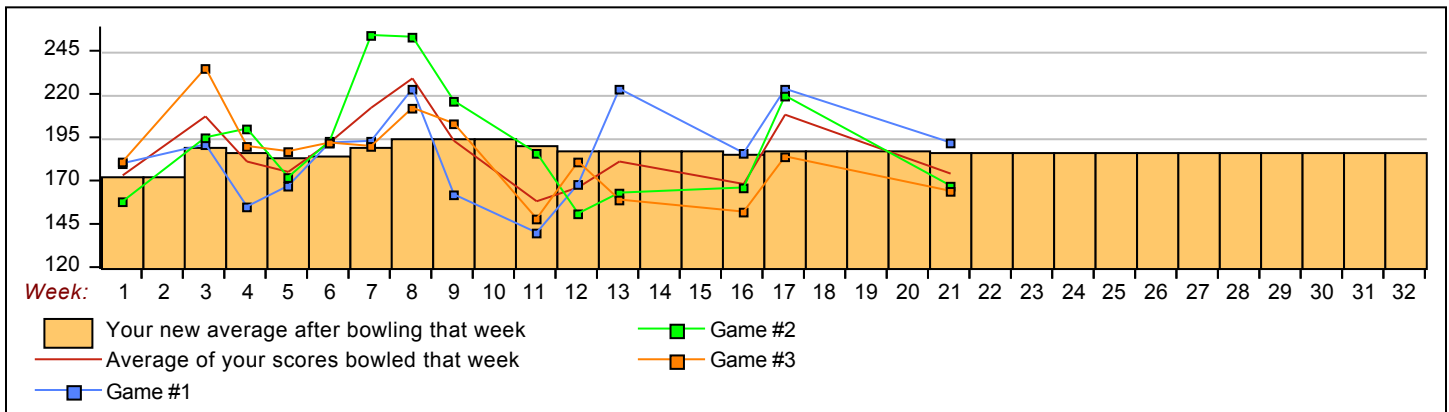
Ave of Game 1 Ave of Game 2 Ave of Game 3

185.36

192.36

184.14

High game of 254 on week 7 High series of 688 on week 8 High average of 195.86 after bowling week 8
 Low game of 140 on week 11 Low series of 474 on week 11 Low average of 173.00 after bowling week 1



Sunday Morning Threesome

Sunday 9:00 am

Classic Lanes

Lanes 3 - 16

Note: This report includes information through March 17 which is week 32 of 32

Michael O'Connell's Bowling Record - Team 9: Classic Falls

Week No.	Bowling Date	Old Ave	---Average Change---			Total	Pins	Gms	---Average Change---			High Game	High Sers	Points Won	Points Lost	%Won		
			-1-	-2-	-3-				New	Old	+/-							
1	09/09/12	bk227				0	0	0	-	0.00	=	0.00	0	0			0.00 %	
2	09/16/12	bk227				0	0	0	-	0.00	=	0.00	0	0			0.00 %	
3	09/23/12	bk227				0	0	0	-	0.00	=	0.00	0	0			0.00 %	
4	09/30/12	bk227				0	0	0	-	0.00	=	0.00	0	0			0.00 %	
5	09/30/12	bk227	204	213	210	627	627	3	209.00	-	0.00	=	209.00	213	627	1.0	2.0	33.33 %
6	10/07/12	bk227				0	627	3	209.00	-	209.00	=	0.00	213	627	1.0	2.0	33.33 %
7	10/14/12	bk227				0	627	3	209.00	-	209.00	=	0.00	213	627	1.0	2.0	33.33 %
8	10/21/12	bk227				0	627	3	209.00	-	209.00	=	0.00	213	627	1.0	2.0	33.33 %
9	10/28/12	bk227				0	627	3	209.00	-	209.00	=	0.00	213	627	1.0	2.0	33.33 %
10	11/04/12	bk227	204	236	210	650	1277	6	212.83	-	209.00	=	3.83	236	650	3.0	3.0	50.00 %
11	11/11/12	bk227				0	1277	6	212.83	-	212.83	=	0.00	236	650	3.0	3.0	50.00 %
12	11/11/12	bk227				0	1277	6	212.83	-	212.83	=	0.00	236	650	3.0	3.0	50.00 %
13	11/25/12	bk227				0	1277	6	212.83	-	212.83	=	0.00	236	650	3.0	3.0	50.00 %
14	12/02/12	bk227	172	247	246	665	1942	9	215.78	-	212.83	=	2.94	247	665	3.0	6.0	33.33 %
15	12/09/12	215				0	1942	9	215.78	-	215.78	=	0.00	247	665	3.0	6.0	33.33 %
16	12/16/12	215				0	1942	9	215.78	-	215.78	=	0.00	247	665	3.0	6.0	33.33 %

End of 1st part

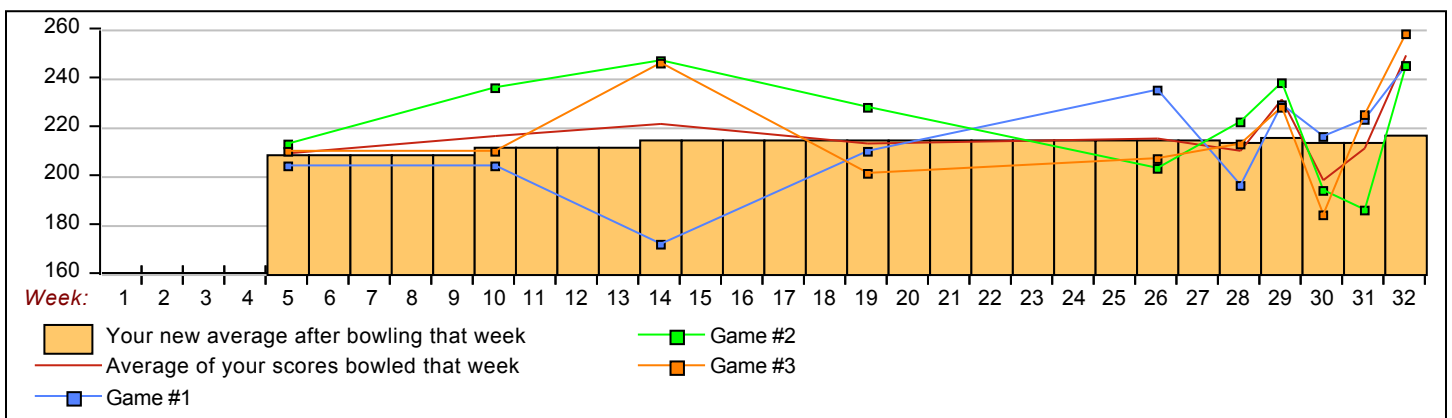
17	12/23/12	215				0	1942	9	215.78	-	215.78	=	0.00	247	665	3.0	6.0	33.33 %
18	12/30/12	215				0	1942	9	215.78	-	215.78	=	0.00	247	665	3.0	6.0	33.33 %
19	01/06/13	215	210	228	201	639	2581	12	215.08	-	215.78	=	-0.69	247	665	4.0	8.0	33.33 %
20	01/13/13	215				0	2581	12	215.08	-	215.08	=	0.00	247	665	4.0	8.0	33.33 %
21	01/20/13	215				0	2581	12	215.08	-	215.08	=	0.00	247	665	4.0	8.0	33.33 %
22	01/27/13	215				0	2581	12	215.08	-	215.08	=	0.00	247	665	4.0	8.0	33.33 %
23	01/27/13	215				0	2581	12	215.08	-	215.08	=	0.00	247	665	4.0	8.0	33.33 %
24	02/03/13	215				0	2581	12	215.08	-	215.08	=	0.00	247	665	4.0	8.0	33.33 %
25	02/10/13	215				0	2581	12	215.08	-	215.08	=	0.00	247	665	4.0	8.0	33.33 %
26	02/17/13	215	235	203	207	645	3226	15	215.07	-	215.08	=	-0.02	247	665	5.0	10.0	33.33 %
27	02/24/13	215				0	3226	15	215.07	-	215.07	=	0.00	247	665	5.0	10.0	33.33 %
28	02/24/13	215	196	222	213	631	3857	18	214.28	-	215.07	=	-0.79	247	665	5.0	13.0	27.78 %
29	03/03/13	214	229	238	228	695	4552	21	216.76	-	214.28	=	2.48	247	695	8.0	13.0	38.10 %
30	03/10/13	216	216	194	184	594	5146	24	214.42	-	216.76	=	-2.35	247	695	10.0	14.0	41.67 %
31	03/10/13	214	223	186	225	634	5780	27	214.07	-	214.42	=	-0.34	247	695	12.0	15.0	44.44 %
32	03/17/13	214	245	245	258	748	6528	30	217.60	-	214.07	=	3.53	258	748	15.0	15.0	50.00 %

<100	100's	125's	150's	175's	200's	225's	250's	275's	300's
			1	4	13	11	1		
<400	400's	450's	500's	550's	600's	650's	700's	750's	800's
				1	5	3	1		

Ave of Game 1 Ave of Game 2 Ave of Game 3

213.40 221.20 218.20

High game of 258 on week 32 High series of 748 on week 30 High average of 217.60 after bowling week 32
 Low game of 172 on week 14 Low series of 594 on week 30 Low average of 209.00 after bowling week 5



Sunday Morning Threesome

Sunday 9:00 am

Classic Lanes

Lanes 3 - 16

Note: This report includes information through March 17 which is week 32 of 32

Robert Frey's Bowling Record - Team 9: Classic Falls

Week No.	Bowling Date	Old Ave	---Average Change---			Total	Pins	Gms	---Average Change---			High Game	High Sers	Points Won	Points Lost	%Won
			-1-	-2-	-3-				New - Old	----> +/-						
1	09/09/12	180				0	0	0	- 0.00	= 0.00	0	0			0.00 %	
2	09/16/12	180				0	0	0	- 0.00	= 0.00	0	0			0.00 %	
3	09/23/12	180				0	0	0	- 0.00	= 0.00	0	0			0.00 %	
4	09/30/12	180				0	0	0	- 0.00	= 0.00	0	0			0.00 %	
5	09/30/12	180				0	0	0	- 0.00	= 0.00	0	0			0.00 %	
6	10/07/12	180				0	0	0	- 0.00	= 0.00	0	0			0.00 %	
7	10/14/12	180				0	0	0	- 0.00	= 0.00	0	0			0.00 %	
8	10/21/12	180				0	0	0	- 0.00	= 0.00	0	0			0.00 %	
9	10/28/12	180				0	0	0	- 0.00	= 0.00	0	0			0.00 %	
10	11/04/12	bk222	226	214	256	696	696	3	232.00	- 0.00	= 232.00	256	696	1.0	2.0	33.33 %
11	11/11/12	bk222				0	696	3	232.00	- 232.00	= 0.00	256	696	1.0	2.0	33.33 %
12	11/11/12	bk222				0	696	3	232.00	- 232.00	= 0.00	256	696	1.0	2.0	33.33 %
13	11/25/12	bk222				0	696	3	232.00	- 232.00	= 0.00	256	696	1.0	2.0	33.33 %
14	12/02/12	bk222				0	696	3	232.00	- 232.00	= 0.00	256	696	1.0	2.0	33.33 %
15	12/09/12	bk222				0	696	3	232.00	- 232.00	= 0.00	256	696	1.0	2.0	33.33 %
16	12/16/12	bk222				0	696	3	232.00	- 232.00	= 0.00	256	696	1.0	2.0	33.33 %

End of 1st part

17	12/23/12	bk222				0	696	3	232.00	- 232.00	= 0.00	256	696	1.0	2.0	33.33 %
18	12/30/12	bk222	186	210	246	642	1338	6	223.00	- 232.00	= -9.00	256	696	3.0	3.0	50.00 %
19	01/06/13	bk222	256	223	206	685	2023	9	224.78	- 223.00	= 1.78	256	696	5.0	4.0	55.56 %
20	01/13/13	224	266	255	246	767	2790	12	232.50	- 224.78	= 7.72	266	767	7.0	5.0	58.33 %
21	01/20/13	232				0	2790	12	232.50	- 232.50	= 0.00	266	767	7.0	5.0	58.33 %
22	01/27/13	232	208	235	259	702	3492	15	232.80	- 232.50	= 0.30	266	767	9.0	6.0	60.00 %
23	01/27/13	232	246	146	214	606	4098	18	227.67	- 232.80	= -5.13	266	767	11.0	7.0	61.11 %
24	02/03/13	227				0	4098	18	227.67	- 227.67	= 0.00	266	767	11.0	7.0	61.11 %
25	02/10/13	227				0	4098	18	227.67	- 227.67	= 0.00	266	767	11.0	7.0	61.11 %
26	02/17/13	227				0	4098	18	227.67	- 227.67	= 0.00	266	767	11.0	7.0	61.11 %
27	02/24/13	227				0	4098	18	227.67	- 227.67	= 0.00	266	767	11.0	7.0	61.11 %
28	02/24/13	227				0	4098	18	227.67	- 227.67	= 0.00	266	767	11.0	7.0	61.11 %
29	03/03/13	227				0	4098	18	227.67	- 227.67	= 0.00	266	767	11.0	7.0	61.11 %
30	03/10/13	227				0	4098	18	227.67	- 227.67	= 0.00	266	767	11.0	7.0	61.11 %
31	03/10/13	227				0	4098	18	227.67	- 227.67	= 0.00	266	767	11.0	7.0	61.11 %
32	03/17/13	227				0	4098	18	227.67	- 227.67	= 0.00	266	767	11.0	7.0	61.11 %

<100	100's	125's	150's	175's	200's	225's	250's	275's	300's
		1		1	6	5	5		
<400	400's	450's	500's	550's	600's	650's	700's	750's	800's
					2	2	1	1	

Ave of Game 1	Ave of Game 2	Ave of Game 3
231.33	213.83	237.83

High game of 266 on week 20 High series of 767 on week 21 High average of 232.80 after bowling week 22
 Low game of 146 on week 23 Low series of 606 on week 23 Low average of 223.00 after bowling week 18

