

Sunday 9:00 am

Classic Lanes

Lanes 1 - 16

Note: This report includes information through March 23 which is week 32 of 32

Team 10: Liquor Box Pub & Grill

Name	Pins	Gms	True Average	Book Ave	High Game	High Sers	Points Won	Points Lost	%Won
Gauger, Pat	19133	84	227.77	216	300	804	44.0	40.0	52.38 %
Holmquist, Craig	16595	90	184.39	186	257	657	42.0	48.0	46.67 %
Dorszynski, Dan	21408	96	223.00	227	290	750	58.0	38.0	60.42 %
Pipke, Rick	639	3	213.00	222	226	639	2.0	1.0	66.67 %

Team History

Week No.	Bowling Date	Opp. Team	-1-	-2-	-3-	Total	Last Wk WON	Last Wk Lost	Points Won	Points Lost	Year-To-Date WON	Y-T-D LOST	High Game	High Sers
1	09/08/13	9	631	585	654	1870	11	5	11	5	11	5	654	1870
2	09/15/13	5	521	568	672	1761	9	7	20	12	20	12	672	1870
3	09/22/13	15	542	640	614	1796	14	2	34	14	34	14	672	1870
4	09/29/13	1	642	599	626	1867	10	6	44	20	44	20	672	1870
5	10/06/13	7	568	599	680	1847	13	3	57	23	57	23	680	1870
6	10/13/13	3	653	648	577	1878	15	1	72	24	72	24	680	1878
7	10/20/13	14	677	567	606	1850	7	9	79	33	79	33	680	1878
8	10/27/13	12	576	648	566	1790	9	7	88	40	88	40	680	1878
9	11/03/13	6	546	610	641	1797	4	12	92	52	92	52	680	1878
10	11/03/13	8	710	670	563	1943	11	5	103	57	103	57	710	1943
11	11/10/13	11	609	522	661	1792	2	14	105	71	105	71	710	1943
12	11/17/13	16	648	608	671	1927	14	2	119	73	119	73	710	1943
13	11/17/13	4	680	602	700	1982	10 ½	5 ½	129 ½	78 ½	129 ½	78 ½	710	1982
14	12/01/13	13	616	578	555	1749	6	10	135 ½	88 ½	135 ½	88 ½	710	1982
15	12/08/13	2	656	715	689	2060	11	5	146 ½	93 ½	146 ½	93 ½	715	2060
16	12/15/13	3	706	554	631	1891	2	14	148 ½	107 ½	148 ½	107 ½	715	2060

End of 1st part

17	12/22/13	9	551	632	616	1799	7	9	7	9	155 ½	116 ½	715	2060
18	12/29/13	5	721	672	726	2119	12	4	19	13	167 ½	120 ½	726	2119
19	01/05/14	15	669	710	646	2025	6	10	25	23	173 ½	130 ½	726	2119
20	01/12/14	1	717	612	595	1924	11	5	36	28	184 ½	135 ½	726	2119
21	01/19/14	7	680	727	582	1989	13 ½	2 ½	49 ½	30 ½	198	138	727	2119
22	01/26/14	3	683	670	608	1961	5	11	54 ½	41 ½	203	149	727	2119
23	01/26/14	14	662	670	672	2004	11	5	65 ½	46 ½	214	154	727	2119
24	02/02/14	12	722	641	624	1987	13	3	78 ½	49 ½	227	157	727	2119
25	02/09/14	6	740	589	582	1911	5	11	83 ½	60 ½	232	168	740	2119
26	02/16/14	8	665	645	619	1929	10	6	93 ½	66 ½	242	174	740	2119
27	02/23/14	11	525	659	669	1853	11	5	104 ½	71 ½	253	179	740	2119
28	03/02/14	16	648	609	686	1943	7	9	111 ½	80 ½	260	188	740	2119
29	03/09/14	4	587	718	594	1899	5	11	116 ½	91 ½	265	199	740	2119
30	03/09/14	13	699	583	671	1953	6	10	122 ½	101 ½	271	209	740	2119
31	03/16/14	2	704	603	594	1901	6	10	128 ½	111 ½	277	219	740	2119
32	03/23/14	14	635	694	625	1954	6	10	134 ½	121 ½	283	229	740	2119

Sunday Morning Threesome

Sunday 9:00 am

Classic Lanes

Lanes 1 - 16

Note: This report includes information through March 23 which is week 32 of 32

Pat Gauger's Bowling Record - Team 10: Liquor Box Pub & Grill

Week No.	Bowling Date	Old Ave	---Average Change---			Total	Pins	Gms	New - Old --> +/-			High Game	High Sers	Points Won	Points Lost	%Won
			-1-	-2-	-3-											
1	09/08/13	bk216	249	215	196	660	660	3	220.00	- 0.00	= 220.00	249	660	3.0		100.00 %
2	09/15/13	bk216	215	238	268	721	1381	6	230.17	- 220.00	= 10.17	268	721	6.0		100.00 %
3	09/22/13	bk216				0	1381	6	230.17	- 230.17	= 0.00	268	721	6.0		100.00 %
4	09/29/13	bk216				0	1381	6	230.17	- 230.17	= 0.00	268	721	6.0		100.00 %
5	10/06/13	bk216				0	1381	6	230.17	- 230.17	= 0.00	268	721	6.0		100.00 %
6	10/13/13	bk216	191	204	187	582	1963	9	218.11	- 230.17	= -12.06	268	721	8.0	1.0	88.89 %
7	10/20/13	218	a198	a198	a198	594	1963	9	218.11	- 218.11	= 0.00	268	721	8.0	1.0	88.89 %
8	10/27/13	218	237	258	178	673	2636	12	219.67	- 218.11	= 1.56	268	721	11.0	1.0	91.67 %
9	11/03/13	219	191	194	228	613	3249	15	216.60	- 219.67	= -3.07	268	721	11.0	4.0	73.33 %
10	11/03/13	216	246	268	223	737	3986	18	221.44	- 216.60	= 4.84	268	737	14.0	4.0	77.78 %
11	11/10/13	221	193	206	278	677	4663	21	222.05	- 221.44	= 0.60	278	737	15.0	6.0	71.43 %
12	11/17/13	222	210	189	226	625	5288	24	220.33	- 222.05	= -1.71	278	737	16.0	8.0	66.67 %
13	11/17/13	220	263	248	237	748	6036	27	223.56	- 220.33	= 3.22	278	748	18.0	9.0	66.67 %
14	12/01/13	223	192	245	216	653	6689	30	222.97	- 223.56	= -0.59	278	748	21.0	9.0	70.00 %
15	12/08/13	222	232	257	249	738	7427	33	225.06	- 222.97	= 2.09	278	748	23.0	10.0	69.70 %
16	12/15/13	225	237	194	235	666	8093	36	224.81	- 225.06	= -0.26	278	748	23.0	13.0	63.89 %

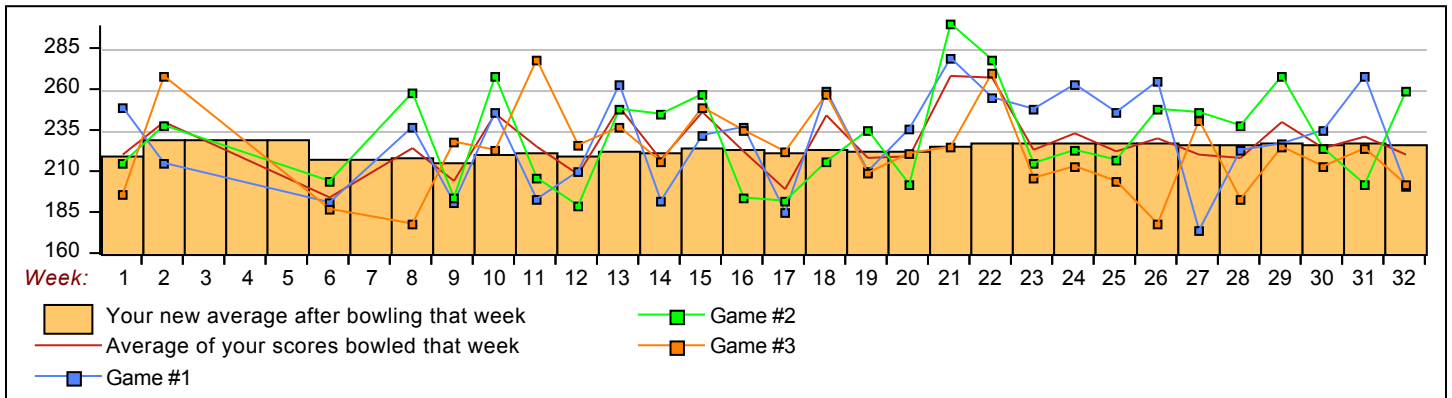
End of 1st part

17	12/22/13	224	185	192	222	599	8692	39	222.87	- 224.81	= -1.93	278	748	23.0	16.0	58.97 %
18	12/29/13	222	259	216	257	732	9424	42	224.38	- 222.87	= 1.51	278	748	25.0	17.0	59.52 %
19	01/05/14	224	210	235	209	654	10078	45	223.96	- 224.38	= -0.43	278	748	26.0	19.0	57.78 %
20	01/12/14	223	236	202	221	659	10737	48	223.69	- 223.96	= -0.27	278	748	27.0	21.0	56.25 %
21	01/19/14	223	279	300	225	804	11541	51	226.29	- 223.69	= 2.61	300	804	29.0	22.0	56.86 %
22	01/26/14	226	255	278	270	803	12344	54	228.59	- 226.29	= 2.30	300	804	31.0	23.0	57.41 %
23	01/26/14	228	248	215	206	669	13013	57	228.30	- 228.59	= -0.29	300	804	32.0	25.0	56.14 %
24	02/02/14	228	263	223	213	699	13712	60	228.53	- 228.30	= 0.24	300	804	35.0	25.0	58.33 %
25	02/09/14	228	246	217	204	667	14379	63	228.24	- 228.53	= -0.30	300	804	36.0	27.0	57.14 %
26	02/16/14	228	265	248	178	691	15070	66	228.33	- 228.24	= 0.10	300	804	38.0	28.0	57.58 %
27	02/23/14	228	174	246	241	661	15731	69	227.99	- 228.33	= -0.35	300	804	39.0	30.0	56.52 %
28	03/02/14	227	223	238	193	654	16385	72	227.57	- 227.99	= -0.42	300	804	40.0	32.0	55.56 %
29	03/09/14	227	227	268	225	720	17105	75	228.07	- 227.57	= 0.50	300	804	41.0	34.0	54.67 %
30	03/09/14	228	235	224	213	672	17777	78	227.91	- 228.07	= -0.16	300	804	41.0	37.0	52.56 %
31	03/16/14	227	268	202	224	694	18471	81	228.04	- 227.91	= 0.13	300	804	43.0	38.0	53.09 %
32	03/23/14	228	201	259	202	662	19133	84	227.77	- 228.04	= -0.26	300	804	44.0	40.0	52.38 %

<100	100's	125's	150's	175's	200's	225's	250's	275's	300's
			1	14	26	25	14	3	1
<400	400's	450's	500's	550's	600's	650's	700's	750's	800's
				2	2	16	6		2

Ave of Game 1: 229.64 Ave of Game 2: 231.39 Ave of Game 3: 222.29

High game of 300 on week 21 High series of 804 on week 21 High average of 230.17 after bowling week 2
 Low game of 174 on week 27 Low series of 582 on week 6 Low average of 216.60 after bowling week 9



Sunday Morning Threesome

Sunday 9:00 am

Classic Lanes

Lanes 1 - 16

Note: This report includes information through March 23 which is week 32 of 32

Craig Holmquist's Bowling Record - Team 10: Liquor Box Pub & Grill

Week No.	Bowling Date	Old Ave	---Average Change---			Total	Pins	Gms	New - Old --> +/-			High Game	High Sers	Points Won	Points Lost	%Won
			-1-	-2-	-3-											
1	09/08/13	bk186	160	124	215	499	499	3	166.33	- 0.00	= 166.33	215	499	1.0	2.0	33.33 %
2	09/15/13	bk186	137	170	158	465	964	6	160.67	- 166.33	= -5.67	215	499	1.0	5.0	16.67 %
3	09/22/13	bk186	141	193	165	499	1463	9	162.56	- 160.67	= 1.89	215	499	2.0	7.0	22.22 %
4	09/29/13	162	180	199	225	604	2067	12	172.25	- 162.56	= 9.69	225	604	4.0	8.0	33.33 %
5	10/06/13	172	186	178	219	583	2650	15	176.67	- 172.25	= 4.42	225	604	7.0	8.0	46.67 %
6	10/13/13	176	195	210	200	605	3255	18	180.83	- 176.67	= 4.17	225	605	10.0	8.0	55.56 %
7	10/20/13	180	236	157	174	567	3822	21	182.00	- 180.83	= 1.17	236	605	11.0	10.0	52.38 %
8	10/27/13	182	143	151	175	469	4291	24	178.79	- 182.00	= -3.21	236	605	12.0	12.0	50.00 %
9	11/03/13	178	195	214	156	565	4856	27	179.85	- 178.79	= 1.06	236	605	13.0	14.0	48.15 %
10	11/03/13	179	240	188	134	562	5418	30	180.60	- 179.85	= 0.75	240	605	15.0	15.0	50.00 %
11	11/10/13	180	170	130	190	490	5908	33	179.03	- 180.60	= -1.57	240	605	15.0	18.0	45.45 %
12	11/17/13	179	214	195	221	630	6538	36	181.61	- 179.03	= 2.58	240	630	18.0	18.0	50.00 %
13	11/17/13	181	182	171	173	526	7064	39	181.13	- 181.61	= -0.48	240	630	19.5	19.5	50.00 %
14	12/01/13	181	187	150	159	496	7560	42	180.00	- 181.13	= -1.13	240	630	19.5	22.5	46.43 %
15	12/08/13	180				0	7560	42	180.00	- 180.00	= 0.00	240	630	19.5	22.5	46.43 %
16	12/15/13	180	234	124	150	508	8068	45	179.29	- 180.00	= -0.71	240	630	20.5	24.5	45.56 %

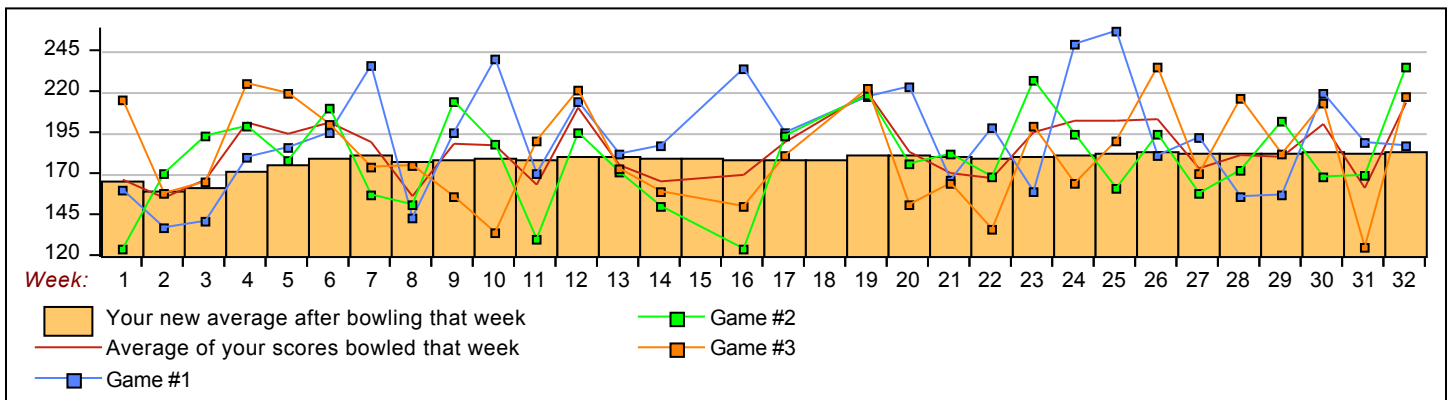
End of 1st part

17	12/22/13	179	195	193	181	569	8637	48	179.94	- 179.29	= 0.65	240	630	21.5	26.5	44.79 %
18	12/29/13	179				0	8637	48	179.94	- 179.94	= 0.00	240	630	21.5	26.5	44.79 %
19	01/05/14	179	217	218	222	657	9294	51	182.24	- 179.94	= 2.30	240	657	21.5	29.5	42.16 %
20	01/12/14	182	223	176	151	550	9844	54	182.30	- 182.24	= 0.06	240	657	23.5	30.5	43.52 %
21	01/19/14	182	166	182	164	512	10356	57	181.68	- 182.30	= -0.61	240	657	25.0	32.0	43.86 %
22	01/26/14	181	198	168	136	502	10858	60	180.97	- 181.68	= -0.72	240	657	25.0	35.0	41.67 %
23	01/26/14	180	159	227	199	585	11443	63	181.63	- 180.97	= 0.67	240	657	27.0	36.0	42.86 %
24	02/02/14	181	249	194	164	607	12050	66	182.58	- 181.63	= 0.94	249	657	29.0	37.0	43.94 %
25	02/09/14	182	257	161	190	608	12658	69	183.45	- 182.58	= 0.87	257	657	30.0	39.0	43.48 %
26	02/16/14	183	181	194	235	610	13268	72	184.28	- 183.45	= 0.83	257	657	32.0	40.0	44.44 %
27	02/23/14	184	192	158	170	520	13788	75	183.84	- 184.28	= -0.44	257	657	35.0	40.0	46.67 %
28	03/02/14	183	156	172	216	544	14332	78	183.74	- 183.84	= -0.10	257	657	36.0	42.0	46.15 %
29	03/09/14	183	157	202	182	541	14873	81	183.62	- 183.74	= -0.13	257	657	38.0	43.0	46.91 %
30	03/09/14	183	219	168	213	600	15473	84	184.20	- 183.62	= 0.59	257	657	40.0	44.0	47.62 %
31	03/16/14	184	189	169	125	483	15956	87	183.40	- 184.20	= -0.80	257	657	40.0	47.0	45.98 %
32	03/23/14	183	187	235	217	639	16595	90	184.39	- 183.40	= 0.99	257	657	42.0	48.0	46.67 %

<u><100</u>	<u>100's</u>	<u>125's</u>	<u>150's</u>	<u>175's</u>	<u>200's</u>	<u>225's</u>	<u>250's</u>	<u>275's</u>	<u>300's</u>
	2	7	28	28	16	8	1		
<u><400</u>	<u>400's</u>	<u>450's</u>	<u>500's</u>	<u>550's</u>	<u>600's</u>	<u>650's</u>	<u>700's</u>	<u>750's</u>	<u>800's</u>
		7	7	7	8	1			

Ave of Game 1	Ave of Game 2	Ave of Game 3
191.50	179.03	182.63

High game of **257** on week **25** High series of **657** on week **19** High average of **184.39** after bowling week **32**
 Low game of **124** on week **1** Low series of **465** on week **2** Low average of **160.67** after bowling week **2**



Sunday Morning Threesome

Sunday 9:00 am

Classic Lanes

Lanes 1 - 16

Note: This report includes information through March 23 which is week 32 of 32

Dan Dorszynski's Bowling Record - Team 10: Liquor Box Pub & Grill

Week No.	Bowling Date	Old Ave	---Average Change---			Total	Pins	Gms	New - Old --> +/-			High Game	High Sers	Points Won	Points Lost	%Won
			-1-	-2-	-3-											
1	09/08/13	bk227	222	246	243	711	711	3	237.00	- 0.00	= 237.00	246	711	2.0	1.0	66.67 %
2	09/15/13	bk227	169	160	246	575	1286	6	214.33	- 237.00	= -22.67	246	711	3.0	3.0	50.00 %
3	09/22/13	bk227	185	223	225	633	1919	9	213.22	- 214.33	= -1.11	246	711	6.0	3.0	66.67 %
4	09/29/13	213	227	203	200	630	2549	12	212.42	- 213.22	= -0.81	246	711	8.0	4.0	66.67 %
5	10/06/13	212	195	207	259	661	3210	15	214.00	- 212.42	= 1.58	259	711	10.0	5.0	66.67 %
6	10/13/13	214	267	234	190	691	3901	18	216.72	- 214.00	= 2.72	267	711	13.0	5.0	72.22 %
7	10/20/13	216	243	212	234	689	4590	21	218.57	- 216.72	= 1.85	267	711	15.0	6.0	71.43 %
8	10/27/13	218	196	239	213	648	5238	24	218.25	- 218.57	= -0.32	267	711	16.0	8.0	66.67 %
9	11/03/13	218	160	202	257	619	5857	27	216.93	- 218.25	= -1.32	267	711	17.0	10.0	62.96 %
10	11/03/13	216	224	214	206	644	6501	30	216.70	- 216.93	= -0.23	267	711	18.0	12.0	60.00 %
11	11/10/13	216	246	186	193	625	7126	33	215.94	- 216.70	= -0.76	267	711	19.0	14.0	57.58 %
12	11/17/13	215	224	224	224	672	7798	36	216.61	- 215.94	= 0.67	267	711	22.0	14.0	61.11 %
13	11/17/13	216	235	183	290	708	8506	39	218.10	- 216.61	= 1.49	290	711	24.0	15.0	61.54 %
14	12/01/13	218	237	183	180	600	9106	42	216.81	- 218.10	= -1.29	290	711	25.0	17.0	59.52 %
15	12/08/13	216	233	236	214	683	9789	45	217.53	- 216.81	= 0.72	290	711	27.0	18.0	60.00 %
16	12/15/13	217	235	236	246	717	10506	48	218.88	- 217.53	= 1.34	290	717	28.0	20.0	58.33 %

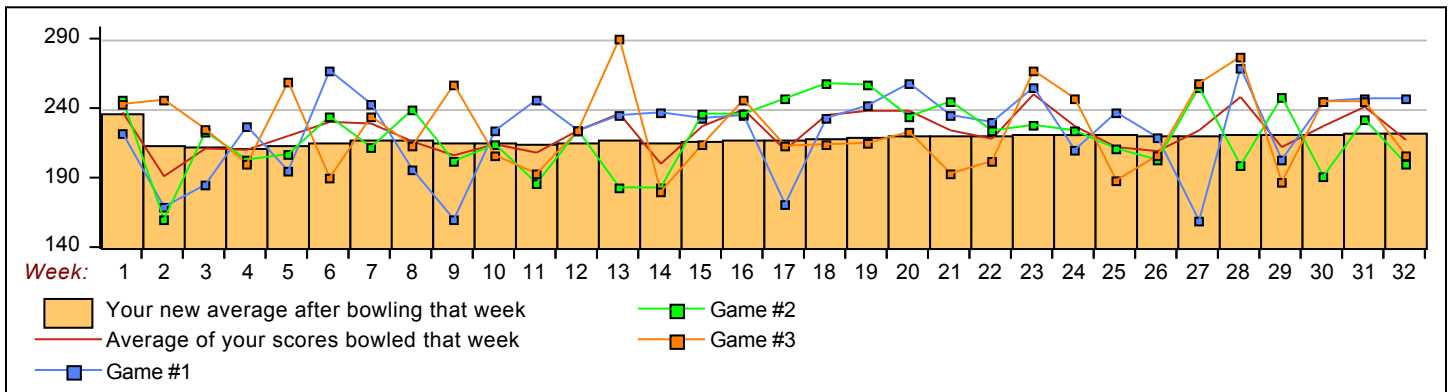
End of 1st part

17	12/22/13	218	171	247	213	631	11137	51	218.37	- 218.88	= -0.50	290	717	30.0	21.0	58.82 %
18	12/29/13	218	233	258	214	705	11842	54	219.30	- 218.37	= 0.92	290	717	33.0	21.0	61.11 %
19	01/05/14	219	242	257	215	714	12556	57	220.28	- 219.30	= 0.98	290	717	36.0	21.0	63.16 %
20	01/12/14	220	258	234	223	715	13271	60	221.18	- 220.28	= 0.90	290	717	39.0	21.0	65.00 %
21	01/19/14	221	235	245	193	673	13944	63	221.33	- 221.18	= 0.15	290	717	42.0	21.0	66.67 %
22	01/26/14	221	230	224	202	656	14600	66	221.21	- 221.33	= -0.12	290	717	43.0	23.0	65.15 %
23	01/26/14	221	255	228	267	750	15350	69	222.46	- 221.21	= 1.25	290	750	46.0	23.0	66.67 %
24	02/02/14	222	210	224	247	681	16031	72	222.65	- 222.46	= 0.19	290	750	47.0	25.0	65.28 %
25	02/09/14	222	237	211	188	636	16667	75	222.23	- 222.65	= -0.43	290	750	48.0	27.0	64.00 %
26	02/16/14	222	219	203	206	628	17295	78	221.73	- 222.23	= -0.50	290	750	49.0	29.0	62.82 %
27	02/23/14	221	159	255	258	672	17967	81	221.81	- 221.73	= 0.08	290	750	51.0	30.0	62.96 %
28	03/02/14	221	269	199	277	745	18712	84	222.76	- 221.81	= 0.95	290	750	53.0	31.0	63.10 %
29	03/09/14	222	203	248	187	638	19350	87	222.41	- 222.76	= -0.35	290	750	53.0	34.0	60.92 %
30	03/09/14	222	245	191	245	681	20031	90	222.57	- 222.41	= 0.15	290	750	55.0	35.0	61.11 %
31	03/16/14	222	247	232	245	724	20755	93	223.17	- 222.57	= 0.61	290	750	57.0	36.0	61.29 %
32	03/23/14	223	247	200	206	653	21408	96	223.00	- 223.17	= -0.17	290	750	58.0	38.0	60.42 %

<100	100's	125's	150's	175's	200's	225's	250's	275's	300's
			5	14	30	34	11	2	
<400	400's	450's	500's	550's	600's	650's	700's	750's	800's
				1	11	11	8	1	

<u>Ave of Game 1</u>	<u>Ave of Game 2</u>	<u>Ave of Game 3</u>
223.69	220.13	225.19

High game of 290 on week 13 High series of 750 on week 2 High average of 237.00 after bowling week 1
 Low game of 159 on week 27 Low series of 575 on week 2 Low average of 212.42 after bowling week 4



Sunday Morning Threesome

Sunday 9:00 am

Classic Lanes

Lanes 1 - 16

Note: This report includes information through March 23 which is week 32 of 32

Rick Pipke's Bowling Record - Team 10: Liquor Box Pub & Grill

Week No.	Bowling Date	Old Ave	---Average Change---			Total	Pins	Gms	---Average Change---			High Game	High Sers	Points Won	Points Lost	%Won		
			-1-	-2-	-3-				New	Old	+/-							
1	09/08/13	180				0	0	0	-	0.00	=	0.00	0	0			0.00 %	
2	09/15/13	180				0	0	0	-	0.00	=	0.00	0	0			0.00 %	
3	09/22/13	180				0	0	0	-	0.00	=	0.00	0	0			0.00 %	
4	09/29/13	180				0	0	0	-	0.00	=	0.00	0	0			0.00 %	
5	10/06/13	180				0	0	0	-	0.00	=	0.00	0	0			0.00 %	
6	10/13/13	180				0	0	0	-	0.00	=	0.00	0	0			0.00 %	
7	10/20/13	180				0	0	0	-	0.00	=	0.00	0	0			0.00 %	
8	10/27/13	180				0	0	0	-	0.00	=	0.00	0	0			0.00 %	
9	11/03/13	180				0	0	0	-	0.00	=	0.00	0	0			0.00 %	
10	11/03/13	180				0	0	0	-	0.00	=	0.00	0	0			0.00 %	
11	11/10/13	180				0	0	0	-	0.00	=	0.00	0	0			0.00 %	
12	11/17/13	180				0	0	0	-	0.00	=	0.00	0	0			0.00 %	
13	11/17/13	180				0	0	0	-	0.00	=	0.00	0	0			0.00 %	
14	12/01/13	180				0	0	0	-	0.00	=	0.00	0	0			0.00 %	
15	12/08/13	bk222	191	222	226	639	639	3	213.00	-	0.00	=	213.00	226	639	2.0	1.0	66.67 %
16	12/15/13	bk222				0	639	3	213.00	-	213.00	=	0.00	226	639	2.0	1.0	66.67 %

End of 1st part

17	12/22/13	bk222				0	639	3	213.00	-	213.00	=	0.00	226	639	2.0	1.0	66.67 %
18	12/29/13	bk222				0	639	3	213.00	-	213.00	=	0.00	226	639	2.0	1.0	66.67 %
19	01/05/14	bk222				0	639	3	213.00	-	213.00	=	0.00	226	639	2.0	1.0	66.67 %
20	01/12/14	bk222				0	639	3	213.00	-	213.00	=	0.00	226	639	2.0	1.0	66.67 %
21	01/19/14	bk222				0	639	3	213.00	-	213.00	=	0.00	226	639	2.0	1.0	66.67 %
22	01/26/14	bk222				0	639	3	213.00	-	213.00	=	0.00	226	639	2.0	1.0	66.67 %
23	01/26/14	bk222				0	639	3	213.00	-	213.00	=	0.00	226	639	2.0	1.0	66.67 %
24	02/02/14	bk222				0	639	3	213.00	-	213.00	=	0.00	226	639	2.0	1.0	66.67 %
25	02/09/14	bk222				0	639	3	213.00	-	213.00	=	0.00	226	639	2.0	1.0	66.67 %
26	02/16/14	bk222				0	639	3	213.00	-	213.00	=	0.00	226	639	2.0	1.0	66.67 %
27	02/23/14	bk222				0	639	3	213.00	-	213.00	=	0.00	226	639	2.0	1.0	66.67 %
28	03/02/14	bk222				0	639	3	213.00	-	213.00	=	0.00	226	639	2.0	1.0	66.67 %
29	03/09/14	bk222				0	639	3	213.00	-	213.00	=	0.00	226	639	2.0	1.0	66.67 %
30	03/09/14	bk222				0	639	3	213.00	-	213.00	=	0.00	226	639	2.0	1.0	66.67 %
31	03/16/14	bk222				0	639	3	213.00	-	213.00	=	0.00	226	639	2.0	1.0	66.67 %
32	03/23/14	bk222				0	639	3	213.00	-	213.00	=	0.00	226	639	2.0	1.0	66.67 %

<100	100's	125's	150's	175's	200's	225's	250's	275's	300's
				1	1	1			
<400	400's	450's	500's	550's	600's	650's	700's	750's	800's
					1				

Ave of Game 1	Ave of Game 2	Ave of Game 3
191.00	222.00	226.00

High game of 226 on week 15 High series of 639 on week 15 High average of 213.00 after bowling week 15
 Low game of 191 on week 15 Low series of 639 on week 15 Low average of 213.00 after bowling week 15

