

Sunday 9:00 am

**Classic Lanes**

Lanes 1 - 16

Note: This report includes information through March 23 which is week 32 of 32

**Team 11: Eagle Media, Inc.**

Name	Pins	Gms	True Average	Book Ave	High Game	High Sers	Points Won	Points Lost	%Won
Weber, Wayne	18051	93	194.10	187	259	708	57.5	35.5	61.83 %
Traber, Brian	22006	96	229.23	235	300	804	47.0	49.0	48.96 %
Traber, Darryl	17404	81	214.86	224	279	737	38.5	42.5	47.53 %

**Team History**

Week No.	Bowling Date	Opp. Team	-1-	-2-	-3-	Total	Last Wk WON	Last Wk Lost	Points Won	Points Lost	Year-To-Date WON	Y-T-D LOST	High Game	High Sers
1	09/08/13	12	624	647	635	1906	8	8	8	8	8	8	647	1906
2	09/15/13	7	676	652	646	1974	9 ½	6 ½	17 ½	14 ½	17 ½	14 ½	676	1974
3	09/22/13	3	638	666	601	1905	10	6	27 ½	20 ½	27 ½	20 ½	676	1974
4	09/29/13	14	652	651	655	1958	14 ½	1 ½	42	22	42	22	676	1974
5	10/06/13	9	669	624	658	1951	6	10	48	32	48	32	676	1974
6	10/13/13	5	676	599	658	1933	11	5	59	37	59	37	676	1974
7	10/20/13	15	548	589	570	1707	10	6	69	43	69	43	676	1974
8	10/27/13	1	660	683	611	1954	11	5	80	48	80	48	683	1974
9	11/03/13	8	602	615	568	1785	3	13	83	61	83	61	683	1974
10	11/03/13	6	534	591	594	1719	5	11	88	72	88	72	683	1974
11	11/10/13	10	646	604	722	1972	14	2	102	74	102	74	722	1974
12	11/17/13	4	569	566	681	1816	10	6	112	80	112	80	722	1974
13	11/17/13	16	481	617	646	1744	5	11	117	91	117	91	722	1974
14	12/01/13	2	670	669	619	1958	9	7	126	98	126	98	722	1974
15	12/08/13	13	611	628	601	1840	3	13	129	111	129	111	722	1974
16	12/15/13	2	732	692	673	2097	13	3	142	114	142	114	732	2097

**End of 1st part**

17	12/22/13	12	568	599	626	1793	8	8	8	8	150	122	732	2097
18	12/29/13	7	636	600	653	1889	10	6	18	14	160	128	732	2097
19	01/05/14	3	593	606	625	1824	1	15	19	29	161	143	732	2097
20	01/12/14	14	631	712	593	1936	10	6	29	35	171	149	732	2097
21	01/19/14	9	586	638	674	1898	13	3	42	38	184	152	732	2097
22	01/26/14	5	682	660	644	1986	7	9	49	47	191	161	732	2097
23	01/26/14	15	629	611	623	1863	6	10	55	57	197	171	732	2097
24	02/02/14	1	623	698	679	2000	11	5	66	62	208	176	732	2097
25	02/09/14	8	696	696	683	2075	14	2	80	64	222	178	732	2097
26	02/16/14	6	675	658	719	2052	11	5	91	69	233	183	732	2097
27	02/23/14	10	653	603	552	1808	5	11	96	80	238	194	732	2097
28	03/02/14	4	622	644	663	1929	2 ½	13 ½	98 ½	93 ½	240 ½	207 ½	732	2097
29	03/09/14	16	643	625	630	1898	7	9	105 ½	102 ½	247 ½	216 ½	732	2097
30	03/09/14	2	628	770	688	2086	15	1	120 ½	103 ½	262 ½	217 ½	770	2097
31	03/16/14	13	642	688	595	1925	9	7	129 ½	110 ½	271 ½	224 ½	770	2097
32	03/23/14	16	650	698	622	1970	12	4	141 ½	114 ½	283 ½	228 ½	770	2097

# Sunday Morning Threesome

Sunday 9:00 am

Classic Lanes

Lanes 1 - 16

Note: This report includes information through March 23 which is week 32 of 32

## Darryl Traber's Bowling Record - Team 11: Eagle Media, Inc.

Week No.	Bowling Date	Old Ave	---Average Change---			Total	Pins	Gms	New - Old ----> +/-			High Game	High Sers	Points Won	Points Lost	%Won
			-1-	-2-	-3-											
1	09/08/13	bk224	156	<b>232</b>	212	600	600	3	200.00	- 0.00	= 200.00	232	600	1.0	2.0	33.33 %
2	09/15/13	bk224	<b>223</b>	194	194	611	1211	6	201.83	- 200.00	= 1.83	232	611	2.0	4.0	33.33 %
3	09/22/13	bk224	<b>225</b>	214	<b>217</b>	656	1867	9	207.44	- 201.83	= 5.61	232	656	4.0	5.0	44.44 %
4	09/29/13	207	<b>268</b>	<b>256</b>	<b>213</b>	737	2604	12	217.00	- 207.44	= 9.56	268	737	7.0	5.0	58.33 %
5	10/06/13	217	195	182	176	553	3157	15	210.47	- 217.00	= -6.53	268	737	7.0	8.0	46.67 %
6	10/13/13	210				0	3157	15	210.47	- 210.47	= 0.00	268	737	7.0	8.0	46.67 %
7	10/20/13	210				0	3157	15	210.47	- 210.47	= 0.00	268	737	7.0	8.0	46.67 %
8	10/27/13	210	<b>257</b>	<b>221</b>	163	641	3798	18	211.00	- 210.47	= 0.53	268	737	9.0	9.0	50.00 %
9	11/03/13	211	<b>233</b>	<b>203</b>	176	612	4410	21	210.00	- 211.00	= -1.00	268	737	11.0	10.0	52.38 %
10	11/03/13	210	162	<b>225</b>	<b>221</b>	608	5018	24	209.08	- 210.00	= -0.92	268	737	12.0	12.0	50.00 %
11	11/10/13	209				0	5018	24	209.08	- 209.08	= 0.00	268	737	12.0	12.0	50.00 %
12	11/17/13	209	200	<b>191</b>	<b>246</b>	637	5655	27	209.44	- 209.08	= 0.36	268	737	14.0	13.0	51.85 %
13	11/17/13	209	158	<b>244</b>	<b>223</b>	625	6280	30	209.33	- 209.44	= -0.11	268	737	16.0	14.0	53.33 %
14	12/01/13	209	<b>232</b>	188	202	622	6902	33	209.15	- 209.33	= -0.18	268	737	17.0	16.0	51.52 %
15	12/08/13	209				0	6902	33	209.15	- 209.15	= 0.00	268	737	17.0	16.0	51.52 %
16	12/15/13	209	231	228	203	662	7564	36	210.11	- 209.15	= 0.96	268	737	17.0	19.0	47.22 %

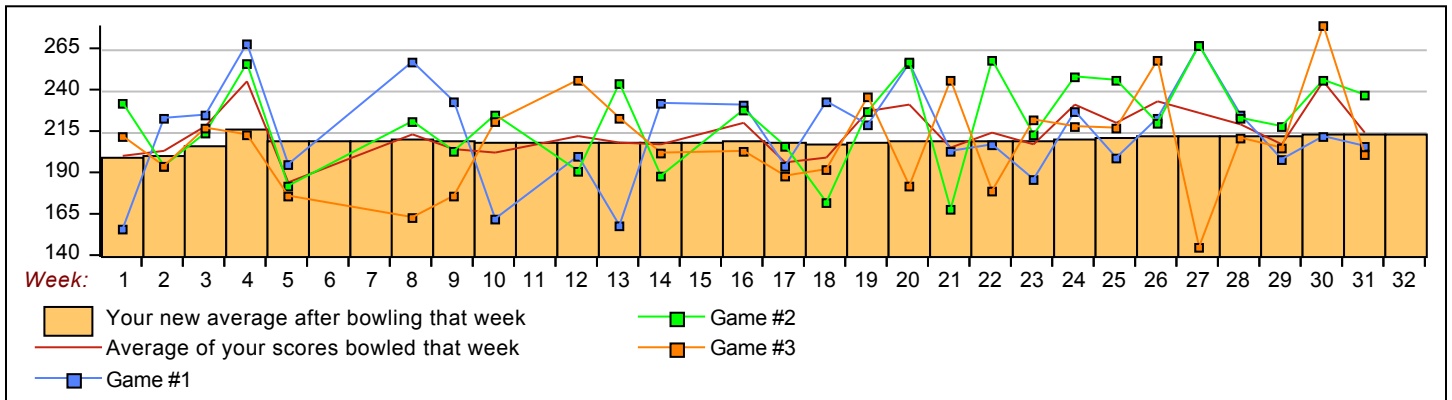
## End of 1st part

17	12/22/13	210	<b>194</b>	206	188	588	8152	39	209.03	- 210.11	= -1.09	268	737	18.0	21.0	46.15 %
18	12/29/13	209	<b>233</b>	172	192	597	8749	42	208.31	- 209.03	= -0.72	268	737	19.0	23.0	45.24 %
19	01/05/14	208	219	227	236	682	9431	45	209.58	- 208.31	= 1.27	268	737	19.0	26.0	42.22 %
20	01/12/14	209	<b>256</b>	<b>257</b>	182	695	10126	48	210.96	- 209.58	= 1.38	268	737	21.0	27.0	43.75 %
21	01/19/14	210	<b>203</b>	168	<b>246</b>	617	10743	51	210.65	- 210.96	= -0.31	268	737	23.0	28.0	45.10 %
22	01/26/14	210	207	258	179	644	11387	54	210.87	- 210.65	= 0.22	268	737	23.0	31.0	42.59 %
23	01/26/14	210	<b>186</b>	213	222	621	12008	57	210.67	- 210.87	= -0.20	268	737	24.0	33.0	42.11 %
24	02/02/14	210	227	<b>248</b>	218	693	12701	60	211.68	- 210.67	= 1.02	268	737	25.0	35.0	41.67 %
25	02/09/14	211	199	<b>246</b>	<b>217</b>	662	13363	63	212.11	- 211.68	= 0.43	268	737	27.0	36.0	42.86 %
26	02/16/14	212	<b>223</b>	220	<b>258</b>	701	14064	66	213.09	- 212.11	= 0.98	268	737	29.0	37.0	43.94 %
27	02/23/14	213	<b>267</b>	<b>267</b>	145	679	14743	69	213.67	- 213.09	= 0.58	268	737	31.0	38.0	44.93 %
28	03/02/14	213	225	<b>223</b>	<b>211</b>	659	15402	72	213.92	- 213.67	= 0.25	268	737	32.5	39.5	45.14 %
29	03/09/14	213	198	218	<b>205</b>	621	16023	75	213.64	- 213.92	= -0.28	268	737	33.5	41.5	44.67 %
30	03/09/14	213	<b>212</b>	<b>246</b>	<b>279</b>	737	16760	78	214.87	- 213.64	= 1.23	279	737	36.5	41.5	46.79 %
31	03/16/14	214	<b>206</b>	237	<b>201</b>	644	17404	81	214.86	- 214.87	= -0.01	279	737	38.5	42.5	47.53 %
32	03/23/14	214				0	17404	81	214.86	- 214.86	= 0.00	279	737	38.5	42.5	47.53 %

<100	100's	125's	150's	175's	200's	225's	250's	275's	300's
		1	6	16	29	19	9	1	
<400	400's	450's	500's	550's	600's	650's	700's	750's	800's
				3	13	8	3		

<b>Ave of Game 1</b>	<b>Ave of Game 2</b>	<b>Ave of Game 3</b>
214.63	221.63	208.33

High game of **279** on week **30** High series of **737** on week **4** High average of **217.00** after bowling week **4**  
 Low game of **145** on week **27** Low series of **553** on week **5** Low average of **200.00** after bowling week **1**



# Sunday Morning Threesome

Sunday 9:00 am

Classic Lanes

Lanes 1 - 16

Note: This report includes information through March 23 which is week 32 of 32

## Wayne Weber's Bowling Record - Team 11: Eagle Media, Inc.

Week No.	Bowling Date	Old Ave	---Average Change---			Total	Pins	Gms	New - Old --> +/-			High Game	High Sers	Points Won	Points Lost	%Won
			-1-	-2-	-3-											
1	09/08/13	bk187	222	224	171	617	617	3	205.67	- 0.00	= 205.67	224	617	2.0	1.0	66.67 %
2	09/15/13	bk187				0	617	3	205.67	- 205.67	= 0.00	224	617	2.0	1.0	66.67 %
3	09/22/13	bk187	165	207	180	552	1169	6	194.83	- 205.67	= -10.83	224	617	4.0	2.0	66.67 %
4	09/29/13	bk187	161	199	195	555	1724	9	191.56	- 194.83	= -3.28	224	617	6.5	2.5	72.22 %
5	10/06/13	191	198	205	204	607	2331	12	194.25	- 191.56	= 2.69	224	617	8.5	3.5	70.83 %
6	10/13/13	194	192	195	196	583	2914	15	194.27	- 194.25	= 0.02	224	617	10.5	4.5	70.00 %
7	10/20/13	194	171	162	222	555	3469	18	192.72	- 194.27	= -1.54	224	617	13.5	4.5	75.00 %
8	10/27/13	192	214	204	214	632	4101	21	195.29	- 192.72	= 2.56	224	632	15.5	5.5	73.81 %
9	11/03/13	195	179	186	213	578	4679	24	194.96	- 195.29	= -0.33	224	632	16.5	7.5	68.75 %
10	11/03/13	194	182	172	168	522	5201	27	192.63	- 194.96	= -2.33	224	632	17.5	9.5	64.81 %
11	11/10/13	192	154	184	222	560	5761	30	192.03	- 192.63	= -0.60	224	632	19.5	10.5	65.00 %
12	11/17/13	192	181	183	168	532	6293	33	190.70	- 192.03	= -1.34	224	632	21.5	11.5	65.15 %
13	11/17/13	190	163	160	206	529	6822	36	189.50	- 190.70	= -1.20	224	632	21.5	14.5	59.72 %
14	12/01/13	189	170	202	200	572	7394	39	189.59	- 189.50	= 0.09	224	632	22.5	16.5	57.69 %
15	12/08/13	189	166	183	164	513	7907	42	188.26	- 189.59	= -1.33	224	632	22.5	19.5	53.57 %
16	12/15/13	188	202	184	245	631	8538	45	189.73	- 188.26	= 1.47	245	632	25.5	19.5	56.67 %

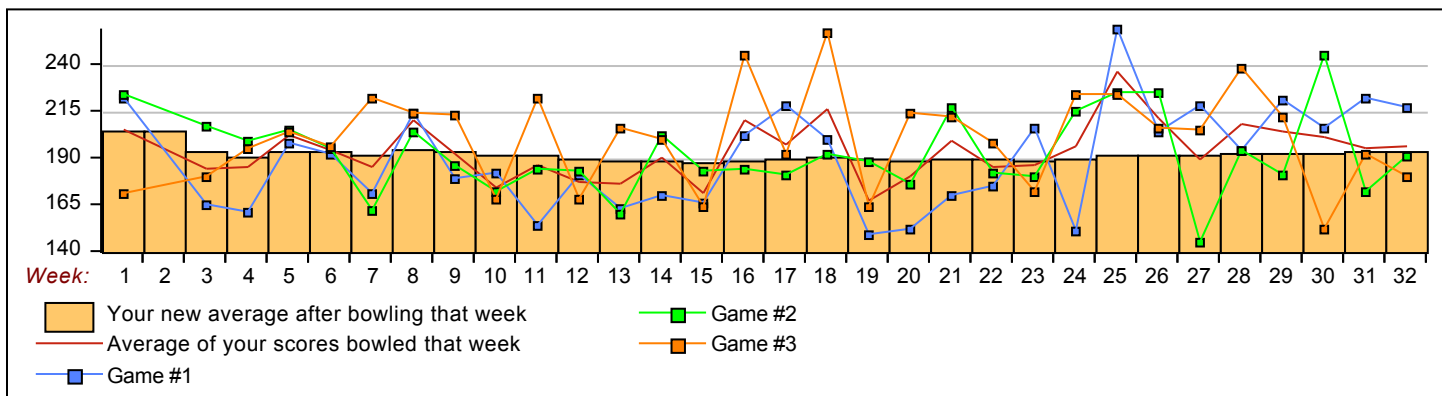
### End of 1st part

17	12/22/13	189	218	181	192	591	9129	48	190.19	- 189.73	= 0.45	245	632	28.5	19.5	59.38 %
18	12/29/13	190	200	192	257	649	9778	51	191.73	- 190.19	= 1.54	257	649	31.5	19.5	61.76 %
19	01/05/14	191	149	188	164	501	10279	54	190.35	- 191.73	= -1.37	257	649	32.5	21.5	60.19 %
20	01/12/14	190	152	176	214	542	10821	57	189.84	- 190.35	= -0.51	257	649	33.5	23.5	58.77 %
21	01/19/14	189	170	217	212	599	11420	60	190.33	- 189.84	= 0.49	257	649	36.5	23.5	60.83 %
22	01/26/14	190	175	182	198	555	11975	63	190.08	- 190.33	= -0.25	257	649	37.5	25.5	59.52 %
23	01/26/14	190	206	180	172	558	12533	66	189.89	- 190.08	= -0.19	257	649	39.5	26.5	59.85 %
24	02/02/14	189	151	215	224	590	13123	69	190.19	- 189.89	= 0.29	257	649	41.5	27.5	60.14 %
25	02/09/14	190	259	225	224	708	13831	72	192.10	- 190.19	= 1.91	259	708	44.5	27.5	61.81 %
26	02/16/14	192	204	225	206	635	14466	75	192.88	- 192.10	= 0.78	259	708	46.5	28.5	62.00 %
27	02/23/14	192	218	145	205	568	15034	78	192.74	- 192.88	= -0.14	259	708	47.5	30.5	60.90 %
28	03/02/14	192	194	194	238	626	15660	81	193.33	- 192.74	= 0.59	259	708	48.5	32.5	59.88 %
29	03/09/14	193	221	181	212	614	16274	84	193.74	- 193.33	= 0.40	259	708	50.5	33.5	60.12 %
30	03/09/14	193	206	245	152	603	16877	87	193.99	- 193.74	= 0.25	259	708	52.5	34.5	60.34 %
31	03/16/14	193	222	172	192	586	17463	90	194.03	- 193.99	= 0.04	259	708	55.5	34.5	61.67 %
32	03/23/14	194	217	191	180	588	18051	93	194.10	- 194.03	= 0.06	259	708	57.5	35.5	61.83 %

<100	100's	125's	150's	175's	200's	225's	250's	275's	300's
		2	21	30	33	5	2		
<400	400's	450's	500's	550's	600's	650's	700's	750's	800's
			6	15	9		1		

Ave of Game 1: 189.74    Ave of Game 2: 192.23    Ave of Game 3: 200.32

High game of 259 on week 29 High series of 708 on week 25 High average of 205.67 after bowling week 1  
 Low game of 145 on week 27 Low series of 501 on week 19 Low average of 188.26 after bowling week 15



# Sunday Morning Threesome

Sunday 9:00 am

Classic Lanes

Lanes 1 - 16

Note: This report includes information through March 23 which is week 32 of 32

## Brian Traber's Bowling Record - Team 11: Eagle Media, Inc.

Week No.	Bowling Date	Old Ave	---Average Change---			Total	Pins	Gms	New - Old --> +/-			High Game	High Sers	Points Won	Points Lost	%Won	
			-1-	-2-	-3-				-	-	=						
1	09/08/13	bk235	246	191	252	689	689	3	229.67	-	0.00	= 229.67	252	689	1.0	2.0	33.33 %
2	09/15/13	bk235	237	266	257	760	1449	6	241.50	-	229.67	= 11.83	266	760	2.0	4.0	33.33 %
3	09/22/13	bk235	248	245	204	697	2146	9	238.44	-	241.50	= -3.06	266	760	3.0	6.0	33.33 %
4	09/29/13	238	223	196	247	666	2812	12	234.33	-	238.44	= -4.11	266	760	5.0	7.0	41.67 %
5	10/06/13	234	276	237	278	791	3603	15	240.20	-	234.33	= 5.87	278	791	7.0	8.0	46.67 %
6	10/13/13	240	248	183	256	687	4290	18	238.33	-	240.20	= -1.87	278	791	9.0	9.0	50.00 %
7	10/20/13	238	229	259	243	731	5021	21	239.10	-	238.33	= 0.76	278	791	10.0	11.0	47.62 %
8	10/27/13	239	189	258	234	681	5702	24	237.58	-	239.10	= -1.51	278	791	12.0	12.0	50.00 %
9	11/03/13	237	190	226	179	595	6297	27	233.22	-	237.58	= -4.36	278	791	12.0	15.0	44.44 %
10	11/03/13	233	190	194	205	589	6886	30	229.53	-	233.22	= -3.69	278	791	13.0	17.0	43.33 %
11	11/10/13	229	247	215	298	760	7646	33	231.70	-	229.53	= 2.16	298	791	16.0	17.0	48.48 %
12	11/17/13	231	188	192	267	647	8293	36	230.36	-	231.70	= -1.34	298	791	17.0	19.0	47.22 %
13	11/17/13	230	160	213	217	590	8883	39	227.77	-	230.36	= -2.59	298	791	18.0	21.0	46.15 %
14	12/01/13	227	268	279	217	764	9647	42	229.69	-	227.77	= 1.92	298	791	20.0	22.0	47.62 %
15	12/08/13	229	226	224	198	648	10295	45	228.78	-	229.69	= -0.91	298	791	20.0	25.0	44.44 %
16	12/15/13	228	299	280	225	804	11099	48	231.23	-	228.78	= 2.45	299	804	23.0	25.0	47.92 %

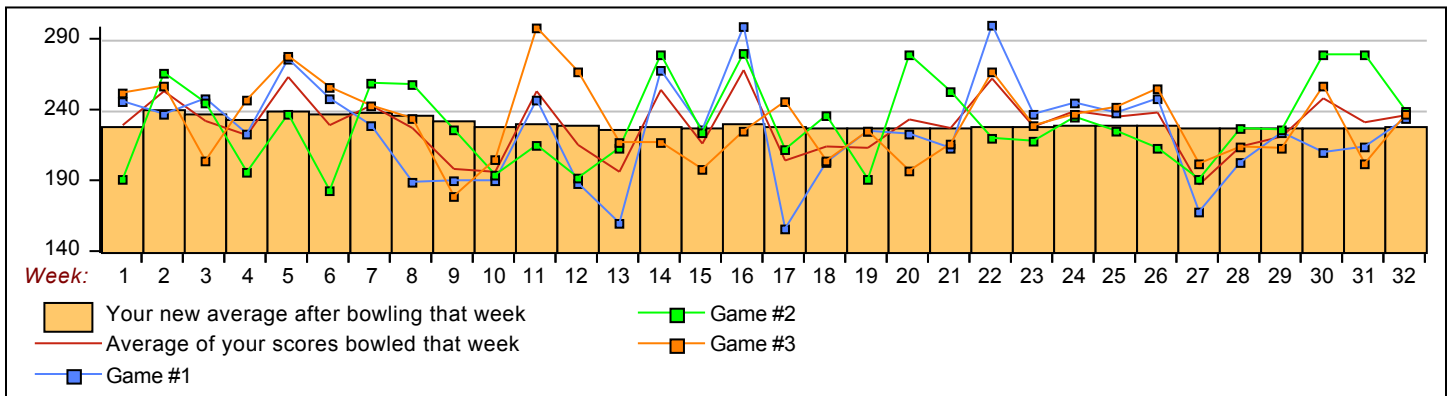
### End of 1st part

17	12/22/13	231	156	212	246	614	11713	51	229.67	-	231.23	= -1.56	299	804	24.0	27.0	47.06 %
18	12/29/13	229	203	236	204	643	12356	54	228.81	-	229.67	= -0.85	299	804	25.0	29.0	46.30 %
19	01/05/14	228	225	191	225	641	12997	57	228.02	-	228.81	= -0.80	299	804	25.0	32.0	43.86 %
20	01/12/14	228	223	279	197	699	13696	60	228.27	-	228.02	= 0.25	299	804	27.0	33.0	45.00 %
21	01/19/14	228	213	253	216	682	14378	63	228.22	-	228.27	= -0.04	299	804	28.0	35.0	44.44 %
22	01/26/14	228	300	220	267	787	15165	66	229.77	-	228.22	= 1.55	300	804	31.0	35.0	46.97 %
23	01/26/14	229	237	218	229	684	15849	69	229.70	-	229.77	= -0.08	300	804	32.0	37.0	46.38 %
24	02/02/14	229	245	235	237	717	16566	72	230.08	-	229.70	= 0.39	300	804	35.0	37.0	48.61 %
25	02/09/14	230	238	225	242	705	17271	75	230.28	-	230.08	= 0.20	300	804	37.0	38.0	49.33 %
26	02/16/14	230	248	213	255	716	17987	78	230.60	-	230.28	= 0.32	300	804	39.0	39.0	50.00 %
27	02/23/14	230	168	191	202	561	18548	81	228.99	-	230.60	= -1.61	300	804	39.0	42.0	48.15 %
28	03/02/14	228	203	227	214	644	19192	84	228.48	-	228.99	= -0.51	300	804	39.0	45.0	46.43 %
29	03/09/14	228	224	226	213	663	19855	87	228.22	-	228.48	= -0.26	300	804	41.0	46.0	47.13 %
30	03/09/14	228	210	279	257	746	20601	90	228.90	-	228.22	= 0.68	300	804	44.0	46.0	48.89 %
31	03/16/14	228	214	279	202	695	21296	93	228.99	-	228.90	= 0.09	300	804	45.0	48.0	48.39 %
32	03/23/14	228	234	239	237	710	22006	96	229.23	-	228.99	= 0.24	300	804	47.0	49.0	48.96 %

<100	100's	125's	150's	175's	200's	225's	250's	275's	300's
			3	14	25	32	12	9	1
<400	400's	450's	500's	550's	600's	650's	700's	750's	800's
				4	6	10	6	5	1

Ave of Game 1	Ave of Game 2	Ave of Game 3
225.16	230.66	231.88

High game of 300 on week 22 High series of 804 on week 18 High average of 241.50 after bowling week 2  
 Low game of 156 on week 17 Low series of 561 on week 27 Low average of 227.77 after bowling week 13



# Sunday Morning Threesome

Sunday 9:00 am

Classic Lanes

Lanes 1 - 16

Note: This report includes information through March 23 which is week 32 of 32

## Michael O'Connell's Bowling Record - Team 11: Eagle Media, Inc.

Week No.	Bowling Date	Old Ave	---Average Change---			Total	Pins	Gms	New - Old --> +/-			High Game	High Sers	Points Won	Points Lost	%Won		
			-1-	-2-	-3-													
1	09/08/13	bk217				0	0	0	-	0.00	=	0.00	0	0			0.00 %	
2	09/15/13	bk217	216	192	195	603	603	3	201.00	-	0.00	=	201.00	216	603	2.5	0.5	83.33 %
3	09/22/13	bk217	216	224	224	664	1267	6	211.17	-	201.00	=	10.17	224	664	5.5	0.5	91.67 %
4	09/29/13	bk217	235	197	201	633	1900	9	211.11	-	211.17	=	-0.06	235	664	6.5	2.5	72.22 %
5	10/06/13	211	187	214	202	603	2503	12	208.58	-	211.11	=	-2.53	235	664	7.5	4.5	62.50 %
6	10/13/13	208	236	221	206	663	3166	15	211.07	-	208.58	=	2.48	236	664	9.5	5.5	63.33 %
7	10/20/13	211				0	3166	15	211.07	-	211.07	=	0.00	236	664	9.5	5.5	63.33 %
8	10/27/13	211				0	3166	15	211.07	-	211.07	=	0.00	236	664	9.5	5.5	63.33 %
9	11/03/13	211				0	3166	15	211.07	-	211.07	=	0.00	236	664	9.5	5.5	63.33 %
10	11/03/13	211				0	3166	15	211.07	-	211.07	=	0.00	236	664	9.5	5.5	63.33 %
11	11/10/13	211	245	205	202	652	3818	18	212.11	-	211.07	=	1.04	245	664	11.5	6.5	63.89 %
12	11/17/13	212				0	3818	18	212.11	-	212.11	=	0.00	245	664	11.5	6.5	63.89 %
13	11/17/13	212				0	3818	18	212.11	-	212.11	=	0.00	245	664	11.5	6.5	63.89 %
14	12/01/13	212				0	3818	18	212.11	-	212.11	=	0.00	245	664	11.5	6.5	63.89 %
15	12/08/13	212	219	221	239	679	4497	21	214.14	-	212.11	=	2.03	245	679	12.5	8.5	59.52 %
16	12/15/13	214				0	4497	21	214.14	-	214.14	=	0.00	245	679	12.5	8.5	59.52 %

## End of 1st part

17	12/22/13	214				0	4497	21	214.14	-	214.14	=	0.00	245	679	12.5	8.5	59.52 %
18	12/29/13	214	229	198	255	682	5179	24	215.79	-	214.14	=	1.65	255	682	14.5	9.5	60.42 %
19	01/05/14	215				0	5179	24	215.79	-	215.79	=	0.00	255	682	14.5	9.5	60.42 %
20	01/12/14	215				0	5179	24	215.79	-	215.79	=	0.00	255	682	14.5	9.5	60.42 %
21	01/19/14	215				0	5179	24	215.79	-	215.79	=	0.00	255	682	14.5	9.5	60.42 %
22	01/26/14	215				0	5179	24	215.79	-	215.79	=	0.00	255	682	14.5	9.5	60.42 %
23	01/26/14	215	205	205	245	655	5834	27	216.07	-	215.79	=	0.28	255	682	15.5	11.5	57.41 %
24	02/02/14	216				0	5834	27	216.07	-	216.07	=	0.00	255	682	15.5	11.5	57.41 %
25	02/09/14	216				0	5834	27	216.07	-	216.07	=	0.00	255	682	15.5	11.5	57.41 %
26	02/16/14	216				0	5834	27	216.07	-	216.07	=	0.00	255	682	15.5	11.5	57.41 %
27	02/23/14	216				0	5834	27	216.07	-	216.07	=	0.00	255	682	15.5	11.5	57.41 %
28	03/02/14	216				0	5834	27	216.07	-	216.07	=	0.00	255	682	15.5	11.5	57.41 %
29	03/09/14	216				0	5834	27	216.07	-	216.07	=	0.00	255	682	15.5	11.5	57.41 %
30	03/09/14	216				0	5834	27	216.07	-	216.07	=	0.00	255	682	15.5	11.5	57.41 %
31	03/16/14	216				0	5834	27	216.07	-	216.07	=	0.00	255	682	15.5	11.5	57.41 %
32	03/23/14	216	199	268	205	672	6506	30	216.87	-	216.07	=	0.79	268	682	16.5	13.5	55.00 %

<100    100's    125's    150's    175's    200's    225's    250's    275's    300's

<400    400's    450's    500's    550's    600's    650's    700's    750's    800's

Ave of Game 1    Ave of Game 2    Ave of Game 3

218.70    214.50    217.40

High game of 268 on week 32 High series of 682 on week 18 High average of 216.87 after bowling week 32  
 Low game of 187 on week 5 Low series of 603 on week 2 Low average of 201.00 after bowling week 2

