

Sunday 9:00 am

**Classic Lanes**

Lanes 1 - 16

Note: This report includes information through March 23 which is week 32 of 32

**Team 12: Social Security**

Name	Pins	Gms	True Average	Book Ave	High Game	High Sers	Points Won	Points Lost	%Won
Bushell, Robert	16709	90	185.66	191	268	665	39.5	50.5	43.89 %
Martin, Claude	14290	78	183.21	183	258	616	38.5	39.5	49.36 %
Jaehnig, Richard	18554	96	193.27	192	266	697	48.0	48.0	50.00 %
Jaehnig, David	4157	21	197.95	---	248	691	10.0	11.0	47.62 %

**Team History**

Week No.	Bowling Date	Opp. Team	-1-	-2-	-3-	Total	Last Wk WON	Last Wk Lost	Points Won	Points Lost	Year-To-Date WON	Y-T-D LOST	High Game	High Sers
1	09/08/13	11	522	532	637	1691	8	8	8	8	8	8	637	1691
2	09/15/13	13	449	539	611	1599	6	10	14	18	14	18	637	1691
3	09/22/13	4	584	653	532	1769	11	5	25	23	25	23	653	1769
4	09/29/13	8	580	622	581	1783	12	4	37	27	37	27	653	1783
5	10/06/13	2	584	571	605	1760	5	11	42	38	42	38	653	1783
6	10/13/13	16	619	538	451	1608	6	10	48	48	48	48	653	1783
7	10/20/13	6	596	693	560	1849	10	6	58	54	58	54	693	1849
8	10/27/13	10	581	598	514	1693	7	9	65	63	65	63	693	1849
9	11/03/13	9	542	532	578	1652	6 ½	9 ½	71 ½	72 ½	71 ½	72 ½	693	1849
10	11/03/13	1	592	526	576	1694	7	9	78 ½	81 ½	78 ½	81 ½	693	1849
11	11/10/13	14	532	566	608	1706	6	10	84 ½	91 ½	84 ½	91 ½	693	1849
12	11/17/13	3	501	470	426	1397	2	14	86 ½	105 ½	86 ½	105 ½	693	1849
13	11/17/13	7	523	519	559	1601	6	10	92 ½	115 ½	92 ½	115 ½	693	1849
14	12/01/13	5	613	637	498	1748	9	7	101 ½	122 ½	101 ½	122 ½	693	1849
15	12/08/13	15	632	583	556	1771	6	10	107 ½	132 ½	107 ½	132 ½	693	1849
16	12/15/13	16	588	568	586	1742	13	3	120 ½	135 ½	120 ½	135 ½	693	1849

**End of 1st part**

17	12/22/13	11	523	548	535	1606	8	8	8	8	128 ½	143 ½	693	1849
18	12/29/13	13	575	549	590	1714	4	12	12	20	132 ½	155 ½	693	1849
19	01/05/14	4	598	528	624	1750	13	3	25	23	145 ½	158 ½	693	1849
20	01/12/14	8	592	523	558	1673	10	6	35	29	155 ½	164 ½	693	1849
21	01/19/14	2	593	606	607	1806	16	0	51	29	171 ½	164 ½	693	1849
22	01/26/14	16	604	617	583	1804	9	7	60	36	180 ½	171 ½	693	1849
23	01/26/14	6	646	525	562	1733	7	9	67	45	187 ½	180 ½	693	1849
24	02/02/14	10	568	549	544	1661	3	13	70	58	190 ½	193 ½	693	1849
25	02/09/14	9	528	553	577	1658	11	5	81	63	201 ½	198 ½	693	1849
26	02/16/14	1	565	560	518	1643	6	10	87	73	207 ½	208 ½	693	1849
27	02/23/14	14	550	604	504	1658	7	9	94	82	214 ½	217 ½	693	1849
28	03/02/14	3	649	510	542	1701	9	7	103	89	223 ½	224 ½	693	1849
29	03/09/14	7	608	585	516	1709	7 ½	8 ½	110 ½	97 ½	231	233	693	1849
30	03/09/14	5	568	586	649	1803	7	9	117 ½	106 ½	238	242	693	1849
31	03/16/14	15	539	572	525	1636	3	13	120 ½	119 ½	241	255	693	1849
32	03/23/14	1	509	552	520	1581	2	14	122 ½	133 ½	243	269	693	1849

Note: This report includes information through March 23 which is week 32 of 32

### Robert Bushell's Bowling Record - Team 12: Social Security

Week No.	Bowling Date	Old Ave	---Average Change---			Total	Pins	Gms	---Average Change---			High Game	High Sers	Points Won	Points Lost	%Won		
			-1-	-2-	-3-				New	Old	+/-							
1	09/08/13	bk191				0	0	0	-	0.00	=	0.00	0	0			0.00 %	
2	09/15/13	bk191	165	152	189	506	506	3	168.67	-	0.00	=	168.67	189	506	3.0	0.00 %	
3	09/22/13	bk191	171	<b>216</b>	180	567	1073	6	178.83	-	168.67	=	10.17	216	567	1.0	5.0	16.67 %
4	09/29/13	bk191	<b>178</b>	<b>217</b>	<b>221</b>	616	1689	9	187.67	-	178.83	=	8.83	221	616	4.0	5.0	44.44 %
5	10/06/13	187	<b>210</b>	200	236	646	2335	12	194.58	-	187.67	=	6.92	236	646	5.0	7.0	41.67 %
6	10/13/13	194	<b>204</b>	183	180	567	2902	15	193.47	-	194.58	=	-1.12	236	646	6.0	9.0	40.00 %
7	10/20/13	193	232	<b>233</b>	200	665	3567	18	198.17	-	193.47	=	4.70	236	665	7.0	11.0	38.89 %
8	10/27/13	198	202	192	145	539	4106	21	195.52	-	198.17	=	-2.64	236	665	7.0	14.0	33.33 %
9	11/03/13	195	<b>162</b>	169	<b>214</b>	545	4651	24	193.79	-	195.52	=	-1.73	236	665	8.5	15.5	35.42 %
10	11/03/13	193	<b>172</b>	169	167	508	5159	27	191.07	-	193.79	=	-2.72	236	665	9.5	17.5	35.19 %
11	11/10/13	191	149	206	<b>191</b>	546	5705	30	190.17	-	191.07	=	-0.91	236	665	10.5	19.5	35.00 %
12	11/17/13	190	<b>169</b>	154	156	479	6184	33	187.39	-	190.17	=	-2.77	236	665	11.5	21.5	34.85 %
13	11/17/13	187	150	170	<b>166</b>	486	6670	36	185.28	-	187.39	=	-2.12	236	665	12.5	23.5	34.72 %
14	12/01/13	185	178	<b>268</b>	131	577	7247	39	185.82	-	185.28	=	0.54	268	665	13.5	25.5	34.62 %
15	12/08/13	185	<b>190</b>	<b>244</b>	<b>200</b>	634	7881	42	187.64	-	185.82	=	1.82	268	665	16.5	25.5	39.29 %
16	12/15/13	187	<b>210</b>	<b>183</b>	<b>226</b>	619	8500	45	188.89	-	187.64	=	1.25	268	665	19.5	25.5	43.33 %

### End of 1st part

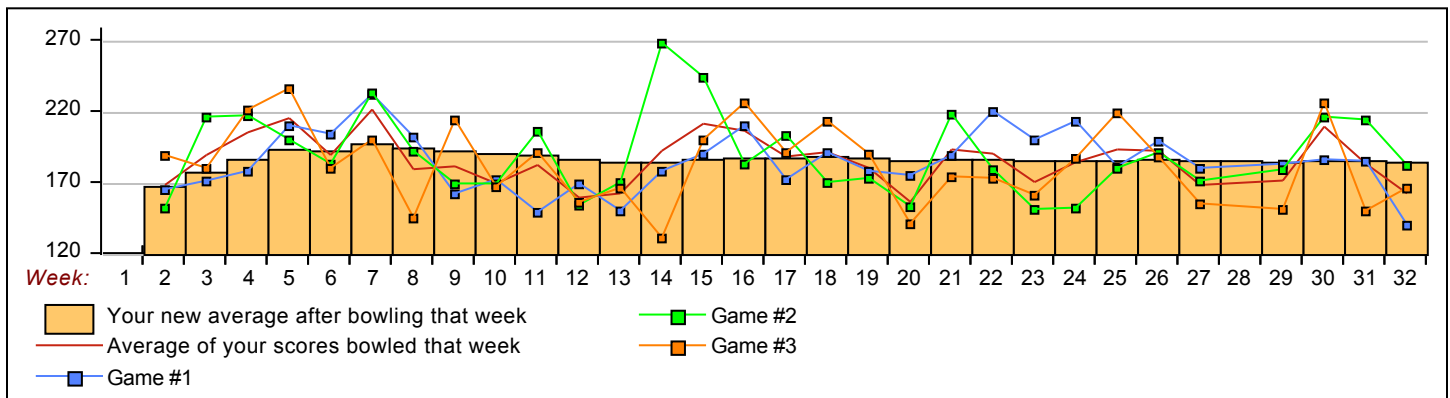
17	12/22/13	188	172	<b>203</b>	<b>191</b>	566	9066	48	188.88	-	188.89	=	-0.01	268	665	21.5	26.5	44.79 %
18	12/29/13	188	191	170	213	574	9640	51	189.02	-	188.88	=	0.14	268	665	21.5	29.5	42.16 %
19	01/05/14	189	<b>178</b>	<b>173</b>	190	541	10181	54	188.54	-	189.02	=	-0.48	268	665	23.5	30.5	43.52 %
20	01/12/14	188	<b>175</b>	153	141	469	10650	57	186.84	-	188.54	=	-1.69	268	665	24.5	32.5	42.98 %
21	01/19/14	186	<b>189</b>	<b>218</b>	<b>174</b>	581	11231	60	187.18	-	186.84	=	0.34	268	665	27.5	32.5	45.83 %
22	01/26/14	187	<b>220</b>	179	173	572	11803	63	187.35	-	187.18	=	0.17	268	665	28.5	34.5	45.24 %
23	01/26/14	187	200	151	161	512	12315	66	186.59	-	187.35	=	-0.76	268	665	28.5	37.5	43.18 %
24	02/02/14	186	213	152	<b>187</b>	552	12867	69	186.48	-	186.59	=	-0.11	268	665	29.5	39.5	42.75 %
25	02/09/14	186	181	<b>180</b>	<b>219</b>	580	13447	72	186.76	-	186.48	=	0.29	268	665	31.5	40.5	43.75 %
26	02/16/14	186	<b>199</b>	<b>191</b>	188	578	14025	75	187.00	-	186.76	=	0.24	268	665	33.5	41.5	44.67 %
27	02/23/14	187	180	171	<b>155</b>	506	14531	78	186.29	-	187.00	=	-0.71	268	665	34.5	43.5	44.23 %
28	03/02/14	186				0	14531	78	186.29	-	186.29	=	0.00	268	665	34.5	43.5	44.23 %
29	03/09/14	186	<b>183</b>	179	151	513	15044	81	185.73	-	186.29	=	-0.57	268	665	35.5	45.5	43.83 %
30	03/09/14	185	<b>186</b>	216	<b>226</b>	628	15672	84	186.57	-	185.73	=	0.84	268	665	37.5	46.5	44.64 %
31	03/16/14	186	185	<b>214</b>	150	549	16221	87	186.45	-	186.57	=	-0.12	268	665	38.5	48.5	44.25 %
32	03/23/14	186	140	182	<b>166</b>	488	16709	90	185.66	-	186.45	=	-0.79	268	665	39.5	50.5	43.89 %

<100    100's    125's    150's    175's    200's    225's    250's    275's    300's

<400    400's    450's    500's    550's    600's    650's    700's    750's    800's

Ave of Game 1    Ave of Game 2    Ave of Game 3  
 184.47                      189.60                      182.90

High game of **268** on week **14** High series of **665** on week **7** High average of **198.17** after bowling week **7**  
 Low game of **131** on week **14** Low series of **469** on week **20** Low average of **168.67** after bowling week **2**



# Sunday Morning Threesome

Sunday 9:00 am

Classic Lanes

Lanes 1 - 16

Note: This report includes information through March 23 which is week 32 of 32

## Claude Martin's Bowling Record - Team 12: Social Security

Week No.	Bowling Date	Old Ave	---Average Change---			Total	Pins	Gms	New - Old --> +/-			High Game	High Sers	Points Won	Points Lost	%Won
			-1-	-2-	-3-											
1	09/08/13	bk183	167	173	235	575	575	3	191.67	- 0.00	= 191.67	235	575	2.0	1.0	66.67 %
2	09/15/13	bk183	161	208	180	549	1124	6	187.33	- 191.67	= -4.33	235	575	4.0	2.0	66.67 %
3	09/22/13	bk183	177	258	174	609	1733	9	192.56	- 187.33	= 5.22	258	609	7.0	2.0	77.78 %
4	09/29/13	192	216	185	177	578	2311	12	192.58	- 192.56	= 0.03	258	609	7.0	5.0	58.33 %
5	10/06/13	192	200	155	199	554	2865	15	191.00	- 192.58	= -1.58	258	609	8.0	7.0	53.33 %
6	10/13/13	191	189	184	125	498	3363	18	186.83	- 191.00	= -4.17	258	609	10.0	8.0	55.56 %
7	10/20/13	186	202	194	200	596	3959	21	188.52	- 186.83	= 1.69	258	609	13.0	8.0	61.90 %
8	10/27/13	188	178	211	145	534	4493	24	187.21	- 188.52	= -1.32	258	609	15.0	9.0	62.50 %
9	11/03/13	187	190	188	194	572	5065	27	187.59	- 187.21	= 0.38	258	609	17.0	10.0	62.96 %
10	11/03/13	187				0	5065	27	187.59	- 187.59	= 0.00	258	609	17.0	10.0	62.96 %
11	11/10/13	187	185	178	183	546	5611	30	187.03	- 187.59	= -0.56	258	609	18.0	12.0	60.00 %
12	11/17/13	187	150	149	136	435	6046	33	183.21	- 187.03	= -3.82	258	609	18.0	15.0	54.55 %
13	11/17/13	183				0	6046	33	183.21	- 183.21	= 0.00	258	609	18.0	15.0	54.55 %
14	12/01/13	183	226	169	168	563	6609	36	183.58	- 183.21	= 0.37	258	609	19.0	17.0	52.78 %
15	12/08/13	183	203	162	175	540	7149	39	183.31	- 183.58	= -0.28	258	609	19.0	20.0	48.72 %
16	12/15/13	183	190	196	181	567	7716	42	183.71	- 183.31	= 0.41	258	609	22.0	20.0	52.38 %

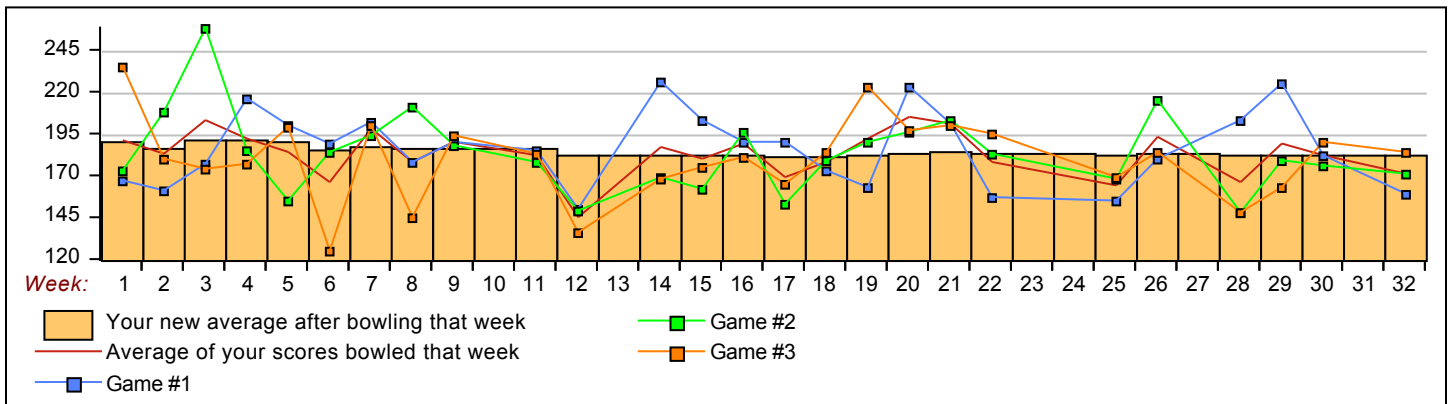
## End of 1st part

17	12/22/13	183	190	153	165	508	8224	45	182.76	- 183.71	= -0.96	258	609	22.0	23.0	48.89 %
18	12/29/13	182	173	179	184	536	8760	48	182.50	- 182.76	= -0.26	258	609	24.0	24.0	50.00 %
19	01/05/14	182	163	190	223	576	9336	51	183.06	- 182.50	= 0.56	258	609	26.0	25.0	50.98 %
20	01/12/14	183	223	196	197	616	9952	54	184.30	- 183.06	= 1.24	258	616	29.0	25.0	53.70 %
21	01/19/14	184	201	203	200	604	10556	57	185.19	- 184.30	= 0.90	258	616	32.0	25.0	56.14 %
22	01/26/14	185	157	183	195	535	11091	60	184.85	- 185.19	= -0.34	258	616	33.0	27.0	55.00 %
23	01/26/14	184				0	11091	60	184.85	- 184.85	= 0.00	258	616	33.0	27.0	55.00 %
24	02/02/14	184				0	11091	60	184.85	- 184.85	= 0.00	258	616	33.0	27.0	55.00 %
25	02/09/14	184	155	168	169	492	11583	63	183.86	- 184.85	= -0.99	258	616	34.0	29.0	53.97 %
26	02/16/14	183	180	215	184	579	12162	66	184.27	- 183.86	= 0.42	258	616	36.0	30.0	54.55 %
27	02/23/14	184				0	12162	66	184.27	- 184.27	= 0.00	258	616	36.0	30.0	54.55 %
28	03/02/14	184	203	148	148	499	12661	69	183.49	- 184.27	= -0.78	258	616	37.0	32.0	53.62 %
29	03/09/14	183	225	179	163	567	13228	72	183.72	- 183.49	= 0.23	258	616	38.5	33.5	53.47 %
30	03/09/14	183	182	176	190	548	13776	75	183.68	- 183.72	= -0.04	258	616	38.5	36.5	51.33 %
31	03/16/14	183	a163	a163	a163	489	13776	75	183.68	- 183.68	= 0.00	258	616	38.5	36.5	51.33 %
32	03/23/14	183	159	171	184	514	14290	78	183.21	- 183.68	= -0.47	258	616	38.5	39.5	49.36 %

<100	100's	125's	150's	175's	200's	225's	250's	275's	300's
		6	20	34	14	3	1		
<400	400's	450's	500's	550's	600's	650's	700's	750's	800's
	1	3	9	10	3				

Ave of Game 1	Ave of Game 2	Ave of Game 3
186.35	183.50	179.77

High game of 258 on week 3 High series of 616 on week 2 High average of 192.58 after bowling week 4  
 Low game of 125 on week 6 Low series of 435 on week 1 Low average of 182.50 after bowling week 18



# Sunday Morning Threesome

Sunday 9:00 am

Classic Lanes

Lanes 1 - 16

Note: This report includes information through March 23 which is week 32 of 32

## Richard Jaehnig's Bowling Record - Team 12: Social Security

Week No.	Bowling Date	Old Ave	---Average Change---			Total	Pins	Gms	New - Old --> +/-			High Game	High Sers	Points Won	Points Lost	%Won
			-1-	-2-	-3-											
1	09/08/13	bk192	170	175	218	563	563	3	187.67	- 0.00	= 187.67	218	563	2.0	1.0	66.67 %
2	09/15/13	bk192	123	179	242	544	1107	6	184.50	- 187.67	= -3.17	242	563	3.0	3.0	50.00 %
3	09/22/13	bk192	236	179	178	593	1700	9	188.89	- 184.50	= 4.39	242	593	5.0	4.0	55.56 %
4	09/29/13	188	186	220	183	589	2289	12	190.75	- 188.89	= 1.86	242	593	7.0	5.0	58.33 %
5	10/06/13	190	174	216	170	560	2849	15	189.93	- 190.75	= -0.82	242	593	8.0	7.0	53.33 %
6	10/13/13	189	226	171	146	543	3392	18	188.44	- 189.93	= -1.49	242	593	9.0	9.0	50.00 %
7	10/20/13	188	162	266	160	588	3980	21	189.52	- 188.44	= 1.08	266	593	10.0	11.0	47.62 %
8	10/27/13	189	201	195	224	620	4600	24	191.67	- 189.52	= 2.14	266	620	12.0	12.0	50.00 %
9	11/03/13	191	190	175	170	535	5135	27	190.19	- 191.67	= -1.48	266	620	13.0	14.0	48.15 %
10	11/03/13	190	193	195	223	611	5746	30	191.53	- 190.19	= 1.35	266	620	14.0	16.0	46.67 %
11	11/10/13	191	198	182	234	614	6360	33	192.73	- 191.53	= 1.19	266	620	16.0	17.0	48.48 %
12	11/17/13	192	182	167	134	483	6843	36	190.08	- 192.73	= -2.64	266	620	17.0	19.0	47.22 %
13	11/17/13	190	149	177	209	535	7378	39	189.18	- 190.08	= -0.90	266	620	18.0	21.0	46.15 %
14	12/01/13	189	209	200	199	608	7986	42	190.14	- 189.18	= 0.96	266	620	20.0	22.0	47.62 %
15	12/08/13	190	239	177	181	597	8583	45	190.73	- 190.14	= 0.59	266	620	21.0	24.0	46.67 %
16	12/15/13	190	188	189	179	556	9139	48	190.40	- 190.73	= -0.34	266	620	21.0	27.0	43.75 %

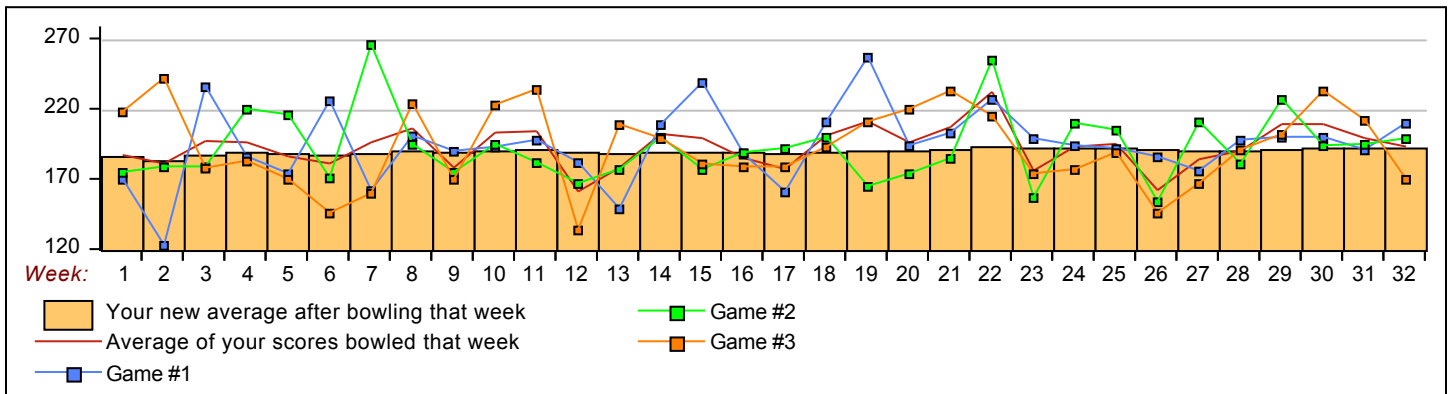
## End of 1st part

17	12/22/13	190	161	192	179	532	9671	51	189.63	- 190.40	= -0.77	266	620	23.0	28.0	45.10 %
18	12/29/13	189	211	200	193	604	10275	54	190.28	- 189.63	= 0.65	266	620	25.0	29.0	46.30 %
19	01/05/14	190	257	165	211	633	10908	57	191.37	- 190.28	= 1.09	266	633	27.0	30.0	47.37 %
20	01/12/14	191	194	174	220	588	11496	60	191.60	- 191.37	= 0.23	266	633	28.0	32.0	46.67 %
21	01/19/14	191	203	185	233	621	12117	63	192.33	- 191.60	= 0.73	266	633	31.0	32.0	49.21 %
22	01/26/14	192	227	255	215	697	12814	66	194.15	- 192.33	= 1.82	266	697	33.0	33.0	50.00 %
23	01/26/14	194	199	157	174	530	13344	69	193.39	- 194.15	= -0.76	266	697	34.0	35.0	49.28 %
24	02/02/14	193	194	210	177	581	13925	72	193.40	- 193.39	= 0.01	266	697	36.0	36.0	50.00 %
25	02/09/14	193	192	205	189	586	14511	75	193.48	- 193.40	= 0.08	266	697	39.0	36.0	52.00 %
26	02/16/14	193	186	154	146	486	14997	78	192.27	- 193.48	= -1.21	266	697	39.0	39.0	50.00 %
27	02/23/14	192	176	211	167	554	15551	81	191.99	- 192.27	= -0.28	266	697	41.0	40.0	50.62 %
28	03/02/14	191	198	181	191	570	16121	84	191.92	- 191.99	= -0.07	266	697	43.0	41.0	51.19 %
29	03/09/14	191	200	227	202	629	16750	87	192.53	- 191.92	= 0.61	266	697	45.0	42.0	51.72 %
30	03/09/14	192	200	194	233	627	17377	90	193.08	- 192.53	= 0.55	266	697	47.0	43.0	52.22 %
31	03/16/14	193	191	195	212	598	17975	93	193.28	- 193.08	= 0.20	266	697	47.0	46.0	50.54 %
32	03/23/14	193	210	199	170	579	18554	96	193.27	- 193.28	= -0.01	266	697	48.0	48.0	50.00 %

<100	100's	125's	150's	175's	200's	225's	250's	275's	300's
	1	4	16	40	23	9	3		
<400	400's	450's	500's	550's	600's	650's	700's	750's	800's
		2	6	14	9	1			

<u>Ave of Game 1</u>	<u>Ave of Game 2</u>	<u>Ave of Game 3</u>
194.53	192.72	192.56

High game of 266 on week 7 High series of 697 on week 2 High average of 194.15 after bowling week 22  
 Low game of 123 on week 2 Low series of 483 on week 12 Low average of 184.50 after bowling week 2



Note: This report includes information through March 23 which is week 32 of 32

**David Jaehnig's Bowling Record - Team 12: Social Security**

Week No.	Bowling Date	Old Ave	---Average Change---			Total	Pins	Gms	New - Old ---> +/-			High Game	High Sers	Points Won	Points Lost	%Won
			-1-	-2-	-3-											
1	09/08/13	184	185	184	184	553	553	3	184.33	- 0.00	= 184.33	185	553	1.0	2.0	33.33 %
2	09/15/13	184				0	553	3	184.33	- 184.33	= 0.00	185	553	1.0	2.0	33.33 %
3	09/22/13	184				0	553	3	184.33	- 184.33	= 0.00	185	553	1.0	2.0	33.33 %
4	09/29/13	184				0	553	3	184.33	- 184.33	= 0.00	185	553	1.0	2.0	33.33 %
5	10/06/13	184				0	553	3	184.33	- 184.33	= 0.00	185	553	1.0	2.0	33.33 %
6	10/13/13	184				0	553	3	184.33	- 184.33	= 0.00	185	553	1.0	2.0	33.33 %
7	10/20/13	184				0	553	3	184.33	- 184.33	= 0.00	185	553	1.0	2.0	33.33 %
8	10/27/13	184				0	553	3	184.33	- 184.33	= 0.00	185	553	1.0	2.0	33.33 %
9	11/03/13	184				0	553	3	184.33	- 184.33	= 0.00	185	553	1.0	2.0	33.33 %
10	11/03/13	184	227	162	186	575	1128	6	188.00	- 184.33	= 3.67	227	575	2.0	4.0	33.33 %
11	11/10/13	188				0	1128	6	188.00	- 188.00	= 0.00	227	575	2.0	4.0	33.33 %
12	11/17/13	188				0	1128	6	188.00	- 188.00	= 0.00	227	575	2.0	4.0	33.33 %
13	11/17/13	188	224	172	184	580	1708	9	189.78	- 188.00	= 1.78	227	580	4.0	5.0	44.44 %
14	12/01/13	189				0	1708	9	189.78	- 189.78	= 0.00	227	580	4.0	5.0	44.44 %
15	12/08/13	189				0	1708	9	189.78	- 189.78	= 0.00	227	580	4.0	5.0	44.44 %
16	12/15/13	189				0	1708	9	189.78	- 189.78	= 0.00	227	580	4.0	5.0	44.44 %

**End of 1st part**

17	12/22/13	189				0	1708	9	189.78	- 189.78	= 0.00	227	580	4.0	5.0	44.44 %
18	12/29/13	189				0	1708	9	189.78	- 189.78	= 0.00	227	580	4.0	5.0	44.44 %
19	01/05/14	189				0	1708	9	189.78	- 189.78	= 0.00	227	580	4.0	5.0	44.44 %
20	01/12/14	189				0	1708	9	189.78	- 189.78	= 0.00	227	580	4.0	5.0	44.44 %
21	01/19/14	189				0	1708	9	189.78	- 189.78	= 0.00	227	580	4.0	5.0	44.44 %
22	01/26/14	189				0	1708	9	189.78	- 189.78	= 0.00	227	580	4.0	5.0	44.44 %
23	01/26/14	189	247	217	227	691	2399	12	199.92	- 189.78	= 10.14	247	691	6.0	6.0	50.00 %
24	02/02/14	199	161	187	180	528	2927	15	195.13	- 199.92	= -4.78	247	691	6.0	9.0	40.00 %
25	02/09/14	195				0	2927	15	195.13	- 195.13	= 0.00	247	691	6.0	9.0	40.00 %
26	02/16/14	195				0	2927	15	195.13	- 195.13	= 0.00	247	691	6.0	9.0	40.00 %
27	02/23/14	195	194	222	182	598	3525	18	195.83	- 195.13	= 0.70	247	691	8.0	10.0	44.44 %
28	03/02/14	195	248	181	203	632	4157	21	197.95	- 195.83	= 2.12	248	691	10.0	11.0	47.62 %
29	03/09/14	197				0	4157	21	197.95	- 197.95	= 0.00	248	691	10.0	11.0	47.62 %
30	03/09/14	197				0	4157	21	197.95	- 197.95	= 0.00	248	691	10.0	11.0	47.62 %
31	03/16/14	197				0	4157	21	197.95	- 197.95	= 0.00	248	691	10.0	11.0	47.62 %
32	03/23/14	197				0	4157	21	197.95	- 197.95	= 0.00	248	691	10.0	11.0	47.62 %

<u>&lt;100</u>	<u>100's</u>	<u>125's</u>	<u>150's</u>	<u>175's</u>	<u>200's</u>	<u>225's</u>	<u>250's</u>	<u>275's</u>	<u>300's</u>
			3	10	4	4			
<u>&lt;400</u>	<u>400's</u>	<u>450's</u>	<u>500's</u>	<u>550's</u>	<u>600's</u>	<u>650's</u>	<u>700's</u>	<u>750's</u>	<u>800's</u>
			1	4	1	1			

<b>Ave of Game 1</b>	<b>Ave of Game 2</b>	<b>Ave of Game 3</b>
212.29	189.29	192.29

High game of	<b>248</b>	on week	<b>28</b>	High series of	<b>691</b>	on week	<b>21</b>	High average of	<b>199.92</b>	after bowling week	<b>23</b>
Low game of	<b>161</b>	on week	<b>24</b>	Low series of	<b>528</b>	on week	<b>24</b>	Low average of	<b>184.33</b>	after bowling week	<b>1</b>

