

Sunday 9:00 am

**Classic Lanes**

Lanes 1 - 16

Note: This report includes information through March 23 which is week 32 of 32

**Team 13: Unholy Rollers**

Name	Pins	Gms	True Average	Book Ave	High Game	High Sers	Points Won	Points Lost	%Won
Villeneuve, Jim	17889	81	220.85	212	279	772	45.0	36.0	55.56 %
Larson, David	15474	83	186.43	188	268	668	44.0	39.0	53.01 %
Lake, Ted	20372	96	212.21	210	300	717	48.0	48.0	50.00 %
Lake, Carrie	2718	19	143.05	—	178	490	10.0	9.0	52.63 %

**Team History**

Week No.	Bowling Date	Opp. Team	-1-	-2-	-3-	Total	Last Wk WON	Last Wk Lost	Points Won	Points Lost	Year-To-Date WON	Y-T-D LOST	High Game	High Sers
1	09/08/13	14	578	578	644	1800	2	14	2	14	2	14	644	1800
2	09/15/13	12	445	539	536	1520	10	6	12	20	12	20	644	1800
3	09/22/13	7	535	595	522	1652	3	13	15	33	15	33	644	1800
4	09/29/13	3	609	591	626	1826	4	12	19	45	19	45	644	1826
5	10/06/13	1	549	657	599	1805	8	8	27	53	27	53	657	1826
6	10/13/13	9	711	623	629	1963	11	5	38	58	38	58	711	1963
7	10/20/13	5	521	565	532	1618	6	10	44	68	44	68	711	1963
8	10/27/13	15	600	679	587	1866	5	11	49	79	49	79	711	1963
9	11/03/13	4	557	659	599	1815	12	4	61	83	61	83	711	1963
10	11/03/13	16	580	640	531	1751	8	8	69	91	69	91	711	1963
11	11/10/13	2	610	656	656	1922	6	10	75	101	75	101	711	1963
12	11/17/13	8	698	508	644	1850	11	5	86	106	86	106	711	1963
13	11/17/13	6	585	583	463	1631	4	12	90	118	90	118	711	1963
14	12/01/13	10	511	666	499	1676	10	6	100	124	100	124	711	1963
15	12/08/13	11	547	634	710	1891	13	3	113	127	113	127	711	1963
16	12/15/13	15	565	680	596	1841	5	11	118	138	118	138	711	1963

**End of 1st part**

17	12/22/13	14	448	492	539	1479	2	14	2	14	120	152	711	1963
18	12/29/13	12	674	595	634	1903	12	4	14	18	132	156	711	1963
19	01/05/14	7	607	654	567	1828	8	8	22	26	140	164	711	1963
20	01/12/14	3	566	608	538	1712	3	13	25	39	143	177	711	1963
21	01/19/14	1	652	616	624	1892	13	3	38	42	156	180	711	1963
22	01/26/14	9	594	598	583	1775	13	3	51	45	169	183	711	1963
23	01/26/14	5	710	735	634	2079	15	1	66	46	184	184	735	2079
24	02/02/14	15	636	634	755	2025	10	6	76	52	194	190	755	2079
25	02/09/14	4	676	622	611	1909	12	4	88	56	206	194	755	2079
26	02/16/14	16	613	604	599	1816	11	5	99	61	217	199	755	2079
27	02/23/14	2	567	628	588	1783	13	3	112	64	230	202	755	2079
28	03/02/14	8	620	655	611	1886	4	12	116	76	234	214	755	2079
29	03/09/14	6	658	659	591	1908	11	5	127	81	245	219	755	2079
30	03/09/14	10	706	633	630	1969	10	6	137	87	255	225	755	2079
31	03/16/14	11	566	704	628	1898	7	9	144	96	262	234	755	2079
32	03/23/14	6	591	661	683	1935	6	10	150	106	268	244	755	2079

# Sunday Morning Threesome

Sunday 9:00 am

Classic Lanes

Lanes 1 - 16

Note: This report includes information through March 23 which is week 32 of 32

## Jim Villeneuve's Bowling Record - Team 13: Unholy Rollers

Week No.	Bowling Date	Old Ave	---Average Change---			Total	Pins	Gms	New - Old --> +/-			High Game	High Sers	Points Won	Points Lost	%Won
			-1-	-2-	-3-											
1	09/08/13	bk212	202	210	212	624	624	3	208.00	- 0.00	= 208.00	212	624	2.0	1.0	66.67 %
2	09/15/13	bk212				0	624	3	208.00	- 208.00	= 0.00	212	624	2.0	1.0	66.67 %
3	09/22/13	bk212	215	234	210	659	1283	6	213.83	- 208.00	= 5.83	234	659	5.0	1.0	83.33 %
4	09/29/13	bk212	225	204	192	621	1904	9	211.56	- 213.83	= -2.28	234	659	6.0	3.0	66.67 %
5	10/06/13	211	181	222	214	617	2521	12	210.08	- 211.56	= -1.47	234	659	7.0	5.0	58.33 %
6	10/13/13	210	247	217	218	682	3203	15	213.53	- 210.08	= 3.45	247	682	9.0	6.0	60.00 %
7	10/20/13	213				0	3203	15	213.53	- 213.53	= 0.00	247	682	9.0	6.0	60.00 %
8	10/27/13	213	233	244	203	680	3883	18	215.72	- 213.53	= 2.19	247	682	10.0	8.0	55.56 %
9	11/03/13	215	196	187	193	576	4459	21	212.33	- 215.72	= -3.39	247	682	10.0	11.0	47.62 %
10	11/03/13	212	214	225	186	625	5084	24	211.83	- 212.33	= -0.50	247	682	11.0	13.0	45.83 %
11	11/10/13	211	207	218	206	631	5715	27	211.67	- 211.83	= -0.17	247	682	12.0	15.0	44.44 %
12	11/17/13	211	259	175	222	656	6371	30	212.37	- 211.67	= 0.70	259	682	14.0	16.0	46.67 %
13	11/17/13	212	180	233	175	588	6959	33	210.88	- 212.37	= -1.49	259	682	15.0	18.0	45.45 %
14	12/01/13	210	166	232	151	549	7508	36	208.56	- 210.88	= -2.32	259	682	15.0	21.0	41.67 %
15	12/08/13	208	161	236	244	641	8149	39	208.95	- 208.56	= 0.39	259	682	17.0	22.0	43.59 %
16	12/15/13	208	180	233	216	629	8778	42	209.00	- 208.95	= 0.05	259	682	17.0	25.0	40.48 %

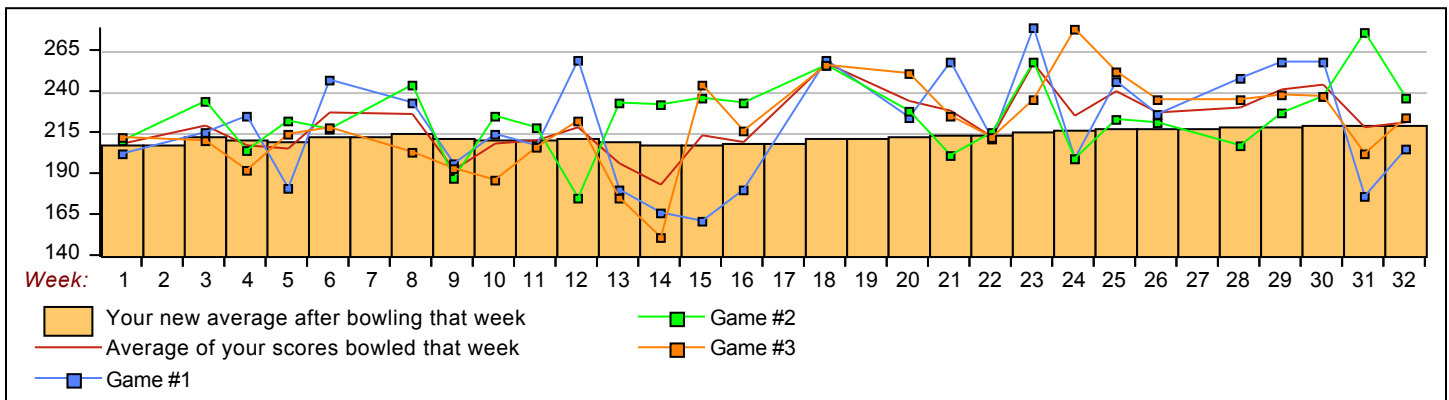
## End of 1st part

17	12/22/13	209				0	8778	42	209.00	- 209.00	= 0.00	259	682	17.0	25.0	40.48 %
18	12/29/13	209	259	256	256	771	9549	45	212.20	- 209.00	= 3.20	259	771	20.0	25.0	44.44 %
19	01/05/14	212	a192	a192	a192	576	9549	45	212.20	- 212.20	= 0.00	259	771	20.0	25.0	44.44 %
20	01/12/14	212	224	228	251	703	10252	48	213.58	- 212.20	= 1.38	259	771	21.0	27.0	43.75 %
21	01/19/14	213	258	201	225	684	10936	51	214.43	- 213.58	= 0.85	259	771	23.0	28.0	45.10 %
22	01/26/14	214	211	215	212	638	11574	54	214.33	- 214.43	= -0.10	259	771	25.0	29.0	46.30 %
23	01/26/14	214	279	258	235	772	12346	57	216.60	- 214.33	= 2.26	279	772	28.0	29.0	49.12 %
24	02/02/14	216	199	199	278	676	13022	60	217.03	- 216.60	= 0.44	279	772	29.0	31.0	48.33 %
25	02/09/14	217	246	223	252	721	13743	63	218.14	- 217.03	= 1.11	279	772	32.0	31.0	50.79 %
26	02/16/14	218	226	221	235	682	14425	66	218.56	- 218.14	= 0.42	279	772	35.0	31.0	53.03 %
27	02/23/14	218				0	14425	66	218.56	- 218.56	= 0.00	279	772	35.0	31.0	53.03 %
28	03/02/14	218	248	207	235	690	15115	69	219.06	- 218.56	= 0.50	279	772	37.0	32.0	53.62 %
29	03/09/14	219	258	227	238	723	15838	72	219.97	- 219.06	= 0.91	279	772	39.0	33.0	54.17 %
30	03/09/14	219	258	237	237	732	16570	75	220.93	- 219.97	= 0.96	279	772	42.0	33.0	56.00 %
31	03/16/14	220	176	276	202	654	17224	78	220.82	- 220.93	= -0.11	279	772	43.0	35.0	55.13 %
32	03/23/14	220	205	236	224	665	17889	81	220.85	- 220.82	= 0.03	279	772	45.0	36.0	55.56 %

<100	100's	125's	150's	175's	200's	225's	250's	275's	300's
			3	13	28	24	10	3	
<400	400's	450's	500's	550's	600's	650's	700's	750's	800's
			1	2	8	10	4	2	

Ave of Game 1    Ave of Game 2    Ave of Game 3  
 219.00                      224.22                      219.33

High game of 279 on week 23 High series of 772 on week 28 High average of 220.93 after bowling week 30  
 Low game of 151 on week 14 Low series of 549 on week 14 Low average of 208.00 after bowling week 1



# Sunday Morning Threesome

Sunday 9:00 am

Classic Lanes

Lanes 1 - 16

Note: This report includes information through March 23 which is week 32 of 32

## David Larson's Bowling Record - Team 13: Unholy Rollers

Week No.	Bowling Date	Old Ave	---Average Change---			Total	Pins	Gms	New - Old ----> +/-			High Game	High Sers	Points Won	Points Lost	%Won
			-1-	-2-	-3-											
1	09/08/13	bk188	176	167	228	571	571	3	190.33	- 0.00	= 190.33	228	571		3.0	0.00 %
2	09/15/13	bk188	141	210	190	541	1112	6	185.33	- 190.33	= -5.00	228	571	1.0	5.0	16.67 %
3	09/22/13	bk188	137	189	148	474	1586	9	176.22	- 185.33	= -9.11	228	571	1.0	8.0	11.11 %
4	09/29/13	176	147	162	210	519	2105	12	175.42	- 176.22	= -0.81	228	571	1.0	11.0	8.33 %
5	10/06/13	175	167	179	150	496	2601	15	173.40	- 175.42	= -2.02	228	571	2.0	13.0	13.33 %
6	10/13/13	173	208	205	156	569	3170	18	176.11	- 173.40	= 2.71	228	571	4.0	14.0	22.22 %
7	10/20/13	176	213	243	160	616	3786	21	180.29	- 176.11	= 4.17	243	616	6.0	15.0	28.57 %
8	10/27/13	180	152	209	180	541	4327	24	180.29	- 180.29	= 0.01	243	616	8.0	16.0	33.33 %
9	11/03/13	180	190	237	181	608	4935	27	182.78	- 180.29	= 2.49	243	616	11.0	16.0	40.74 %
10	11/03/13	182				0	4935	27	182.78	- 182.78	= 0.00	243	616	11.0	16.0	40.74 %
11	11/10/13	182	168	244	205	617	5552	30	185.07	- 182.78	= 2.29	244	617	13.0	17.0	43.33 %
12	11/17/13	185	241	177	184	602	6154	33	186.48	- 185.07	= 1.42	244	617	16.0	17.0	48.48 %
13	11/17/13	186	201	180	139	520	6674	36	185.39	- 186.48	= -1.10	244	617	17.0	19.0	47.22 %
14	12/01/13	185				0	6674	36	185.39	- 185.39	= 0.00	244	617	17.0	19.0	47.22 %
15	12/08/13	185	173	183	218	574	7248	39	185.85	- 185.39	= 0.46	244	617	20.0	19.0	51.28 %
16	12/15/13	185	183	147	201	531	7779	42	185.21	- 185.85	= -0.63	244	617	22.0	20.0	52.38 %

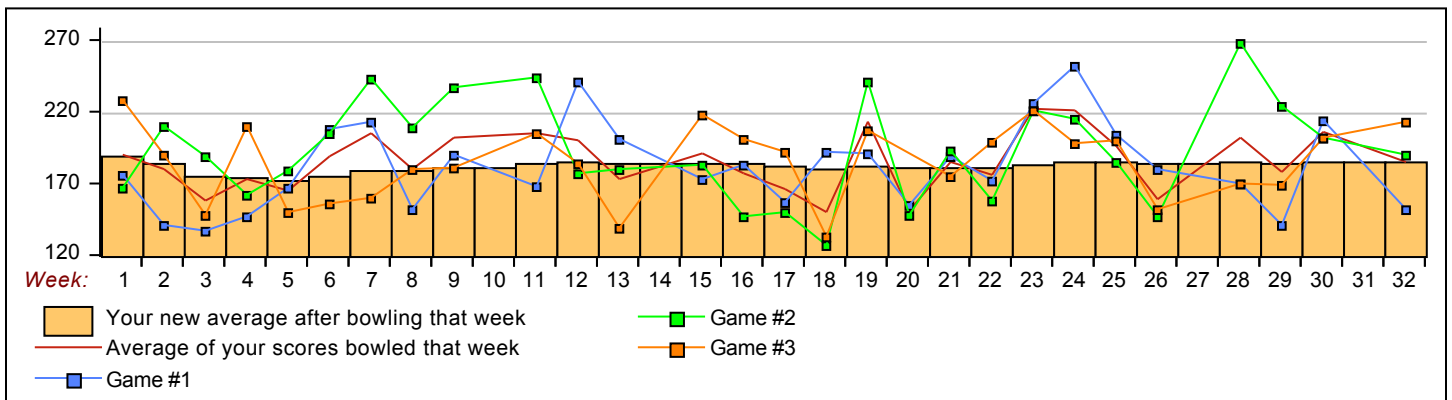
## End of 1st part

17	12/22/13	185	157	150	192	499	8278	45	183.96	- 185.21	= -1.26	244	617	23.0	22.0	51.11 %
18	12/29/13	183	192	127	133	452	8730	48	181.88	- 183.96	= -2.08	244	617	24.0	24.0	50.00 %
19	01/05/14	181	191	241	207	639	9369	51	183.71	- 181.88	= 1.83	244	639	26.0	25.0	50.98 %
20	01/12/14	183	155	148		303	9672	53	182.49	- 183.71	= -1.22	244	639	26.0	27.0	49.06 %
21	01/19/14	182	189	193	175	557	10229	56	182.66	- 182.49	= 0.17	244	639	29.0	27.0	51.79 %
22	01/26/14	182	172	158	199	529	10758	59	182.34	- 182.66	= -0.32	244	639	31.0	28.0	52.54 %
23	01/26/14	182	226	221	221	668	11426	62	184.29	- 182.34	= 1.95	244	668	34.0	28.0	54.84 %
24	02/02/14	184	252	215	198	665	12091	65	186.02	- 184.29	= 1.73	252	668	36.0	29.0	55.38 %
25	02/09/14	186	204	185	200	589	12680	68	186.47	- 186.02	= 0.46	252	668	38.0	30.0	55.88 %
26	02/16/14	186	180	147	152	479	13159	71	185.34	- 186.47	= -1.13	252	668	39.0	32.0	54.93 %
27	02/23/14	185				0	13159	71	185.34	- 185.34	= 0.00	252	668	39.0	32.0	54.93 %
28	03/02/14	185	170	268	170	608	13767	74	186.04	- 185.34	= 0.70	268	668	40.0	34.0	54.05 %
29	03/09/14	186	141	224	169	534	14301	77	185.73	- 186.04	= -0.31	268	668	42.0	35.0	54.55 %
30	03/09/14	185	214	202	202	618	14919	80	186.49	- 185.73	= 0.76	268	668	43.0	37.0	53.75 %
31	03/16/14	186				0	14919	80	186.49	- 186.49	= 0.00	268	668	43.0	37.0	53.75 %
32	03/23/14	186	152	190	213	555	15474	83	186.43	- 186.49	= -0.05	268	668	44.0	39.0	53.01 %

<100	100's	125's	150's	175's	200's	225's	250's	275's	300's
		11	19	23	21	7	2		
<400	400's	450's	500's	550's	600's	650's	700's	750's	800's
		5	7	6	7	2			

Ave of Game 1	Ave of Game 2	Ave of Game 3
181.86	192.89	184.48

High game of **268** on week **28** High series of **668** on week **28** High average of **190.33** after bowling week **1**  
 Low game of **127** on week **18** Low series of **303** on week **20** Low average of **173.40** after bowling week **5**



# Sunday Morning Threesome

Sunday 9:00 am

Classic Lanes

Lanes 1 - 16

Note: This report includes information through March 23 which is week 32 of 32

## Ted Lake's Bowling Record - Team 13: Unholy Rollers

Week No.	Bowling Date	Old Ave	Average Change			Total	Pins	Gms	---Average Change---			High Game	High Sers	Points Won	Points Lost	%Won	
			-1-	-2-	-3-				New	Old	+/-						
1	09/08/13	bk210	200	201	204	605	605	3	201.67	-	0.00	= 201.67	204	605		3.0	0.00 %
2	09/15/13	bk210	155	198	177	530	1135	6	189.17	-	201.67	= -12.50	204	605	2.0	4.0	33.33 %
3	09/22/13	bk210	183	172	164	519	1654	9	183.78	-	189.17	= -5.39	204	605	2.0	7.0	22.22 %
4	09/29/13	183	237	225	224	686	2340	12	195.00	-	183.78	= 11.22	237	686	5.0	7.0	41.67 %
5	10/06/13	195	201	256	235	692	3032	15	202.13	-	195.00	= 7.13	256	692	8.0	7.0	53.33 %
6	10/13/13	202	256	201	255	712	3744	18	208.00	-	202.13	= 5.87	256	712	10.0	8.0	55.56 %
7	10/20/13	208	181	189	257	627	4371	21	208.14	-	208.00	= 0.14	257	712	11.0	10.0	52.38 %
8	10/27/13	208	215	226	204	645	5016	24	209.00	-	208.14	= 0.86	257	712	11.0	13.0	45.83 %
9	11/03/13	209	171	235	225	631	5647	27	209.15	-	209.00	= 0.15	257	712	13.0	14.0	48.15 %
10	11/03/13	209	224	244	224	692	6339	30	211.30	-	209.15	= 2.15	257	712	15.0	15.0	50.00 %
11	11/10/13	211	235	194	245	674	7013	33	212.52	-	211.30	= 1.22	257	712	16.0	17.0	48.48 %
12	11/17/13	212	198	156	238	592	7605	36	211.25	-	212.52	= -1.27	257	712	17.0	19.0	47.22 %
13	11/17/13	211	204	170	149	523	8128	39	208.41	-	211.25	= -2.84	257	712	17.0	22.0	43.59 %
14	12/01/13	208	185	256	196	637	8765	42	208.69	-	208.41	= 0.28	257	712	19.0	23.0	45.24 %
15	12/08/13	208	213	215	248	676	9441	45	209.80	-	208.69	= 1.11	257	712	22.0	23.0	48.89 %
16	12/15/13	209	202	300	179	681	10122	48	210.88	-	209.80	= 1.07	300	712	23.0	25.0	47.92 %

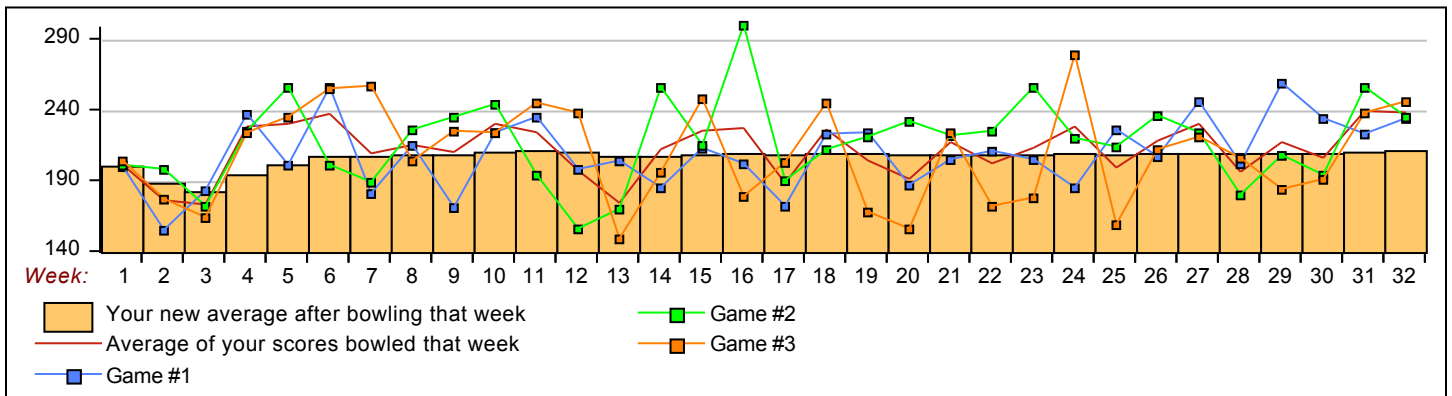
## End of 1st part

17	12/22/13	210	172	190	203	565	10687	51	209.55	-	210.88	= -1.33	300	712	24.0	27.0	47.06 %
18	12/29/13	209	223	212	245	680	11367	54	210.50	-	209.55	= 0.95	300	712	25.0	29.0	46.30 %
19	01/05/14	210	224	221	168	613	11980	57	210.18	-	210.50	= -0.32	300	712	25.0	32.0	43.86 %
20	01/12/14	210	187	232	156	575	12555	60	209.25	-	210.18	= -0.93	300	712	27.0	33.0	45.00 %
21	01/19/14	209	205	222	224	651	13206	63	209.62	-	209.25	= 0.37	300	712	28.0	35.0	44.44 %
22	01/26/14	209	211	225	172	608	13814	66	209.30	-	209.62	= -0.32	300	712	30.0	36.0	45.45 %
23	01/26/14	209	205	256	178	639	14453	69	209.46	-	209.30	= 0.16	300	712	32.0	37.0	46.38 %
24	02/02/14	209	185	220	279	684	15137	72	210.24	-	209.46	= 0.77	300	712	34.0	38.0	47.22 %
25	02/09/14	210	226	214	159	599	15736	75	209.81	-	210.24	= -0.42	300	712	36.0	39.0	48.00 %
26	02/16/14	209	207	236	212	655	16391	78	210.14	-	209.81	= 0.33	300	712	38.0	40.0	48.72 %
27	02/23/14	210	246	224	221	691	17082	81	210.89	-	210.14	= 0.75	300	712	41.0	40.0	50.62 %
28	03/02/14	210	202	180	206	588	17670	84	210.36	-	210.89	= -0.53	300	712	42.0	42.0	50.00 %
29	03/09/14	210	259	208	184	651	18321	87	210.59	-	210.36	= 0.23	300	712	44.0	43.0	50.57 %
30	03/09/14	210	234	194	191	619	18940	90	210.44	-	210.59	= -0.14	300	712	45.0	45.0	50.00 %
31	03/16/14	210	223	256	238	717	19657	93	211.37	-	210.44	= 0.92	300	717	47.0	46.0	50.54 %
32	03/23/14	211	234	235	246	715	20372	96	212.21	-	211.37	= 0.84	300	717	48.0	48.0	50.00 %

<100	100's	125's	150's	175's	200's	225's	250's	275's	300's
		1	11	18	34	22	8	1	1
<400	400's	450's	500's	550's	600's	650's	700's	750's	800's
			3	5	9	12	3		

Ave of Game 1	Ave of Game 2	Ave of Game 3
209.47	217.59	209.56

High game of 300 on week 16 High series of 717 on week 3 High average of 212.52 after bowling week 11  
 Low game of 149 on week 13 Low series of 519 on week 3 Low average of 183.78 after bowling week 3



# Sunday Morning Threesome

Sunday 9:00 am

Classic Lanes

Lanes 1 - 16

Note: This report includes information through March 23 which is week 32 of 32

## Carrie Lake's Bowling Record - Team 13: Unholy Rollers

Week No.	Bowling Date	Old Ave	---Average Change---			Total	Pins	Gms	New - Old --> +/-			High Game	High Sers	Points Won	Points Lost	%Won
			-1-	-2-	-3-					=						
1	09/08/13	180				0	0	0	- 0.00	= 0.00	0	0			0.00 %	
2	09/15/13	149	149	131	169	449	449	3	149.67	- 0.00	= 149.67	169	449	3.0		100.00 %
3	09/22/13	149				0	449	3	149.67	- 149.67	= 0.00	169	449	3.0		100.00 %
4	09/29/13	149				0	449	3	149.67	- 149.67	= 0.00	169	449	3.0		100.00 %
5	10/06/13	149				0	449	3	149.67	- 149.67	= 0.00	169	449	3.0		100.00 %
6	10/13/13	149				0	449	3	149.67	- 149.67	= 0.00	169	449	3.0		100.00 %
7	10/20/13	149	127	133	115	375	824	6	137.33	- 149.67	= -12.33	169	449	4.0	2.0	66.67 %
8	10/27/13	137				0	824	6	137.33	- 137.33	= 0.00	169	449	4.0	2.0	66.67 %
9	11/03/13	137				0	824	6	137.33	- 137.33	= 0.00	169	449	4.0	2.0	66.67 %
10	11/03/13	137	142	171	121	434	1258	9	139.78	- 137.33	= 2.44	171	449	5.0	4.0	55.56 %
11	11/10/13	139				0	1258	9	139.78	- 139.78	= 0.00	171	449	5.0	4.0	55.56 %
12	11/17/13	139				0	1258	9	139.78	- 139.78	= 0.00	171	449	5.0	4.0	55.56 %
13	11/17/13	139				0	1258	9	139.78	- 139.78	= 0.00	171	449	5.0	4.0	55.56 %
14	12/01/13	139	160	178	152	490	1748	12	145.67	- 139.78	= 5.89	178	490	8.0	4.0	66.67 %
15	12/08/13	145				0	1748	12	145.67	- 145.67	= 0.00	178	490	8.0	4.0	66.67 %
16	12/15/13	145				0	1748	12	145.67	- 145.67	= 0.00	178	490	8.0	4.0	66.67 %

## End of 1st part

17	12/22/13	145	119	152	144	415	2163	15	144.20	- 145.67	= -1.47	178	490	8.0	7.0	53.33 %
18	12/29/13	144				0	2163	15	144.20	- 144.20	= 0.00	178	490	8.0	7.0	53.33 %
19	01/05/14	144				0	2163	15	144.20	- 144.20	= 0.00	178	490	8.0	7.0	53.33 %
20	01/12/14	144			131	131	2294	16	143.38	- 144.20	= -0.82	178	490	8.0	8.0	50.00 %
21	01/19/14	143				0	2294	16	143.38	- 143.38	= 0.00	178	490	8.0	8.0	50.00 %
22	01/26/14	143				0	2294	16	143.38	- 143.38	= 0.00	178	490	8.0	8.0	50.00 %
23	01/26/14	143				0	2294	16	143.38	- 143.38	= 0.00	178	490	8.0	8.0	50.00 %
24	02/02/14	143				0	2294	16	143.38	- 143.38	= 0.00	178	490	8.0	8.0	50.00 %
25	02/09/14	143				0	2294	16	143.38	- 143.38	= 0.00	178	490	8.0	8.0	50.00 %
26	02/16/14	143				0	2294	16	143.38	- 143.38	= 0.00	178	490	8.0	8.0	50.00 %
27	02/23/14	143	118	141	165	424	2718	19	143.05	- 143.38	= -0.32	178	490	10.0	9.0	52.63 %
28	03/02/14	143				0	2718	19	143.05	- 143.05	= 0.00	178	490	10.0	9.0	52.63 %
29	03/09/14	143				0	2718	19	143.05	- 143.05	= 0.00	178	490	10.0	9.0	52.63 %
30	03/09/14	143				0	2718	19	143.05	- 143.05	= 0.00	178	490	10.0	9.0	52.63 %
31	03/16/14	143				0	2718	19	143.05	- 143.05	= 0.00	178	490	10.0	9.0	52.63 %
32	03/23/14	143				0	2718	19	143.05	- 143.05	= 0.00	178	490	10.0	9.0	52.63 %

<u>&lt;100</u>	<u>100's</u>	<u>125's</u>	<u>150's</u>	<u>175's</u>	<u>200's</u>	<u>225's</u>	<u>250's</u>	<u>275's</u>	<u>300's</u>
	4	8	6	1					
<u>&lt;400</u>	<u>400's</u>	<u>450's</u>	<u>500's</u>	<u>550's</u>	<u>600's</u>	<u>650's</u>	<u>700's</u>	<u>750's</u>	<u>800's</u>
2	4	1							

**Ave of Game 1**      **Ave of Game 2**      **Ave of Game 3**  
 135.83                      151.00                      142.43

High game of **178** on week **14** High series of **490** on week **14** High average of **149.67** after bowling week **2**  
 Low game of **115** on week **7** Low series of **131** on week **20** Low average of **137.33** after bowling week **7**

