

Sunday 9:00 am

**Classic Lanes**

Lanes 1 - 16

Note: This report includes information through March 23 which is week 32 of 32

**Team 15: The Tower Bar & Restaurant**

Name	Pins	Gms	True Average	Book Ave	High Game	High Sers	Points Won	Points Lost	%Won
Neumann, Tom	12444	75	165.92	170	229	571	40.0	35.0	53.33 %
Lake, Michael	15236	81	188.10	193	268	669	40.0	41.0	49.38 %
Fehlhaber, John	14406	75	192.08	203	248	713	45.0	30.0	60.00 %
Lake, Adam	12668	63	201.08	194	268	720	31.0	32.0	49.21 %

**Team History**

Week No.	Bowling Date	Opp. Team	-1-	-2-	-3-	Total	Last Wk WON	Last Wk Lost	Points Won	Points Lost	Year-To-Date WON	Y-T-D LOST	High Game	High Sers
1	09/08/13	16	506	493	531	1530	2	14	2	14	2	14	531	1530
2	09/15/13	6	550	<b>587</b>	548	1685	13	3	15	17	15	17	587	1685
3	09/22/13	10	418	511	498	1427	2	14	17	31	17	31	587	1685
4	09/29/13	2	449	567	591	1607	13	3	30	34	30	34	591	1685
5	10/06/13	4	505	559	518	1582	8	8	38	42	38	42	591	1685
6	10/13/13	8	538	588	443	1569	3	13	41	55	41	55	591	1685
7	10/20/13	11	485	547	556	1588	6	10	47	65	47	65	591	1685
8	10/27/13	13	<b>628</b>	588	<b>609</b>	1825	11	5	58	70	58	70	628	1825
9	11/03/13	3	537	544	531	1612	5	11	63	81	63	81	628	1825
10	11/03/13	7	<b>621</b>	561	<b>623</b>	<b>1805</b>	11	5	74	86	74	86	628	1825
11	11/10/13	5	<b>628</b>	<b>575</b>	<b>566</b>	<b>1769</b>	10	6	84	92	84	92	628	1825
12	11/17/13	9	<b>473</b>	<b>470</b>	463	1406	8	8	92	100	92	100	628	1825
13	11/17/13	1	474	567	495	1536	4	12	96	112	96	112	628	1825
14	12/01/13	14	446	564	475	1485	3	13	99	125	99	125	628	1825
15	12/08/13	12	532	<b>592</b>	548	1672	10	6	109	131	109	131	628	1825
16	12/15/13	13	553	574	531	1658	11	5	120	136	120	136	628	1825

**End of 1st part**

17	12/22/13	16	503	541	462	1506	3	13	3	13	123	149	628	1825
18	12/29/13	6	592	501	<b>629</b>	1722	6	10	9	23	129	159	629	1825
19	01/05/14	10	610	<b>717</b>	602	1929	10	6	19	29	139	165	717	1929
20	01/12/14	2	<b>687</b>	594	582	1863	14	2	33	31	153	167	717	1929
21	01/19/14	4	<b>624</b>	<b>616</b>	<b>541</b>	<b>1781</b>	12	4	45	35	165	171	717	1929
22	01/26/14	8	<b>618</b>	<b>619</b>	487	<b>1724</b>	10	6	55	41	175	177	717	1929
23	01/26/14	11	511	<b>628</b>	562	1701	10	6	65	47	185	183	717	1929
24	02/02/14	13	609	544	598	1751	6	10	71	57	191	193	717	1929
25	02/09/14	3	534	<b>650</b>	<b>622</b>	1806	12	4	83	61	203	197	717	1929
26	02/16/14	7	<b>568</b>	<b>636</b>	<b>527</b>	<b>1731</b>	10	6	93	67	213	203	717	1929
27	02/23/14	5	<b>614</b>	597	580	<b>1791</b>	10	6	103	73	223	209	717	1929
28	03/02/14	9	<b>577</b>	<b>599</b>	<b>595</b>	<b>1771</b>	15	1	118	74	238	210	717	1929
29	03/09/14	1	540	<b>662</b>	485	1687	9	7	127	81	247	217	717	1929
30	03/09/14	14	554	<b>607</b>	542	1703	6	10	133	91	253	227	717	1929
31	03/16/14	12	<b>572</b>	554	<b>587</b>	<b>1713</b>	13	3	146	94	266	230	717	1929
32	03/23/14	3	553	539	532	1624	12	4	158	98	278	234	717	1929

# Sunday Morning Threesome

Sunday 9:00 am

Classic Lanes

Lanes 1 - 16

Note: This report includes information through March 23 which is week 32 of 32

## Tom Neumann's Bowling Record - Team 15: The Tower Bar & Resturant

Week No.	Bowling Date	Old Ave	---Average Change---			Total	Pins	Gms	New - Old --> +/-			High Game	High Sers	Points Won	Points Lost	%Won		
			-1-	-2-	-3-					=								
1	09/08/13	bk170				0	0	0	-	0.00	=	0.00	0	0			0.00 %	
2	09/15/13	bk170	178	224	160	562	562	3	187.33	-	0.00	=	187.33	224	562	2.0	1.0	66.67 %
3	09/22/13	bk170	122	180	155	457	1019	6	169.83	-	187.33	=	-17.50	224	562	4.0	2.0	66.67 %
4	09/29/13	bk170	151	152	167	470	1489	9	165.44	-	169.83	=	-4.39	224	562	7.0	2.0	77.78 %
5	10/06/13	165	150	178	160	488	1977	12	164.75	-	165.44	=	-0.69	224	562	9.0	3.0	75.00 %
6	10/13/13	164	130	172	125	427	2404	15	160.27	-	164.75	=	-4.48	224	562	9.0	6.0	60.00 %
7	10/20/13	160	173	156	136	465	2869	18	159.39	-	160.27	=	-0.88	224	562	11.0	7.0	61.11 %
8	10/27/13	159	182	162	126	470	3339	21	159.00	-	159.39	=	-0.39	224	562	12.0	9.0	57.14 %
9	11/03/13	159				0	3339	21	159.00	-	159.00	=	0.00	224	562	12.0	9.0	57.14 %
10	11/03/13	159				0	3339	21	159.00	-	159.00	=	0.00	224	562	12.0	9.0	57.14 %
11	11/10/13	159				0	3339	21	159.00	-	159.00	=	0.00	224	562	12.0	9.0	57.14 %
12	11/17/13	159	192	158	140	490	3829	24	159.54	-	159.00	=	0.54	224	562	14.0	10.0	58.33 %
13	11/17/13	159	113	163	127	403	4232	27	156.74	-	159.54	=	-2.80	224	562	14.0	13.0	51.85 %
14	12/01/13	156	105	165	137	407	4639	30	154.63	-	156.74	=	-2.11	224	562	14.0	16.0	46.67 %
15	12/08/13	154	190	174	151	515	5154	33	156.18	-	154.63	=	1.55	224	562	17.0	16.0	51.52 %
16	12/15/13	156	155	150	140	445	5599	36	155.53	-	156.18	=	-0.65	224	562	18.0	18.0	50.00 %

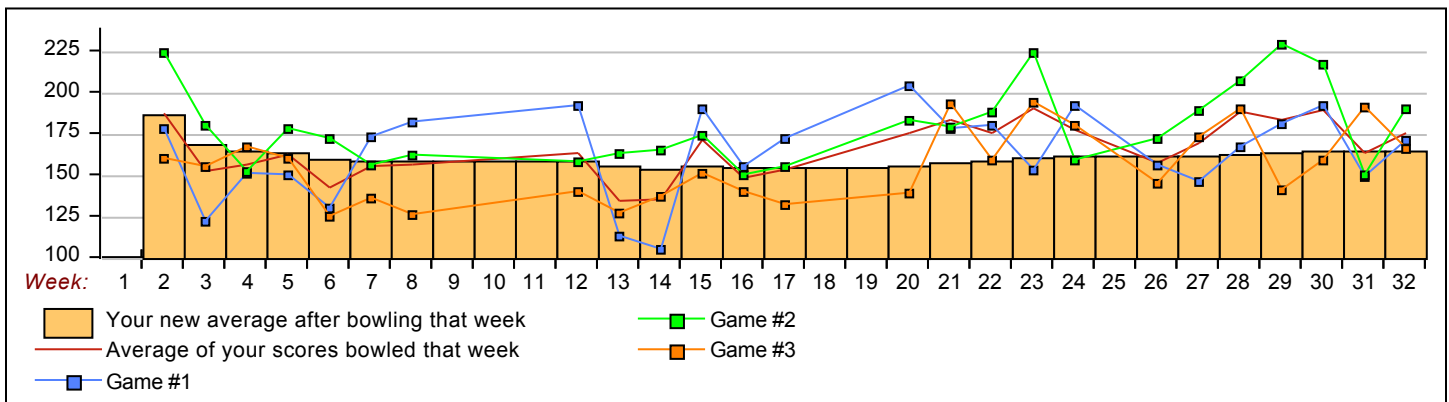
### End of 1st part

17	12/22/13	155	172	155	132	459	6058	39	155.33	-	155.53	=	-0.19	224	562	19.0	20.0	48.72 %
18	12/29/13	155				0	6058	39	155.33	-	155.33	=	0.00	224	562	19.0	20.0	48.72 %
19	01/05/14	155				0	6058	39	155.33	-	155.33	=	0.00	224	562	19.0	20.0	48.72 %
20	01/12/14	155	204	183	139	526	6584	42	156.76	-	155.33	=	1.43	224	562	21.0	21.0	50.00 %
21	01/19/14	156	178	179	193	550	7134	45	158.53	-	156.76	=	1.77	224	562	22.0	23.0	48.89 %
22	01/26/14	158	180	188	159	527	7661	48	159.60	-	158.53	=	1.07	224	562	24.0	24.0	50.00 %
23	01/26/14	159	153	224	194	571	8232	51	161.41	-	159.60	=	1.81	224	571	26.0	25.0	50.98 %
24	02/02/14	161	192	159	180	531	8763	54	162.28	-	161.41	=	0.87	224	571	27.0	27.0	50.00 %
25	02/09/14	162				0	8763	54	162.28	-	162.28	=	0.00	224	571	27.0	27.0	50.00 %
26	02/16/14	162	156	172	145	473	9236	57	162.04	-	162.28	=	-0.24	224	571	29.0	28.0	50.88 %
27	02/23/14	162	146	189	173	508	9744	60	162.40	-	162.04	=	0.36	224	571	30.0	30.0	50.00 %
28	03/02/14	162	167	207	190	564	10308	63	163.62	-	162.40	=	1.22	224	571	32.0	31.0	50.79 %
29	03/09/14	163	181	229	141	551	10859	66	164.53	-	163.62	=	0.91	229	571	34.0	32.0	51.52 %
30	03/09/14	164	192	217	159	568	11427	69	166.61	-	164.53	=	1.08	229	571	36.0	33.0	52.17 %
31	03/16/14	165	149	150	191	490	11917	72	166.51	-	166.61	=	-0.09	229	571	39.0	33.0	54.17 %
32	03/23/14	165	171	190	166	527	12444	75	166.92	-	166.51	=	0.41	229	571	40.0	35.0	53.33 %

<100	100's	125's	150's	175's	200's	225's	250's	275's	300's
	3	14	31	21	5	1			
<400	400's	450's	500's	550's	600's	650's	700's	750's	800's
	4	9	6	6					

Ave of Game 1: 163.28    Ave of Game 2: 179.04    Ave of Game 3: 155.44

High game of 229 on week    29 High series of 571 on week    2 High average of 187.33 after bowling week    2  
 Low game of 105 on week    14 Low series of 403 on week    13 Low average of 154.63 after bowling week    14



# Sunday Morning Threesome

Sunday 9:00 am

Classic Lanes

Lanes 1 - 16

Note: This report includes information through March 23 which is week 32 of 32

## Michael Lake's Bowling Record - Team 15: The Tower Bar & Resturant

Week No.	Bowling Date	Old Ave	---Average Change---			Total	Pins	Gms	New - Old --> +/-			High Game	High Sers	Points Won	Points Lost	%Won	
			-1-	-2-	-3-												
1	09/08/13	bk193	177	169	134	480	480	3	160.00	- 0.00	= 160.00	177	480		3.0	0.00 %	
2	09/15/13	bk193	180	<b>196</b>	<b>205</b>	581	1061	6	176.83	- 160.00	= 16.83	205	581	2.0	4.0	33.33 %	
3	09/22/13	bk193	172	159	191	522	1583	9	175.89	- 176.83	= -0.94	205	581	2.0	7.0	22.22 %	
4	09/29/13		175	<b>138</b>	<b>200</b>	<b>222</b>	560	2143	12	178.58	- 175.89	= 2.69	222	581	5.0	7.0	41.67 %
5	10/06/13		178	191	187	180	558	2701	15	180.07	- 178.58	= 1.48	222	581	5.0	10.0	33.33 %
6	10/13/13		180	<b>216</b>	179	178	573	3274	18	181.89	- 180.07	= 1.82	222	581	6.0	12.0	33.33 %
7	10/20/13		181			0	3274	18	181.89	- 181.89	= 0.00	222	581	6.0	12.0	33.33 %	
8	10/27/13		181	<b>221</b>	167	<b>247</b>	635	3909	21	186.14	- 181.89	= 4.25	247	635	8.0	13.0	38.10 %
9	11/03/13		186	<b>204</b>	<b>193</b>	172	569	4478	24	186.58	- 186.14	= 0.44	247	635	10.0	14.0	41.67 %
10	11/03/13		186	<b>227</b>	167	<b>191</b>	585	5063	27	187.52	- 186.58	= 0.94	247	635	11.0	16.0	40.74 %
11	11/10/13		187	<b>213</b>	172	<b>182</b>	567	5630	30	187.67	- 187.52	= 0.15	247	635	12.0	18.0	40.00 %
12	11/17/13		187	139	147	163	449	6079	33	184.21	- 187.67	= -3.45	247	635	12.0	21.0	36.36 %
13	11/17/13		184	181	<b>222</b>	134	537	6616	36	183.78	- 184.21	= -0.43	247	635	13.0	23.0	36.11 %
14	12/01/13		183	145	<b>200</b>	137	482	7098	39	182.00	- 183.78	= -1.78	247	635	14.0	25.0	35.90 %
15	12/08/13		182	177	192	193	562	7660	42	182.38	- 182.00	= 0.38	247	635	14.0	28.0	33.33 %
16	12/15/13		182	<b>205</b>	<b>226</b>	<b>212</b>	643	8303	45	184.51	- 182.38	= 2.13	247	643	17.0	28.0	37.78 %

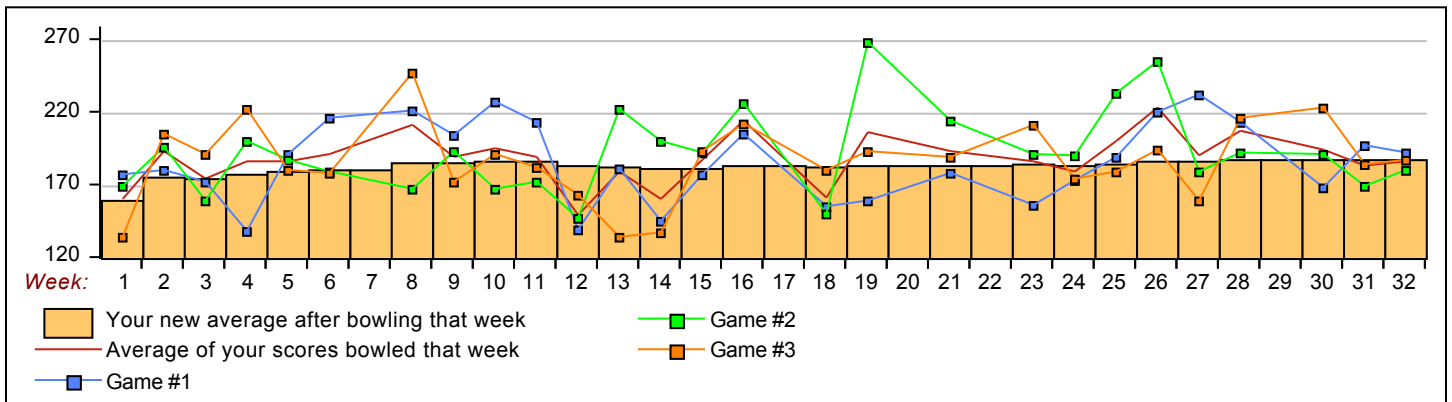
## End of 1st part

17	12/22/13		184			0	8303	45	184.51	- 184.51	= 0.00	247	643	17.0	28.0	37.78 %	
18	12/29/13		184	155	150	180	485	8788	48	183.08	- 184.51	= -1.43	247	643	17.0	31.0	35.42 %
19	01/05/14		183	159	<b>268</b>	<b>193</b>	620	9408	51	184.47	- 183.08	= 1.39	268	643	19.0	32.0	37.25 %
20	01/12/14		184			0	9408	51	184.47	- 184.47	= 0.00	268	643	19.0	32.0	37.25 %	
21	01/19/14		184	178	<b>214</b>	<b>189</b>	581	9989	54	184.98	- 184.47	= 0.51	268	643	21.0	33.0	38.89 %
22	01/26/14		184			0	9989	54	184.98	- 184.98	= 0.00	268	643	21.0	33.0	38.89 %	
23	01/26/14		184	156	<b>191</b>	<b>211</b>	558	10547	57	185.04	- 184.98	= 0.05	268	643	23.0	34.0	40.35 %
24	02/02/14		185	<b>173</b>	<b>190</b>	174	537	11084	60	184.73	- 185.04	= -0.30	268	643	25.0	35.0	41.67 %
25	02/09/14		184	<b>189</b>	<b>233</b>	<b>179</b>	601	11685	63	185.48	- 184.73	= 0.74	268	643	28.0	35.0	44.44 %
26	02/16/14		185	<b>220</b>	<b>255</b>	<b>194</b>	669	12354	66	187.18	- 185.48	= 1.71	268	669	31.0	35.0	46.97 %
27	02/23/14		187	<b>232</b>	179	159	570	12924	69	187.30	- 187.18	= 0.12	268	669	32.0	37.0	46.38 %
28	03/02/14		187	<b>213</b>	<b>192</b>	<b>216</b>	621	13545	72	188.13	- 187.30	= 0.82	268	669	35.0	37.0	48.61 %
29	03/09/14		188			0	13545	72	188.13	- 188.13	= 0.00	268	669	35.0	37.0	48.61 %	
30	03/09/14		188	168	191	<b>223</b>	582	14127	75	188.36	- 188.13	= 0.24	268	669	36.0	39.0	48.00 %
31	03/16/14		188	<b>197</b>	169	<b>184</b>	550	14677	78	188.17	- 188.36	= -0.19	268	669	38.0	40.0	48.72 %
32	03/23/14		188	<b>192</b>	<b>180</b>	187	559	15236	81	188.10	- 188.17	= -0.07	268	669	40.0	41.0	49.38 %

<100	100's	125's	150's	175's	200's	225's	250's	275's	300's
		7	17	33	17	5	2		
<400	400's	450's	500's	550's	600's	650's	700's	750's	800's
	1	3	3	14	5	1			

Ave of Game 1	Ave of Game 2	Ave of Game 3
185.85	192.15	186.30

High game of **268** on week **19** High series of **669** on week **26** High average of **188.36** after bowling week **30**  
 Low game of **134** on week **1** Low series of **449** on week **12** Low average of **160.00** after bowling week **1**



# Sunday Morning Threesome

Sunday 9:00 am

Classic Lanes

Lanes 1 - 16

Note: This report includes information through March 23 which is week 32 of 32

## John Fehlhaber's Bowling Record - Team 15: The Tower Bar & Resturant

Week No.	Bowling Date	Old Ave	---Average Change---			Total	Pins	Gms	New - Old --> +/-			High Game	High Sers	Points Won	Points Lost	%Won	
			-1-	-2-	-3-												
1	09/08/13	bk203	182	160	196	538	538	3	179.33	- 0.00	= 179.33	196	538	2.0	1.0	66.67 %	
2	09/15/13	bk203				0	538	3	179.33	- 179.33	= 0.00	196	538	2.0	1.0	66.67 %	
3	09/22/13	bk203	124	172	152	448	986	6	164.33	- 179.33	= -15.00	196	538	2.0	4.0	33.33 %	
4	09/29/13	bk203	160	215	202	577	1563	9	173.67	- 164.33	= 9.33	215	577	4.0	5.0	44.44 %	
5	10/06/13		173	164	194	178	536	2099	12	174.92	- 173.67	= 1.25	215	577	6.0	6.0	50.00 %
6	10/13/13		174	192	237	140	569	2668	15	177.87	- 174.92	= 2.95	237	577	8.0	7.0	53.33 %
7	10/20/13		177	171	234	233	638	3306	18	183.67	- 177.87	= 5.80	237	638	10.0	8.0	55.56 %
8	10/27/13		183			0	3306	18	183.67	- 183.67	= 0.00	237	638	10.0	8.0	55.56 %	
9	11/03/13		183	148	150	164	462	3768	21	179.43	- 183.67	= -4.24	237	638	10.0	11.0	47.62 %
10	11/03/13		179	181	171	206	558	4326	24	180.25	- 179.43	= 0.82	237	638	12.0	12.0	50.00 %
11	11/10/13		180	191	178	209	578	4904	27	181.63	- 180.25	= 1.38	237	638	14.0	13.0	51.85 %
12	11/17/13		181			0	4904	27	181.63	- 181.63	= 0.00	237	638	14.0	13.0	51.85 %	
13	11/17/13		181			0	4904	27	181.63	- 181.63	= 0.00	237	638	14.0	13.0	51.85 %	
14	12/01/13		181	196	199	201	596	5500	30	183.33	- 181.63	= 1.70	237	638	16.0	14.0	53.33 %
15	12/08/13		183	165	226	204	595	6095	33	184.70	- 183.33	= 1.36	237	638	18.0	15.0	54.55 %
16	12/15/13		184	193	198	179	570	6665	36	185.14	- 184.70	= 0.44	237	638	20.0	16.0	55.56 %

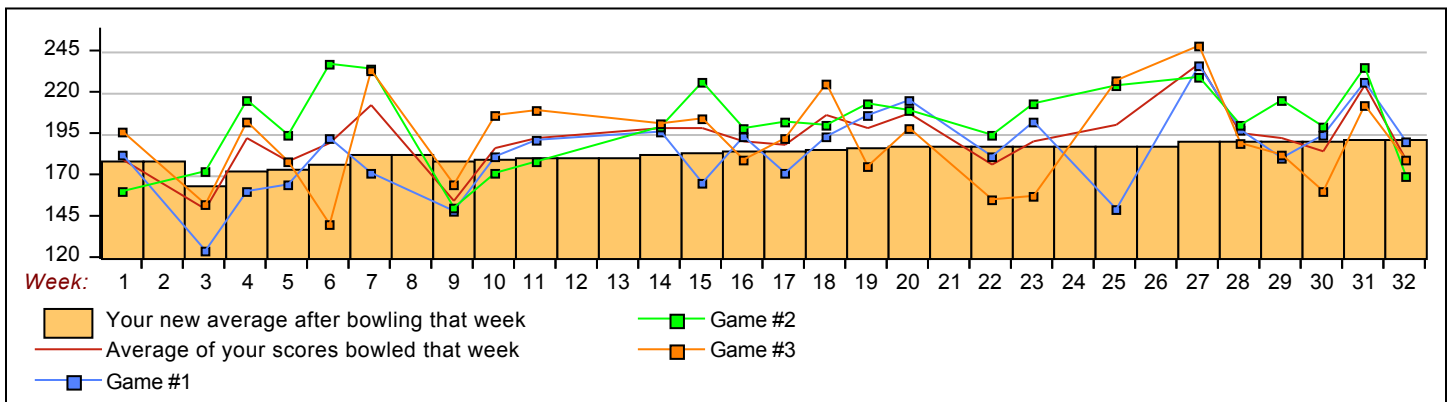
## End of 1st part

17	12/22/13		185	171	202	192	565	7230	39	185.38	- 185.14	= 0.25	237	638	22.0	17.0	56.41 %
18	12/29/13		185	193	200	225	618	7848	42	186.86	- 185.38	= 1.47	237	638	24.0	18.0	57.14 %
19	01/05/14		186	206	213	175	594	8442	45	187.60	- 186.86	= 0.74	237	638	24.0	21.0	53.33 %
20	01/12/14		187	215	209	198	622	9064	48	188.83	- 187.60	= 1.23	237	638	26.0	22.0	54.17 %
21	01/19/14		188			0	9064	48	188.83	- 188.83	= 0.00	237	638	26.0	22.0	54.17 %	
22	01/26/14		188	181	194	155	530	9594	51	188.12	- 188.83	= -0.72	237	638	27.0	24.0	52.94 %
23	01/26/14		188	202	213	157	572	10166	54	188.26	- 188.12	= 0.14	237	638	28.0	26.0	51.85 %
24	02/02/14		188			0	10166	54	188.26	- 188.26	= 0.00	237	638	28.0	26.0	51.85 %	
25	02/09/14		188	149	224	227	600	10766	57	188.88	- 188.26	= 0.62	237	638	30.0	27.0	52.63 %
26	02/16/14		188			0	10766	57	188.88	- 188.88	= 0.00	237	638	30.0	27.0	52.63 %	
27	02/23/14		188	236	229	248	713	11479	60	191.32	- 188.88	= 2.44	248	713	33.0	27.0	55.00 %
28	03/02/14		191	197	200	189	586	12065	63	191.51	- 191.32	= 0.19	248	713	36.0	27.0	57.14 %
29	03/09/14		191	180	215	182	577	12642	66	191.55	- 191.51	= 0.04	248	713	39.0	27.0	59.09 %
30	03/09/14		191	194	199	160	553	13195	69	191.23	- 191.55	= -0.31	248	713	40.0	29.0	57.97 %
31	03/16/14		191	226	235	212	673	13868	72	192.61	- 191.23	= 1.38	248	713	43.0	29.0	59.72 %
32	03/23/14		192	190	169	179	538	14406	75	192.08	- 192.61	= -0.53	248	713	45.0	30.0	60.00 %

<100	100's	125's	150's	175's	200's	225's	250's	275's	300's
	1	3	15	27	18	11			
<400	400's	450's	500's	550's	600's	650's	700's	750's	800's
	1	1	4	13	4	1	1		

Ave of Game 1	Ave of Game 2	Ave of Game 3
184.28	201.44	190.52

High game of 248 on week 27 High series of 713 on week 27 High average of 192.61 after bowling week 31  
 Low game of 124 on week 3 Low series of 448 on week 3 Low average of 164.33 after bowling week 3



# Sunday Morning Threesome

Sunday 9:00 am

Classic Lanes

Lanes 1 - 16

Note: This report includes information through March 23 which is week 32 of 32

## Adam Lake's Bowling Record - Team 15: The Tower Bar & Resturant

Week No.	Bowling Date	Old Ave	---Average Change---			Total	Pins	Gms	New - Old --> +/-			High Game	High Sers	Points Won	Points Lost	%Won
			-1-	-2-	-3-											
1	09/08/13	bk194	147	164	201	512	512	3	170.67	- 0.00	= 170.67	201	512		3.0	0.00 %
2	09/15/13	bk194	<b>192</b>	167	<b>183</b>	542	1054	6	175.67	- 170.67	= 5.00	201	542	2.0	4.0	33.33 %
3	09/22/13	bk194				0	1054	6	175.67	- 175.67	= 0.00	201	542	2.0	4.0	33.33 %
4	09/29/13	bk194				0	1054	6	175.67	- 175.67	= 0.00	201	542	2.0	4.0	33.33 %
5	10/06/13	bk194				0	1054	6	175.67	- 175.67	= 0.00	201	542	2.0	4.0	33.33 %
6	10/13/13	bk194				0	1054	6	175.67	- 175.67	= 0.00	201	542	2.0	4.0	33.33 %
7	10/20/13	bk194	141	157	187	485	1539	9	171.00	- 175.67	= -4.67	201	542	2.0	7.0	22.22 %
8	10/27/13	171	<b>225</b>	<b>259</b>	<b>236</b>	720	2259	12	188.25	- 171.00	= 17.25	259	720	5.0	7.0	41.67 %
9	11/03/13	188	<b>185</b>	201	195	581	2840	15	189.33	- 188.25	= 1.08	259	720	6.0	9.0	40.00 %
10	11/03/13	189	<b>213</b>	<b>223</b>	<b>226</b>	662	3502	18	194.56	- 189.33	= 5.22	259	720	9.0	9.0	50.00 %
11	11/10/13	194	<b>224</b>	<b>225</b>	175	624	4126	21	196.48	- 194.56	= 1.92	259	720	11.0	10.0	52.38 %
12	11/17/13	196	<b>142</b>	<b>165</b>	160	467	4593	24	191.38	- 196.48	= -5.10	259	720	13.0	11.0	54.17 %
13	11/17/13	191	<b>180</b>	182	<b>234</b>	596	5189	27	192.19	- 191.38	= 0.81	259	720	14.0	13.0	51.85 %
14	12/01/13	192				0	5189	27	192.19	- 192.19	= 0.00	259	720	14.0	13.0	51.85 %
15	12/08/13	192				0	5189	27	192.19	- 192.19	= 0.00	259	720	14.0	13.0	51.85 %
16	12/15/13	192				0	5189	27	192.19	- 192.19	= 0.00	259	720	14.0	13.0	51.85 %

## End of 1st part

17	12/22/13	192	160	184	138	482	5671	30	189.03	- 192.19	= -3.15	259	720	14.0	16.0	46.67 %
18	12/29/13	189	<b>244</b>	151	<b>224</b>	619	6290	33	190.61	- 189.03	= 1.57	259	720	16.0	17.0	48.48 %
19	01/05/14	190	<b>245</b>	<b>236</b>	<b>234</b>	715	7005	36	194.58	- 190.61	= 3.98	259	720	19.0	17.0	52.78 %
20	01/12/14	194	<b>268</b>	<b>202</b>	<b>245</b>	715	7720	39	197.95	- 194.58	= 3.37	268	720	22.0	17.0	56.41 %
21	01/19/14	197	<b>268</b>	<b>223</b>	159	650	8370	42	199.29	- 197.95	= 1.34	268	720	24.0	18.0	57.14 %
22	01/26/14	199	<b>257</b>	<b>237</b>	173	667	9037	45	200.82	- 199.29	= 1.54	268	720	26.0	19.0	57.78 %
23	01/26/14	200				0	9037	45	200.82	- 200.82	= 0.00	268	720	26.0	19.0	57.78 %
24	02/02/14	200	<b>244</b>	195	244	683	9720	48	202.50	- 200.82	= 1.68	268	720	27.0	21.0	56.25 %
25	02/09/14	202	<b>196</b>	193	<b>216</b>	605	10325	51	202.45	- 202.50	= -0.05	268	720	29.0	22.0	56.86 %
26	02/16/14	202	192	209	188	589	10914	54	202.11	- 202.45	= -0.34	268	720	29.0	25.0	53.70 %
27	02/23/14	202	203	<b>263</b>	202	668	11582	57	203.19	- 202.11	= 1.08	268	720	30.0	27.0	52.63 %
28	03/02/14	203				0	11582	57	203.19	- 203.19	= 0.00	268	720	30.0	27.0	52.63 %
29	03/09/14	203	179	<b>218</b>	162	559	12141	60	202.35	- 203.19	= -0.84	268	720	31.0	29.0	51.67 %
30	03/09/14	202				0	12141	60	202.35	- 202.35	= 0.00	268	720	31.0	29.0	51.67 %
31	03/16/14	202	167	172	188	527	12668	63	201.08	- 202.35	= -1.27	268	720	31.0	32.0	49.21 %
32	03/23/14	201				0	12668	63	201.08	- 201.08	= 0.00	268	720	31.0	32.0	49.21 %

<100	100's	125's	150's	175's	200's	225's	250's	275's	300's
		4	12	16	13	13	5		
<400	400's	450's	500's	550's	600's	650's	700's	750's	800's
		3	3	4	3	5	3		

Ave of Game 1	Ave of Game 2	Ave of Game 3
203.43	201.24	198.57

High game of **268** on week **20** High series of **720** on week **8** High average of **203.19** after bowling week **27**  
 Low game of **138** on week **17** Low series of **467** on week **12** Low average of **170.67** after bowling week **1**

