

Sunday 9:00 am

Classic Lanes

Lanes 1 - 16

Note: This report includes information through March 23 which is week 32 of 32

Team 16: 3 Pin Stripers

Name	Pins	Gms	True Average	Book Ave	High Game	High Sers	Points Won	Points Lost	%Won
Zainer, Thomas	19089	90	212.10	220	290	717	50.5	39.5	56.11 %
Krol, Robert	12078	63	191.71	207	263	682	30.0	36.0	45.45 %
Krol, Rick	20794	96	216.60	222	299	835	43.0	53.0	44.79 %
Griffith, Dale	3463	15	230.87	237	279	743	6.5	8.5	43.33 %

Team History

Week No.	Bowling Date	Opp. Team	-1-	-2-	-3-	Total	Last Wk WON	Last Wk Lost	Points Won	Points Lost	Year-To-Date WON	Y-T-D LOST	High Game	High Sers
1	09/08/13	15	594	593	726	1913	14	2	14	2	14	2	726	1913
2	09/15/13	1	638	663	547	1848	6	10	20	12	20	12	726	1913
3	09/22/13	9	591	571	577	1739	4 ½	11 ½	24 ½	23 ½	24 ½	23 ½	726	1913
4	09/29/13	5	709	667	720	2096	14	2	38 ½	25 ½	38 ½	25 ½	726	2096
5	10/06/13	14	616	630	662	1908	9 ½	6 ½	48	32	48	32	726	2096
6	10/13/13	12	576	634	674	1884	10	6	58	38	58	38	726	2096
7	10/20/13	7	683	663	600	1946	10	6	68	44	68	44	726	2096
8	10/27/13	3	603	628	655	1886	2	14	70	58	70	58	726	2096
9	11/03/13	2	662	695	558	1915	7	9	77	67	77	67	726	2096
10	11/03/13	13	625	672	661	1958	8	8	85	75	85	75	726	2096
11	11/10/13	4	657	631	660	1948	2	14	87	89	87	89	726	2096
12	11/17/13	10	623	622	595	1840	2	14	89	103	89	103	726	2096
13	11/17/13	11	610	663	621	1894	11	5	100	108	100	108	726	2096
14	12/01/13	6	650	593	621	1864	4	12	104	120	104	120	726	2096
15	12/08/13	8	589	586	623	1798	4	12	108	132	108	132	726	2096
16	12/15/13	12	570	571	591	1732	3	13	111	145	111	145	726	2096

End of 1st part

17	12/22/13	15	639	615	578	1832	13	3	13	3	124	148	726	2096
18	12/29/13	1	552	540	569	1661	4	12	17	15	128	160	726	2096
19	01/05/14	9	650	616	592	1858	9	7	26	22	137	167	726	2096
20	01/12/14	5	722	564	644	1930	13	3	39	25	150	170	726	2096
21	01/19/14	14	659	623	626	1908	7	9	46	34	157	179	726	2096
22	01/26/14	12	594	649	683	1926	7	9	53	43	164	188	726	2096
23	01/26/14	7	515	534	523	1572	4	12	57	55	168	200	726	2096
24	02/02/14	3	525	667	763	1955	8	8	65	63	176	208	763	2096
25	02/09/14	2	716	676	574	1966	12	4	77	67	188	212	763	2096
26	02/16/14	13	581	592	632	1805	5	11	82	78	193	223	763	2096
27	02/23/14	4	587	614	662	1863	13	3	95	81	206	226	763	2096
28	03/02/14	10	657	644	596	1897	9	7	104	88	215	233	763	2096
29	03/09/14	11	648	641	576	1865	9	7	113	95	224	240	763	2096
30	03/09/14	6	625	669	629	1923	9	7	122	102	233	247	763	2096
31	03/16/14	8	702	759	663	2124	13	3	135	105	246	250	763	2124
32	03/23/14	11	565	643	603	1811	4	12	139	117	250	262	763	2124

Sunday Morning Threesome

Sunday 9:00 am

Classic Lanes

Lanes 1 - 16

Note: This report includes information through March 23 which is week 32 of 32

Thomas Zainer's Bowling Record - Team 16: 3 Pin Stripers

Week No.	Bowling Date	Old Ave	---Average Change---			Total	Pins	Gms	New - Old --> +/-			High Game	High Sers	Points Won	Points Lost	%Won
			-1-	-2-	-3-											
1	09/08/13	bk220	215	200	257	672	672	3	224.00	- 0.00	= 224.00	257	672	3.0		100.00 %
2	09/15/13	bk220	224	269	148	641	1313	6	218.83	- 224.00	= -5.17	269	672	4.0	2.0	66.67 %
3	09/22/13	bk220	186	212	194	592	1905	9	211.67	- 218.83	= -7.17	269	672	5.5	3.5	61.11 %
4	09/29/13	211	230	232	248	710	2615	12	217.92	- 211.67	= 6.25	269	710	8.5	3.5	70.83 %
5	10/06/13	217				0	2615	12	217.92	- 217.92	= 0.00	269	710	8.5	3.5	70.83 %
6	10/13/13	217	169	235	257	661	3276	15	218.40	- 217.92	= 0.48	269	710	10.5	4.5	70.00 %
7	10/20/13	218	213	193	216	622	3898	18	216.56	- 218.40	= -1.84	269	710	10.5	7.5	58.33 %
8	10/27/13	216	203	235	201	639	4537	21	216.05	- 216.56	= -0.51	269	710	12.5	8.5	59.52 %
9	11/03/13	216	181	239	163	583	5120	24	213.33	- 216.05	= -2.71	269	710	13.5	10.5	56.25 %
10	11/03/13	213	233	192	208	633	5753	27	213.07	- 213.33	= -0.26	269	710	15.5	11.5	57.41 %
11	11/10/13	213				0	5753	27	213.07	- 213.07	= 0.00	269	710	15.5	11.5	57.41 %
12	11/17/13	213	209	213	205	627	6380	30	212.67	- 213.07	= -0.41	269	710	17.5	12.5	58.33 %
13	11/17/13	212	183	170	163	516	6896	33	208.97	- 212.67	= -3.70	269	710	18.5	14.5	56.06 %
14	12/01/13	208	257	212	247	716	7612	36	211.44	- 208.97	= 2.47	269	716	19.5	16.5	54.17 %
15	12/08/13	211	196	190	238	624	8236	39	211.18	- 211.44	= -0.26	269	716	20.5	18.5	52.56 %
16	12/15/13	211	177	164	172	513	8749	42	208.31	- 211.18	= -2.87	269	716	20.5	21.5	48.81 %

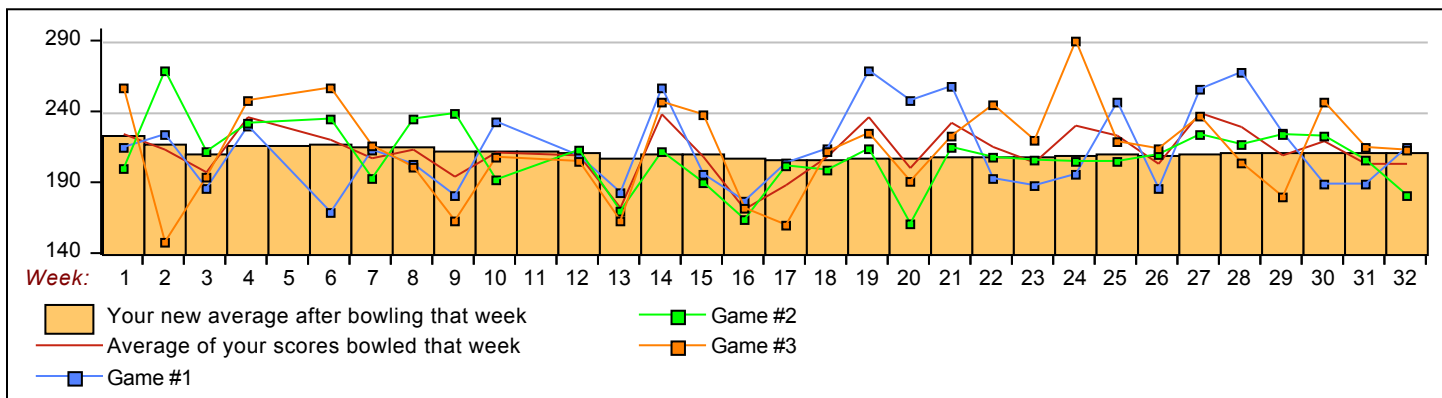
End of 1st part

17	12/22/13	208	204	202	160	566	9315	45	207.00	- 208.31	= -1.31	269	716	23.5	21.5	52.22 %
18	12/29/13	207	214	199	212	625	9940	48	207.08	- 207.00	= 0.08	269	716	24.5	23.5	51.04 %
19	01/05/14	207	269	214	225	708	10648	51	208.78	- 207.08	= 1.70	269	716	26.5	24.5	51.96 %
20	01/12/14	208	248	161	191	600	11248	54	208.30	- 208.78	= -0.49	269	716	28.5	25.5	52.78 %
21	01/19/14	208	258	215	223	696	11944	57	209.54	- 208.30	= 1.25	269	716	31.5	25.5	55.26 %
22	01/26/14	209	193	208	245	646	12590	60	209.83	- 209.54	= 0.29	269	716	33.5	26.5	55.83 %
23	01/26/14	209	188	206	220	614	13204	63	209.59	- 209.83	= -0.25	269	716	35.5	27.5	56.35 %
24	02/02/14	209	196	205	290	691	13895	66	210.53	- 209.59	= 0.94	290	716	37.5	28.5	56.82 %
25	02/09/14	210	247	205	219	671	14566	69	211.10	- 210.53	= 0.57	290	716	40.5	28.5	58.70 %
26	02/16/14	211	186	210	214	610	15176	72	210.78	- 211.10	= -0.32	290	716	40.5	31.5	56.25 %
27	02/23/14	210	256	224	237	717	15893	75	211.91	- 210.78	= 1.13	290	717	42.5	32.5	56.67 %
28	03/02/14	211	268	217	204	689	16582	78	212.59	- 211.91	= 0.68	290	717	44.5	33.5	57.05 %
29	03/09/14	212	225	224	180	629	17211	81	212.48	- 212.59	= -0.11	290	717	46.5	34.5	57.41 %
30	03/09/14	212	189	223	247	659	17870	84	212.74	- 212.48	= 0.26	290	717	47.5	36.5	56.55 %
31	03/16/14	212	189	206	215	610	18480	87	212.41	- 212.74	= -0.32	290	717	48.5	38.5	55.75 %
32	03/23/14	212	215	181	213	609	19089	90	212.10	- 212.41	= -0.31	290	717	50.5	39.5	56.11 %

<100	100's	125's	150's	175's	200's	225's	250's	275's	300's
		1	8	19	37	16	8	1	
<400	400's	450's	500's	550's	600's	650's	700's	750's	800's
			2	3	14	7	4		

Ave of Game 1	Ave of Game 2	Ave of Game 3
214.03	208.53	213.73

High game of 290 on week 24 High series of 717 on week 2 High average of 224.00 after bowling week 1
 Low game of 148 on week 2 Low series of 513 on week 16 Low average of 207.00 after bowling week 17



Sunday Morning Threesome

Sunday 9:00 am

Classic Lanes

Lanes 1 - 16

Note: This report includes information through March 23 which is week 32 of 32

Robert Krol's Bowling Record - Team 16: 3 Pin Stripers

Week No.	Bowling Date	Old Ave	Average Change			Total	Pins	Gms	---Average Change---			High Game	High Sers	Points Won	Points Lost	%Won
			-1-	-2-	-3-				New	Old	+/-					
1	09/08/13	bk207	222	223	236	681	681	3	227.00	- 0.00	= 227.00	236	681	3.0	1.0	100.00 %
2	09/15/13	bk207	211	200	184	595	1276	6	212.67	- 227.00	= -14.33	236	681	5.0	1.0	83.33 %
3	09/22/13	bk207	171	190	158	519	1795	9	199.44	- 212.67	= -13.22	236	681	5.0	4.0	55.56 %
4	09/29/13	199	235	222	225	682	2477	12	206.42	- 199.44	= 6.97	236	682	8.0	4.0	66.67 %
5	10/06/13	206	187	212	193	592	3069	15	204.60	- 206.42	= -1.82	236	682	10.0	5.0	66.67 %
6	10/13/13	204	192	173	194	559	3628	18	201.56	- 204.60	= -3.04	236	682	11.0	7.0	61.11 %
7	10/20/13	201	223	223	171	617	4245	21	202.14	- 201.56	= 0.59	236	682	13.0	8.0	61.90 %
8	10/27/13	202	177	196	186	559	4804	24	200.17	- 202.14	= -1.98	236	682	13.0	11.0	54.17 %
9	11/03/13	200	244	211	180	635	5439	27	201.44	- 200.17	= 1.28	244	682	14.0	13.0	51.85 %
10	11/03/13	201	177	237	199	613	6052	30	201.73	- 201.44	= 0.29	244	682	16.0	14.0	53.33 %
11	11/10/13	201	175	217	219	611	6663	33	201.91	- 201.73	= 0.18	244	682	18.0	15.0	54.55 %
12	11/17/13	201				0	6663	33	201.91	- 201.91	= 0.00	244	682	18.0	15.0	54.55 %
13	11/17/13	201				0	6663	33	201.91	- 201.91	= 0.00	244	682	18.0	15.0	54.55 %
14	12/01/13	201	a181	a181	a181	543	6663	33	201.91	- 201.91	= 0.00	244	682	18.0	15.0	54.55 %
15	12/08/13	201	a181	a181	a181	543	6663	33	201.91	- 201.91	= 0.00	244	682	20.0	16.0	55.56 %
16	12/15/13	201	a181	a181	a181	543	6663	33	201.91	- 201.91	= 0.00	244	682	20.0	16.0	55.56 %

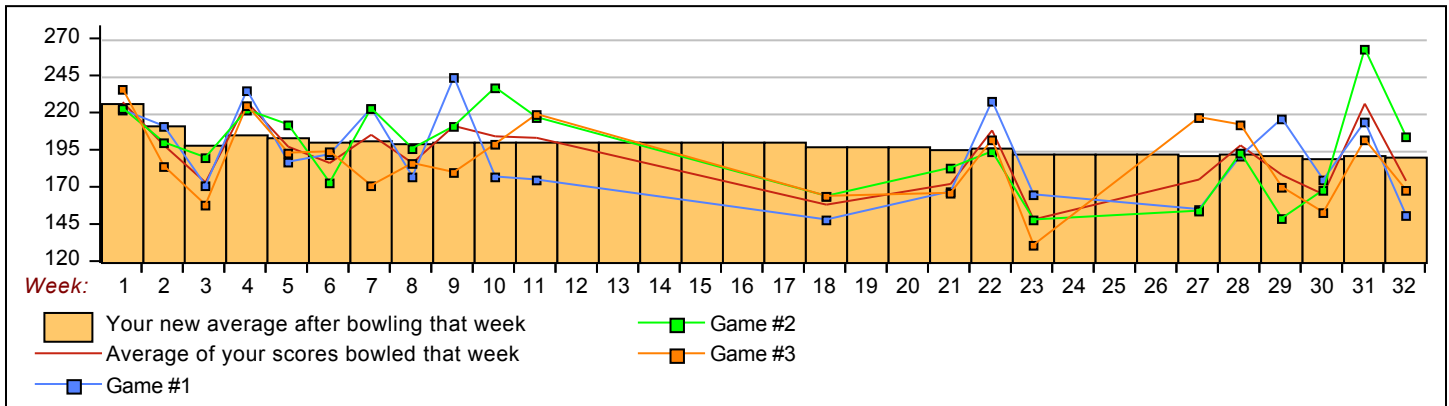
End of 1st part

17	12/22/13	201				0	6663	33	201.91	- 201.91	= 0.00	244	682	20.0	16.0	55.56 %
18	12/29/13	201	148	164	164	476	7139	36	198.31	- 201.91	= -3.60	244	682	20.0	19.0	51.28 %
19	01/05/14	198				0	7139	36	198.31	- 198.31	= 0.00	244	682	20.0	19.0	51.28 %
20	01/12/14	198				0	7139	36	198.31	- 198.31	= 0.00	244	682	20.0	19.0	51.28 %
21	01/19/14	198	167	183	166	516	7655	39	196.28	- 198.31	= -2.02	244	682	20.0	22.0	47.62 %
22	01/26/14	196	228	194	202	624	8279	42	197.12	- 196.28	= 0.84	244	682	22.0	23.0	48.89 %
23	01/26/14	197	165	148	131	444	8723	45	193.84	- 197.12	= -3.27	244	682	22.0	26.0	45.83 %
24	02/02/14	193				0	8723	45	193.84	- 193.84	= 0.00	244	682	22.0	26.0	45.83 %
25	02/09/14	193				0	8723	45	193.84	- 193.84	= 0.00	244	682	22.0	26.0	45.83 %
26	02/16/14	193				0	8723	45	193.84	- 193.84	= 0.00	244	682	22.0	26.0	45.83 %
27	02/23/14	193	155	154	217	526	9249	48	192.69	- 193.84	= -1.16	244	682	23.0	28.0	45.10 %
28	03/02/14	192	191	193	212	596	9845	51	193.04	- 192.69	= 0.35	244	682	25.0	29.0	46.30 %
29	03/09/14	193	216	149	170	535	10380	54	192.22	- 193.04	= -0.82	244	682	26.0	31.0	45.61 %
30	03/09/14	192	175	168	153	496	10876	57	190.81	- 192.22	= -1.42	244	682	27.0	33.0	45.00 %
31	03/16/14	190	214	263	202	679	11555	60	192.58	- 190.81	= 1.78	263	682	29.0	34.0	46.03 %
32	03/23/14	192	151	204	168	523	12078	63	191.71	- 192.58	= -0.87	263	682	30.0	36.0	45.45 %

<100	100's	125's	150's	175's	200's	225's	250's	275's	300's
		4	16	18	18	6	1		
<400	400's	450's	500's	550's	600's	650's	700's	750's	800's
	1	2	5	5	5	3			

Ave of Game 1	Ave of Game 2	Ave of Game 3
191.62	196.38	187.14

High game of 263 on week 31 High series of 682 on week 4 High average of 227.00 after bowling week 1
 Low game of 131 on week 23 Low series of 444 on week 23 Low average of 190.81 after bowling week 30



Sunday Morning Threesome

Sunday 9:00 am

Classic Lanes

Lanes 1 - 16

Note: This report includes information through March 23 which is week 32 of 32

Rick Krol's Bowling Record - Team 16: 3 Pin Strippers

Week No.	Bowling Date	Old Ave	---Average Change---			Total	Pins	Gms	New - Old --> +/-			High Game	High Sers	Points Won	Points Lost	%Won
			-1-	-2-	-3-											
1	09/08/13	bk222	157	170	233	560	560	3	186.67	- 0.00	= 186.67	233	560	1.0	2.0	33.33 %
2	09/15/13	bk222	203	194	215	612	1172	6	195.33	- 186.67	= 8.67	233	612	2.0	4.0	33.33 %
3	09/22/13	bk222	234	169	225	628	1800	9	200.00	- 195.33	= 4.67	234	628	3.0	6.0	33.33 %
4	09/29/13	200	244	213	247	704	2504	12	208.67	- 200.00	= 8.67	247	704	4.0	8.0	33.33 %
5	10/06/13	208	202	204	212	618	3122	15	208.13	- 208.67	= -0.53	247	704	5.0	10.0	33.33 %
6	10/13/13	208	215	226	223	664	3786	18	210.33	- 208.13	= 2.20	247	704	7.0	11.0	38.89 %
7	10/20/13	210	247	247	213	707	4493	21	213.95	- 210.33	= 3.62	247	707	10.0	11.0	47.62 %
8	10/27/13	213	223	197	268	688	5181	24	215.88	- 213.95	= 1.92	268	707	10.0	14.0	41.67 %
9	11/03/13	215	237	245	215	697	5878	27	217.70	- 215.88	= 1.83	268	707	11.0	16.0	40.74 %
10	11/03/13	217	215	243	254	712	6590	30	219.67	- 217.70	= 1.96	268	712	12.0	18.0	40.00 %
11	11/10/13	219	226	233	218	677	7267	33	220.21	- 219.67	= 0.55	268	712	12.0	21.0	36.36 %
12	11/17/13	220	193	188	176	557	7824	36	217.33	- 220.21	= -2.88	268	712	12.0	24.0	33.33 %
13	11/17/13	217	215	225	195	635	8459	39	216.90	- 217.33	= -0.44	268	712	14.0	25.0	35.90 %
14	12/01/13	216	212	200	193	605	9064	42	215.81	- 216.90	= -1.09	268	712	15.0	27.0	35.71 %
15	12/08/13	215	212	215	204	631	9695	45	215.44	- 215.81	= -0.37	268	712	16.0	29.0	35.56 %
16	12/15/13	215	212	226	238	676	10371	48	216.06	- 215.44	= 0.62	268	712	19.0	29.0	39.58 %

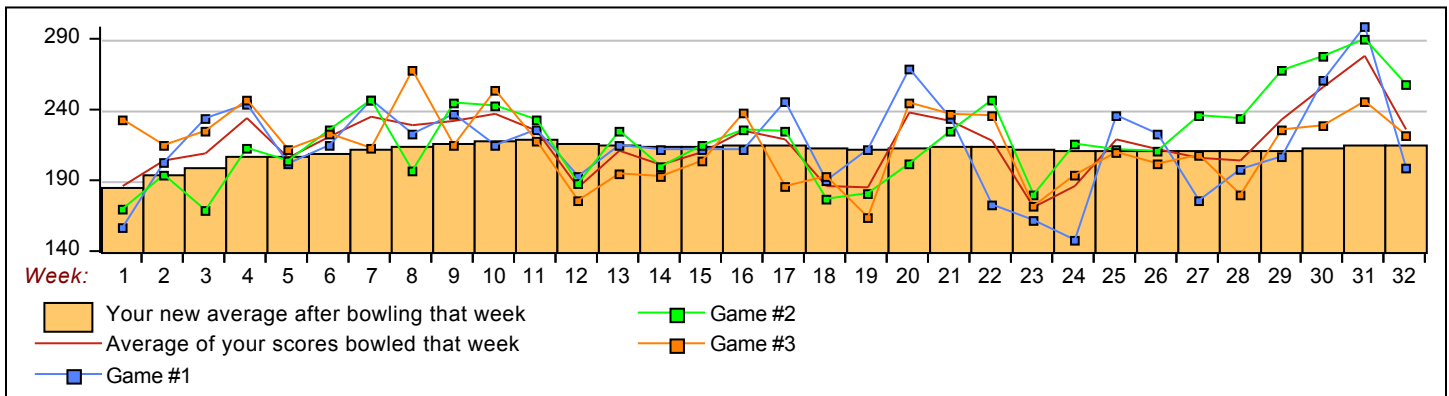
End of 1st part

17	12/22/13	216	246	225	186	657	11028	51	216.24	- 216.06	= 0.17	268	712	20.0	31.0	39.22 %
18	12/29/13	216	190	177	193	560	11588	54	214.59	- 216.24	= -1.64	268	712	21.0	33.0	38.89 %
19	01/05/14	214	212	181	164	557	12145	57	213.07	- 214.59	= -1.52	268	712	21.0	36.0	36.84 %
20	01/12/14	213	269	202	245	716	12861	60	214.35	- 213.07	= 1.28	269	716	24.0	36.0	40.00 %
21	01/19/14	214	234	225	237	696	13557	63	215.19	- 214.35	= 0.84	269	716	26.0	37.0	41.27 %
22	01/26/14	215	173	247	236	656	14213	66	215.35	- 215.19	= 0.16	269	716	27.0	39.0	40.91 %
23	01/26/14	215	162	180	172	514	14727	69	213.43	- 215.35	= -1.91	269	716	29.0	40.0	42.03 %
24	02/02/14	213	148	216	194	558	15285	72	212.29	- 213.43	= -1.14	269	716	29.0	43.0	40.28 %
25	02/09/14	212	236	212	210	658	15943	75	212.57	- 212.29	= 0.28	269	716	31.0	44.0	41.33 %
26	02/16/14	212	223	211	202	636	16579	78	212.55	- 212.57	= -0.02	269	716	32.0	46.0	41.03 %
27	02/23/14	212	176	236	208	620	17199	81	212.33	- 212.55	= -0.22	269	716	35.0	46.0	43.21 %
28	03/02/14	212	198	234	180	612	17811	84	212.04	- 212.33	= -0.30	269	716	36.0	48.0	42.86 %
29	03/09/14	212	207	268	226	701	18512	87	212.78	- 212.04	= 0.75	269	716	37.0	50.0	42.53 %
30	03/09/14	212	261	278	229	768	19280	90	214.22	- 212.78	= 1.44	278	768	39.0	51.0	43.33 %
31	03/16/14	214	299	290	246	835	20115	93	216.29	- 214.22	= 2.07	299	835	42.0	51.0	45.16 %
32	03/23/14	216	199	258	222	679	20794	96	216.60	- 216.29	= 0.31	299	835	43.0	53.0	44.79 %

<100	100's	125's	150's	175's	200's	225's	250's	275's	300's
		1	7	18	31	30	6	3	
<400	400's	450's	500's	550's	600's	650's	700's	750's	800's
			1	5	9	10	5	1	1

Ave of Game 1	Ave of Game 2	Ave of Game 3
215.00	219.84	214.97

High game of **299** on week **31** High series of **835** on week **31** High average of **220.21** after bowling week **11**
 Low game of **148** on week **24** Low series of **514** on week **23** Low average of **186.67** after bowling week **1**



Sunday Morning Threesome

Sunday 9:00 am

Classic Lanes

Lanes 1 - 16

Note: This report includes information through March 23 which is week 32 of 32

Dale Griffith's Bowling Record - Team 16: 3 Pin Strippers

Week No.	Bowling Date	Old Ave	---Average Change---			Total	Pins	Gms	---Average Change---			High Game	High Sers	Points Won	Points Lost	%Won		
			-1-	-2-	-3-				New	Old	+/-							
1	09/08/13	bk237				0	0	0	-	0.00	=	0.00	0	0			0.00 %	
2	09/15/13	bk237				0	0	0	-	0.00	=	0.00	0	0			0.00 %	
3	09/22/13	bk237				0	0	0	-	0.00	=	0.00	0	0			0.00 %	
4	09/29/13	bk237				0	0	0	-	0.00	=	0.00	0	0			0.00 %	
5	10/06/13	bk237	227	214	257	698	698	3	232.67	-	0.00	=	232.67	257	698	1.5	1.5	50.00 %
6	10/13/13	bk237				0	698	3	232.67	-	232.67	=	0.00	257	698	1.5	1.5	50.00 %
7	10/20/13	bk237				0	698	3	232.67	-	232.67	=	0.00	257	698	1.5	1.5	50.00 %
8	10/27/13	bk237				0	698	3	232.67	-	232.67	=	0.00	257	698	1.5	1.5	50.00 %
9	11/03/13	bk237				0	698	3	232.67	-	232.67	=	0.00	257	698	1.5	1.5	50.00 %
10	11/03/13	bk237				0	698	3	232.67	-	232.67	=	0.00	257	698	1.5	1.5	50.00 %
11	11/10/13	bk237	256	181	223	660	1358	6	226.33	-	232.67	=	-6.33	257	698	1.5	4.5	25.00 %
12	11/17/13	bk237	221	221	214	656	2014	9	223.78	-	226.33	=	-2.56	257	698	1.5	7.5	16.67 %
13	11/17/13	223	212	268	263	743	2757	12	229.75	-	223.78	=	5.97	268	743	4.5	7.5	37.50 %
14	12/01/13	229				0	2757	12	229.75	-	229.75	=	0.00	268	743	4.5	7.5	37.50 %
15	12/08/13	229				0	2757	12	229.75	-	229.75	=	0.00	268	743	4.5	7.5	37.50 %
16	12/15/13	229				0	2757	12	229.75	-	229.75	=	0.00	268	743	4.5	7.5	37.50 %

End of 1st part

17	12/22/13	229				0	2757	12	229.75	-	229.75	=	0.00	268	743	4.5	7.5	37.50 %
18	12/29/13	229				0	2757	12	229.75	-	229.75	=	0.00	268	743	4.5	7.5	37.50 %
19	01/05/14	229				0	2757	12	229.75	-	229.75	=	0.00	268	743	4.5	7.5	37.50 %
20	01/12/14	229				0	2757	12	229.75	-	229.75	=	0.00	268	743	4.5	7.5	37.50 %
21	01/19/14	229				0	2757	12	229.75	-	229.75	=	0.00	268	743	4.5	7.5	37.50 %
22	01/26/14	229				0	2757	12	229.75	-	229.75	=	0.00	268	743	4.5	7.5	37.50 %
23	01/26/14	229				0	2757	12	229.75	-	229.75	=	0.00	268	743	4.5	7.5	37.50 %
24	02/02/14	229	181	246	279	706	3463	15	230.87	-	229.75	=	1.12	279	743	6.5	8.5	43.33 %
25	02/09/14	230				0	3463	15	230.87	-	230.87	=	0.00	279	743	6.5	8.5	43.33 %
26	02/16/14	230				0	3463	15	230.87	-	230.87	=	0.00	279	743	6.5	8.5	43.33 %
27	02/23/14	230				0	3463	15	230.87	-	230.87	=	0.00	279	743	6.5	8.5	43.33 %
28	03/02/14	230				0	3463	15	230.87	-	230.87	=	0.00	279	743	6.5	8.5	43.33 %
29	03/09/14	230				0	3463	15	230.87	-	230.87	=	0.00	279	743	6.5	8.5	43.33 %
30	03/09/14	230				0	3463	15	230.87	-	230.87	=	0.00	279	743	6.5	8.5	43.33 %
31	03/16/14	230				0	3463	15	230.87	-	230.87	=	0.00	279	743	6.5	8.5	43.33 %
32	03/23/14	230				0	3463	15	230.87	-	230.87	=	0.00	279	743	6.5	8.5	43.33 %

<100	100's	125's	150's	175's	200's	225's	250's	275's	300's
				2	6	2	4	1	
<400	400's	450's	500's	550's	600's	650's	700's	750's	800's
						3	2		

Ave of Game 1 219.40 **Ave of Game 2** 226.00 **Ave of Game 3** 247.20

High game of 279 on week 24 high series of 743 on week 18 high average of 232.67 after bowling week 5
 Low game of 181 on week 11 low series of 656 on week 12 low average of 223.78 after bowling week 12

