

Sunday 9:00 am

**Classic Lanes**

Lanes 1 - 16

Note: This report includes information through March 23 which is week 32 of 32

**Team 2: Wild Boyz**

| Name              | Pins  | Gms | True Average | Book Ave | High Game | High Sers | Points Won | Points Lost | %Won    |
|-------------------|-------|-----|--------------|----------|-----------|-----------|------------|-------------|---------|
| Hill, Jason       | 20494 | 93  | 220.37       | 215      | 300       | 805       | 37.0       | 56.0        | 39.78 % |
| Kenealy Jr, David | 20727 | 96  | 215.91       | 206      | 268       | 707       | 48.0       | 48.0        | 50.00 % |
| Lederhaus, Zac    | 9874  | 54  | 182.85       | 193      | 267       | 628       | 21.0       | 33.0        | 38.89 % |
| Hill, Tom         | 2224  | 12  | 185.33       | 185      | 226       | 596       | 8.0        | 4.0         | 66.67 % |

**Team History**

| Week No. | Bowling Date | Opp. Team | -1- | -2- | -3- | Total | Last Wk WON | Last Wk Lost | Points Won | Points Lost | Year-To-Date WON | Y-T-D LOST | High Game | High Sers |
|----------|--------------|-----------|-----|-----|-----|-------|-------------|--------------|------------|-------------|------------------|------------|-----------|-----------|
| 1        | 09/08/13     | 1         | 660 | 731 | 588 | 1979  | 14          | 2            | 14         | 2           | 14               | 2          | 731       | 1979      |
| 2        | 09/15/13     | 9         | 588 | 616 | 665 | 1869  | 6           | 10           | 20         | 12          | 20               | 12         | 731       | 1979      |
| 3        | 09/22/13     | 5         | 650 | 695 | 633 | 1978  | 14          | 2            | 34         | 14          | 34               | 14         | 731       | 1979      |
| 4        | 09/29/13     | 15        | 576 | 580 | 637 | 1793  | 3           | 13           | 37         | 27          | 37               | 27         | 731       | 1979      |
| 5        | 10/06/13     | 12        | 611 | 690 | 689 | 1990  | 11          | 5            | 48         | 32          | 48               | 32         | 731       | 1990      |
| 6        | 10/13/13     | 7         | 559 | 645 | 628 | 1832  | 4           | 12           | 52         | 44          | 52               | 44         | 731       | 1990      |
| 7        | 10/20/13     | 3         | 634 | 641 | 616 | 1891  | 9           | 7            | 61         | 51          | 61               | 51         | 731       | 1990      |
| 8        | 10/27/13     | 14        | 572 | 599 | 672 | 1843  | 2           | 14           | 63         | 65          | 63               | 65         | 731       | 1990      |
| 9        | 11/03/13     | 16        | 593 | 687 | 682 | 1962  | 9           | 7            | 72         | 72          | 72               | 72         | 731       | 1990      |
| 10       | 11/03/13     | 4         | 619 | 552 | 649 | 1820  | 5           | 11           | 77         | 83          | 77               | 83         | 731       | 1990      |
| 11       | 11/10/13     | 13        | 651 | 707 | 652 | 2010  | 10          | 6            | 87         | 89          | 87               | 89         | 731       | 2010      |
| 12       | 11/17/13     | 6         | 695 | 619 | 659 | 1973  | 11          | 5            | 98         | 94          | 98               | 94         | 731       | 2010      |
| 13       | 11/17/13     | 8         | 667 | 616 | 642 | 1925  | 14          | 2            | 112        | 96          | 112              | 96         | 731       | 2010      |
| 14       | 12/01/13     | 11        | 560 | 597 | 669 | 1826  | 7           | 9            | 119        | 105         | 119              | 105        | 731       | 2010      |
| 15       | 12/08/13     | 10        | 651 | 549 | 635 | 1835  | 5           | 11           | 124        | 116         | 124              | 116        | 731       | 2010      |
| 16       | 12/15/13     | 11        | 630 | 621 | 582 | 1833  | 3           | 13           | 127        | 129         | 127              | 129        | 731       | 2010      |

**End of 1st part**

|    |          |    |     |     |     |      |    |    |    |     |     |     |     |      |
|----|----------|----|-----|-----|-----|------|----|----|----|-----|-----|-----|-----|------|
| 17 | 12/22/13 | 1  | 619 | 622 | 622 | 1863 | 9  | 7  | 9  | 7   | 136 | 136 | 731 | 2010 |
| 18 | 12/29/13 | 9  | 631 | 629 | 632 | 1892 | 13 | 3  | 22 | 10  | 149 | 139 | 731 | 2010 |
| 19 | 01/05/14 | 5  | 651 | 555 | 509 | 1715 | 5  | 11 | 27 | 21  | 154 | 150 | 731 | 2010 |
| 20 | 01/12/14 | 15 | 583 | 629 | 655 | 1867 | 2  | 14 | 29 | 35  | 156 | 164 | 731 | 2010 |
| 21 | 01/19/14 | 12 | 573 | 478 | 627 | 1678 | 0  | 16 | 29 | 51  | 156 | 180 | 731 | 2010 |
| 22 | 01/26/14 | 7  | 609 | 550 | 663 | 1822 | 10 | 6  | 39 | 57  | 166 | 186 | 731 | 2010 |
| 23 | 01/26/14 | 3  | 591 | 560 | 623 | 1774 | 1  | 15 | 40 | 72  | 167 | 201 | 731 | 2010 |
| 24 | 02/02/14 | 14 | 540 | 577 | 547 | 1664 | 3  | 13 | 43 | 85  | 170 | 214 | 731 | 2010 |
| 25 | 02/09/14 | 16 | 576 | 610 | 624 | 1810 | 4  | 12 | 47 | 97  | 174 | 226 | 731 | 2010 |
| 26 | 02/16/14 | 4  | 559 | 562 | 573 | 1694 | 3  | 13 | 50 | 110 | 177 | 239 | 731 | 2010 |
| 27 | 02/23/14 | 13 | 559 | 582 | 582 | 1723 | 3  | 13 | 53 | 123 | 180 | 252 | 731 | 2010 |
| 28 | 03/02/14 | 6  | 561 | 633 | 579 | 1773 | 2  | 14 | 55 | 137 | 182 | 266 | 731 | 2010 |
| 29 | 03/09/14 | 8  | 655 | 691 | 641 | 1987 | 13 | 3  | 68 | 140 | 195 | 269 | 731 | 2010 |
| 30 | 03/09/14 | 11 | 580 | 515 | 615 | 1710 | 1  | 15 | 69 | 155 | 196 | 284 | 731 | 2010 |
| 31 | 03/16/14 | 10 | 676 | 661 | 648 | 1985 | 10 | 6  | 79 | 161 | 206 | 290 | 731 | 2010 |
| 32 | 03/23/14 | 5  | 584 | 625 | 659 | 1868 | 14 | 2  | 93 | 163 | 220 | 292 | 731 | 2010 |

# Sunday Morning Threesome

Sunday 9:00 am

Classic Lanes

Lanes 1 - 16

Note: This report includes information through March 23 which is week 32 of 32

## Jason Hill's Bowling Record - Team 2: Wild Boyz

| Week No. | Bowling Date | Old Ave | Average Change |     |     | Total | Pins  | Gms | ---Average Change--- |          |          | High Game | High Sers | Points Won | Points Lost | %Won     |
|----------|--------------|---------|----------------|-----|-----|-------|-------|-----|----------------------|----------|----------|-----------|-----------|------------|-------------|----------|
|          |              |         | -1-            | -2- | -3- |       |       |     | New                  | Old      | +/-      |           |           |            |             |          |
| 1        | 09/08/13     | bk215   | 255            | 230 | 256 | 741   | 741   | 3   | 247.00               | - 0.00   | = 247.00 | 256       | 741       | 3.0        |             | 100.00 % |
| 2        | 09/15/13     | bk215   | 240            | 264 | 238 | 742   | 1483  | 6   | 247.17               | - 247.00 | = 0.17   | 264       | 742       | 5.0        | 1.0         | 83.33 %  |
| 3        | 09/22/13     | bk215   | 257            | 300 | 248 | 805   | 2288  | 9   | 254.22               | - 247.17 | = 7.06   | 300       | 805       | 8.0        | 1.0         | 88.89 %  |
| 4        | 09/29/13     | 254     | 254            | 215 | 215 | 684   | 2972  | 12  | 247.67               | - 254.22 | = -6.56  | 300       | 805       | 9.0        | 3.0         | 75.00 %  |
| 5        | 10/06/13     | 247     | 235            | 222 | 279 | 736   | 3708  | 15  | 247.20               | - 247.67 | = -0.47  | 300       | 805       | 11.0       | 4.0         | 73.33 %  |
| 6        | 10/13/13     | 247     | 211            | 259 | 225 | 695   | 4403  | 18  | 244.61               | - 247.20 | = -2.59  | 300       | 805       | 12.0       | 6.0         | 66.67 %  |
| 7        | 10/20/13     | 244     | 205            | 224 | 179 | 608   | 5011  | 21  | 238.62               | - 244.61 | = -5.99  | 300       | 805       | 12.0       | 9.0         | 57.14 %  |
| 8        | 10/27/13     | 238     | 219            | 178 | 235 | 632   | 5643  | 24  | 235.13               | - 238.62 | = -3.49  | 300       | 805       | 12.0       | 12.0        | 50.00 %  |
| 9        | 11/03/13     | 235     | 214            | 279 | 256 | 749   | 6392  | 27  | 236.74               | - 235.13 | = 1.62   | 300       | 805       | 14.0       | 13.0        | 51.85 %  |
| 10       | 11/03/13     | 236     | 191            | 205 | 187 | 583   | 6975  | 30  | 232.50               | - 236.74 | = -4.24  | 300       | 805       | 14.0       | 16.0        | 46.67 %  |
| 11       | 11/10/13     | 232     | 198            | 280 | 267 | 745   | 7720  | 33  | 233.94               | - 232.50 | = 1.44   | 300       | 805       | 16.0       | 17.0        | 48.48 %  |
| 12       | 11/17/13     | 233     | 268            | 200 | 224 | 692   | 8412  | 36  | 233.67               | - 233.94 | = -0.27  | 300       | 805       | 18.0       | 18.0        | 50.00 %  |
| 13       | 11/17/13     | 233     | 219            | 237 | 210 | 666   | 9078  | 39  | 232.77               | - 233.67 | = -0.90  | 300       | 805       | 20.0       | 19.0        | 51.28 %  |
| 14       | 12/01/13     | 232     | 149            | 170 | 268 | 587   | 9665  | 42  | 230.12               | - 232.77 | = -2.65  | 300       | 805       | 21.0       | 21.0        | 50.00 %  |
| 15       | 12/08/13     | 230     | 211            | 186 | 255 | 652   | 10317 | 45  | 229.27               | - 230.12 | = -0.85  | 300       | 805       | 22.0       | 23.0        | 48.89 %  |
| 16       | 12/15/13     | 229     | 225            | 212 | 213 | 650   | 10967 | 48  | 228.48               | - 229.27 | = -0.79  | 300       | 805       | 22.0       | 26.0        | 45.83 %  |

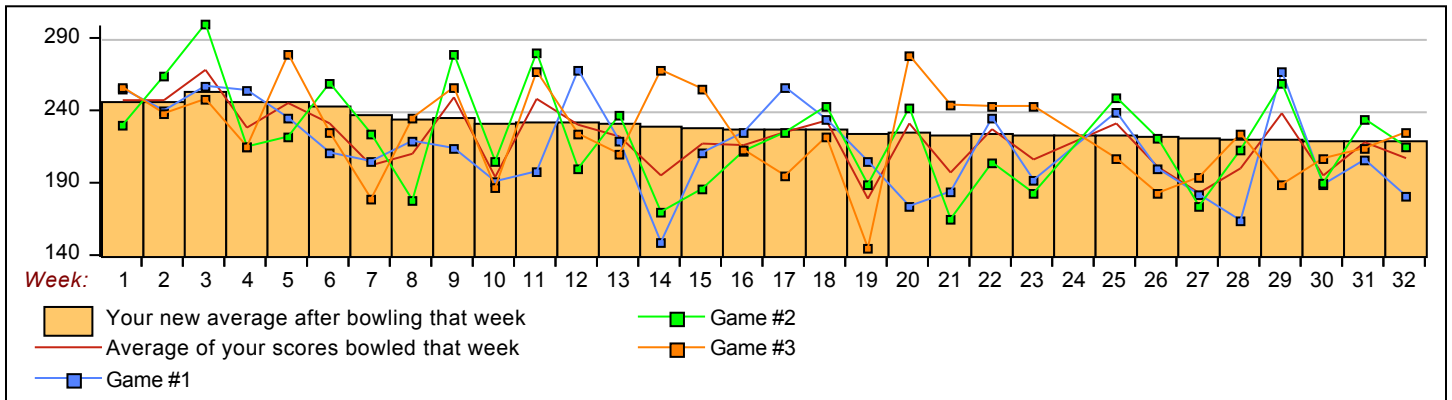
## End of 1st part

|    |          |     |     |     |     |     |       |    |        |          |         |     |     |      |      |         |
|----|----------|-----|-----|-----|-----|-----|-------|----|--------|----------|---------|-----|-----|------|------|---------|
| 17 | 12/22/13 | 228 | 256 | 225 | 195 | 676 | 11643 | 51 | 228.29 | - 228.48 | = -0.19 | 300 | 805 | 23.0 | 28.0 | 45.10 % |
| 18 | 12/29/13 | 228 | 234 | 243 | 222 | 699 | 12342 | 54 | 228.56 | - 228.29 | = 0.26  | 300 | 805 | 25.0 | 29.0 | 46.30 % |
| 19 | 01/05/14 | 228 | 205 | 189 | 145 | 539 | 12881 | 57 | 225.98 | - 228.56 | = -2.57 | 300 | 805 | 25.0 | 32.0 | 43.86 % |
| 20 | 01/12/14 | 225 | 174 | 242 | 278 | 694 | 13575 | 60 | 226.25 | - 225.98 | = 0.27  | 300 | 805 | 26.0 | 34.0 | 43.33 % |
| 21 | 01/19/14 | 226 | 184 | 165 | 244 | 593 | 14168 | 63 | 224.89 | - 226.25 | = -1.36 | 300 | 805 | 26.0 | 37.0 | 41.27 % |
| 22 | 01/26/14 | 224 | 235 | 204 | 243 | 682 | 14850 | 66 | 225.00 | - 224.89 | = 0.11  | 300 | 805 | 28.0 | 38.0 | 42.42 % |
| 23 | 01/26/14 | 225 | 192 | 183 | 243 | 618 | 15468 | 69 | 224.17 | - 225.00 | = -0.83 | 300 | 805 | 29.0 | 40.0 | 42.03 % |
| 24 | 02/02/14 | 224 |     |     |     | 0   | 15468 | 69 | 224.17 | - 224.17 | = 0.00  | 300 | 805 | 29.0 | 40.0 | 42.03 % |
| 25 | 02/09/14 | 224 | 239 | 249 | 207 | 695 | 16163 | 72 | 224.49 | - 224.17 | = 0.31  | 300 | 805 | 30.0 | 42.0 | 41.67 % |
| 26 | 02/16/14 | 224 | 200 | 221 | 183 | 604 | 16767 | 75 | 223.56 | - 224.49 | = -0.93 | 300 | 805 | 31.0 | 44.0 | 41.33 % |
| 27 | 02/23/14 | 223 | 182 | 174 | 194 | 550 | 17317 | 78 | 222.01 | - 223.56 | = -1.55 | 300 | 805 | 31.0 | 47.0 | 39.74 % |
| 28 | 03/02/14 | 222 | 164 | 213 | 224 | 601 | 17918 | 81 | 221.21 | - 222.01 | = -0.80 | 300 | 805 | 31.0 | 50.0 | 38.27 % |
| 29 | 03/09/14 | 221 | 267 | 259 | 189 | 715 | 18633 | 84 | 221.82 | - 221.21 | = 0.61  | 300 | 805 | 33.0 | 51.0 | 39.29 % |
| 30 | 03/09/14 | 221 | 189 | 190 | 207 | 586 | 19219 | 87 | 220.91 | - 221.82 | = -0.91 | 300 | 805 | 33.0 | 54.0 | 37.93 % |
| 31 | 03/16/14 | 220 | 206 | 234 | 214 | 654 | 19873 | 90 | 220.81 | - 220.91 | = -0.10 | 300 | 805 | 34.0 | 56.0 | 37.78 % |
| 32 | 03/23/14 | 220 | 181 | 215 | 225 | 621 | 20494 | 93 | 220.37 | - 220.81 | = -0.45 | 300 | 805 | 37.0 | 56.0 | 39.78 % |

|      |       |       |       |       |       |       |       |       |       |
|------|-------|-------|-------|-------|-------|-------|-------|-------|-------|
| <100 | 100's | 125's | 150's | 175's | 200's | 225's | 250's | 275's | 300's |
|      |       | 2     | 5     | 18    | 28    | 21    | 14    | 4     | 1     |
| <400 | 400's | 450's | 500's | 550's | 600's | 650's | 700's | 750's | 800's |
|      |       |       | 1     | 5     | 6     | 12    | 6     |       | 1     |

Ave of Game 1: 214.81    Ave of Game 2: 221.52    Ave of Game 3: 224.77

High game of 300 on week 3 High series of 805 on week 3 High average of 254.22 after bowling week 3  
 Low game of 145 on week 19 Low series of 539 on week 19 Low average of 220.37 after bowling week 32



# Sunday Morning Threesome

Sunday 9:00 am

Classic Lanes

Lanes 1 - 16

Note: This report includes information through March 23 which is week 32 of 32

## Adam Worm's Bowling Record - Team 2: Wild Boyz

| Week No. | Bowling Date | Old Ave | ---Average Change--- |     |     | Total | Pins | Gms | ---Average Change--- |           |   | High Game | High Sers | Points Won | Points Lost | %Won   |
|----------|--------------|---------|----------------------|-----|-----|-------|------|-----|----------------------|-----------|---|-----------|-----------|------------|-------------|--------|
|          |              |         | -1-                  | -2- | -3- |       |      |     | New - Old            | ----> +/- |   |           |           |            |             |        |
| 1        | 09/08/13     | 180     |                      |     |     | 0     | 0    | 0   | -                    | 0.00      | = | 0.00      | 0         | 0          |             | 0.00 % |
| 2        | 09/15/13     | 180     |                      |     |     | 0     | 0    | 0   | -                    | 0.00      | = | 0.00      | 0         | 0          |             | 0.00 % |
| 3        | 09/22/13     | 180     |                      |     |     | 0     | 0    | 0   | -                    | 0.00      | = | 0.00      | 0         | 0          |             | 0.00 % |
| 4        | 09/29/13     | 180     |                      |     |     | 0     | 0    | 0   | -                    | 0.00      | = | 0.00      | 0         | 0          |             | 0.00 % |
| 5        | 10/06/13     | 180     |                      |     |     | 0     | 0    | 0   | -                    | 0.00      | = | 0.00      | 0         | 0          |             | 0.00 % |
| 6        | 10/13/13     | 180     |                      |     |     | 0     | 0    | 0   | -                    | 0.00      | = | 0.00      | 0         | 0          |             | 0.00 % |
| 7        | 10/20/13     | 180     |                      |     |     | 0     | 0    | 0   | -                    | 0.00      | = | 0.00      | 0         | 0          |             | 0.00 % |
| 8        | 10/27/13     | 180     |                      |     |     | 0     | 0    | 0   | -                    | 0.00      | = | 0.00      | 0         | 0          |             | 0.00 % |
| 9        | 11/03/13     | 180     |                      |     |     | 0     | 0    | 0   | -                    | 0.00      | = | 0.00      | 0         | 0          |             | 0.00 % |
| 10       | 11/03/13     | 180     |                      |     |     | 0     | 0    | 0   | -                    | 0.00      | = | 0.00      | 0         | 0          |             | 0.00 % |
| 11       | 11/10/13     | 180     |                      |     |     | 0     | 0    | 0   | -                    | 0.00      | = | 0.00      | 0         | 0          |             | 0.00 % |
| 12       | 11/17/13     | 180     |                      |     |     | 0     | 0    | 0   | -                    | 0.00      | = | 0.00      | 0         | 0          |             | 0.00 % |
| 13       | 11/17/13     | 180     |                      |     |     | 0     | 0    | 0   | -                    | 0.00      | = | 0.00      | 0         | 0          |             | 0.00 % |
| 14       | 12/01/13     | 180     |                      |     |     | 0     | 0    | 0   | -                    | 0.00      | = | 0.00      | 0         | 0          |             | 0.00 % |
| 15       | 12/08/13     | 180     |                      |     |     | 0     | 0    | 0   | -                    | 0.00      | = | 0.00      | 0         | 0          |             | 0.00 % |
| 16       | 12/15/13     | 180     |                      |     |     | 0     | 0    | 0   | -                    | 0.00      | = | 0.00      | 0         | 0          |             | 0.00 % |

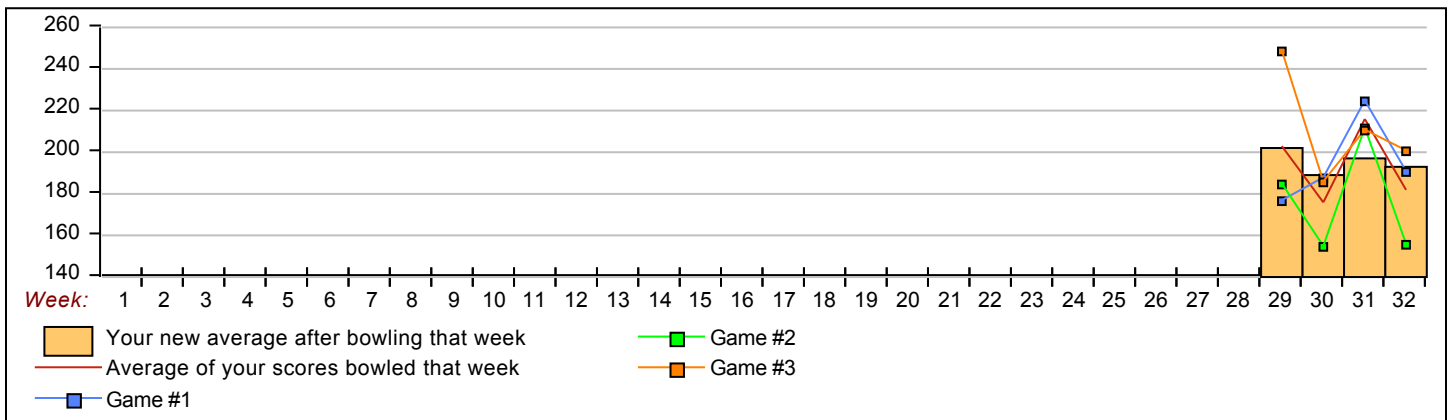
## End of 1st part

|    |          |       |     |     |     |     |      |    |        |      |        |      |        |     |     |        |          |         |
|----|----------|-------|-----|-----|-----|-----|------|----|--------|------|--------|------|--------|-----|-----|--------|----------|---------|
| 17 | 12/22/13 | 180   |     |     |     | 0   | 0    | 0  | -      | 0.00 | =      | 0.00 | 0      | 0   |     | 0.00 % |          |         |
| 18 | 12/29/13 | 180   |     |     |     | 0   | 0    | 0  | -      | 0.00 | =      | 0.00 | 0      | 0   |     | 0.00 % |          |         |
| 19 | 01/05/14 | 180   |     |     |     | 0   | 0    | 0  | -      | 0.00 | =      | 0.00 | 0      | 0   |     | 0.00 % |          |         |
| 20 | 01/12/14 | 180   |     |     |     | 0   | 0    | 0  | -      | 0.00 | =      | 0.00 | 0      | 0   |     | 0.00 % |          |         |
| 21 | 01/19/14 | 180   |     |     |     | 0   | 0    | 0  | -      | 0.00 | =      | 0.00 | 0      | 0   |     | 0.00 % |          |         |
| 22 | 01/26/14 | 180   |     |     |     | 0   | 0    | 0  | -      | 0.00 | =      | 0.00 | 0      | 0   |     | 0.00 % |          |         |
| 23 | 01/26/14 | 180   |     |     |     | 0   | 0    | 0  | -      | 0.00 | =      | 0.00 | 0      | 0   |     | 0.00 % |          |         |
| 24 | 02/02/14 | 180   |     |     |     | 0   | 0    | 0  | -      | 0.00 | =      | 0.00 | 0      | 0   |     | 0.00 % |          |         |
| 25 | 02/09/14 | 180   |     |     |     | 0   | 0    | 0  | -      | 0.00 | =      | 0.00 | 0      | 0   |     | 0.00 % |          |         |
| 26 | 02/16/14 | 180   |     |     |     | 0   | 0    | 0  | -      | 0.00 | =      | 0.00 | 0      | 0   |     | 0.00 % |          |         |
| 27 | 02/23/14 | 180   |     |     |     | 0   | 0    | 0  | -      | 0.00 | =      | 0.00 | 0      | 0   |     | 0.00 % |          |         |
| 28 | 03/02/14 | 180   |     |     |     | 0   | 0    | 0  | -      | 0.00 | =      | 0.00 | 0      | 0   |     | 0.00 % |          |         |
| 29 | 03/09/14 | bk188 | 176 | 184 | 248 | 608 | 608  | 3  | 202.67 | -    | 0.00   | =    | 202.67 | 248 | 608 | 3.0    | 100.00 % |         |
| 30 | 03/09/14 | bk188 | 187 | 154 | 185 | 526 | 1134 | 6  | 189.00 | -    | 202.67 | =    | -13.67 | 248 | 608 | 4.0    | 2.0      | 66.67 % |
| 31 | 03/16/14 | bk188 | 224 | 211 | 210 | 645 | 1779 | 9  | 197.67 | -    | 189.00 | =    | 8.67   | 248 | 645 | 7.0    | 2.0      | 77.78 % |
| 32 | 03/23/14 | bk197 | 190 | 155 | 200 | 545 | 2324 | 12 | 193.67 | -    | 197.67 | =    | -4.00  | 248 | 645 | 9.0    | 3.0      | 75.00 % |

|      |       |       |       |       |       |       |       |       |       |
|------|-------|-------|-------|-------|-------|-------|-------|-------|-------|
| <100 | 100's | 125's | 150's | 175's | 200's | 225's | 250's | 275's | 300's |
|      |       |       | 2     | 5     | 4     | 1     |       |       |       |
| <400 | 400's | 450's | 500's | 550's | 600's | 650's | 700's | 750's | 800's |
|      |       |       | 2     |       | 2     |       |       |       |       |

| Ave of Game 1 | Ave of Game 2 | Ave of Game 3 |
|---------------|---------------|---------------|
| 194.25        | 176.00        | 210.75        |

High game of 248 on week 29 High series of 645 on week 31 High average of 202.67 after bowling week 29  
 Low game of 154 on week 30 Low series of 526 on week 30 Low average of 189.00 after bowling week 30



Note: This report includes information through March 23 which is week 32 of 32

### David Kenealy Jr's Bowling Record - Team 2: Wild Boyz

| Week No. | Bowling Date | Old Ave | ---Average Change--- |     |     | Total | Pins  | Gms | New - Old --> +/- |          |          | High Game | High Sers | Points Won | Points Lost | %Won     |
|----------|--------------|---------|----------------------|-----|-----|-------|-------|-----|-------------------|----------|----------|-----------|-----------|------------|-------------|----------|
|          |              |         | -1-                  | -2- | -3- |       |       |     |                   |          |          |           |           |            |             |          |
| 1        | 09/08/13     | bk206   | 205                  | 264 | 180 | 649   | 649   | 3   | 216.33            | - 0.00   | = 216.33 | 264       | 649       | 3.0        |             | 100.00 % |
| 2        | 09/15/13     | bk206   | 225                  | 171 | 253 | 649   | 1298  | 6   | 216.33            | - 216.33 | = 0.00   | 264       | 649       | 4.0        | 2.0         | 66.67 %  |
| 3        | 09/22/13     | bk206   | 234                  | 243 | 224 | 701   | 1999  | 9   | 222.11            | - 216.33 | = 5.78   | 264       | 701       | 7.0        | 2.0         | 77.78 %  |
| 4        | 09/29/13     | 222     | 191                  | 193 | 205 | 589   | 2588  | 12  | 215.67            | - 222.11 | = -6.44  | 264       | 701       | 7.0        | 5.0         | 58.33 %  |
| 5        | 10/06/13     | 215     | 237                  | 258 | 186 | 681   | 3269  | 15  | 217.93            | - 215.67 | = 2.27   | 264       | 701       | 9.0        | 6.0         | 60.00 %  |
| 6        | 10/13/13     | 217     | 182                  | 239 | 236 | 657   | 3926  | 18  | 218.11            | - 217.93 | = 0.18   | 264       | 701       | 10.0       | 8.0         | 55.56 %  |
| 7        | 10/20/13     | 218     | 251                  | 234 | 170 | 655   | 4581  | 21  | 218.14            | - 218.11 | = 0.03   | 264       | 701       | 12.0       | 9.0         | 57.14 %  |
| 8        | 10/27/13     | 218     | 174                  | 217 | 199 | 590   | 5171  | 24  | 215.46            | - 218.14 | = -2.68  | 264       | 701       | 12.0       | 12.0        | 50.00 %  |
| 9        | 11/03/13     | 215     | 183                  | 191 | 224 | 598   | 5769  | 27  | 213.67            | - 215.46 | = -1.79  | 264       | 701       | 14.0       | 13.0        | 51.85 %  |
| 10       | 11/03/13     | 213     | 203                  | 185 | 236 | 624   | 6393  | 30  | 213.10            | - 213.67 | = -0.57  | 264       | 701       | 17.0       | 13.0        | 56.67 %  |
| 11       | 11/10/13     | 213     | 238                  | 215 | 215 | 668   | 7061  | 33  | 213.97            | - 213.10 | = 0.87   | 264       | 701       | 19.0       | 14.0        | 57.58 %  |
| 12       | 11/17/13     | 213     | 268                  | 238 | 201 | 707   | 7768  | 36  | 215.78            | - 213.97 | = 1.81   | 268       | 707       | 21.0       | 15.0        | 58.33 %  |
| 13       | 11/17/13     | 215     | 213                  | 212 | 221 | 646   | 8414  | 39  | 215.74            | - 215.78 | = -0.03  | 268       | 707       | 23.0       | 16.0        | 58.97 %  |
| 14       | 12/01/13     | 215     | 235                  | 222 | 212 | 669   | 9083  | 42  | 216.26            | - 215.74 | = 0.52   | 268       | 707       | 25.0       | 17.0        | 59.52 %  |
| 15       | 12/08/13     | 216     | 244                  | 200 | 191 | 635   | 9718  | 45  | 215.96            | - 216.26 | = -0.31  | 268       | 707       | 26.0       | 19.0        | 57.78 %  |
| 16       | 12/15/13     | 215     | 255                  | 235 | 209 | 699   | 10417 | 48  | 217.02            | - 215.96 | = 1.07   | 268       | 707       | 29.0       | 19.0        | 60.42 %  |

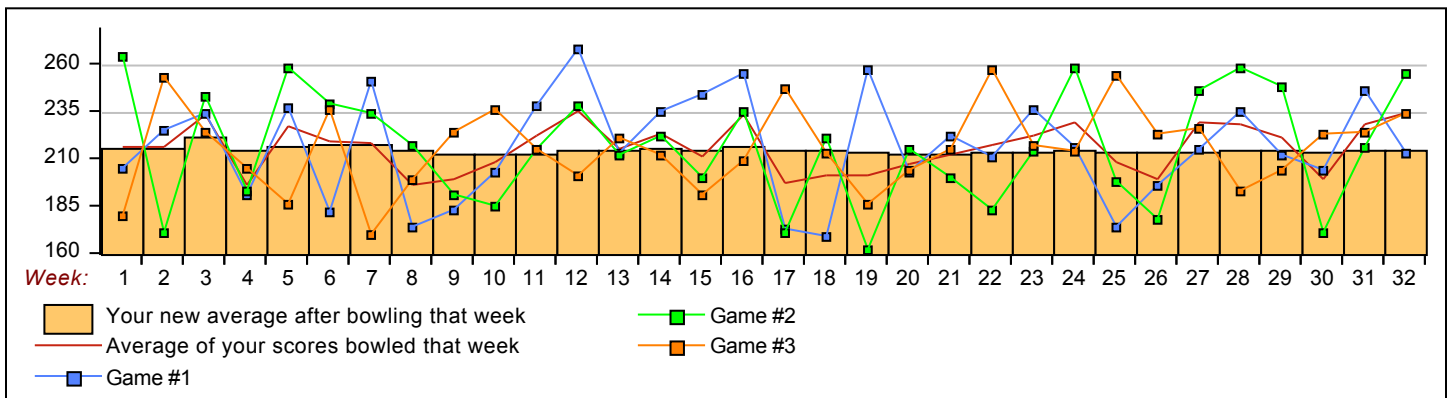
### End of 1st part

|    |          |     |     |     |     |     |       |    |        |          |         |     |     |      |      |         |
|----|----------|-----|-----|-----|-----|-----|-------|----|--------|----------|---------|-----|-----|------|------|---------|
| 17 | 12/22/13 | 217 | 173 | 171 | 247 | 591 | 11008 | 51 | 215.84 | - 217.02 | = -1.18 | 268 | 707 | 30.0 | 21.0 | 58.82 % |
| 18 | 12/29/13 | 215 | 169 | 221 | 213 | 603 | 11611 | 54 | 215.02 | - 215.84 | = -0.82 | 268 | 707 | 31.0 | 23.0 | 57.41 % |
| 19 | 01/05/14 | 215 | 257 | 162 | 186 | 605 | 12216 | 57 | 214.32 | - 215.02 | = -0.70 | 268 | 707 | 32.0 | 25.0 | 56.14 % |
| 20 | 01/12/14 | 214 | 203 | 215 | 204 | 622 | 12838 | 60 | 213.97 | - 214.32 | = -0.35 | 268 | 707 | 32.0 | 28.0 | 53.33 % |
| 21 | 01/19/14 | 213 | 222 | 200 | 215 | 637 | 13475 | 63 | 213.89 | - 213.97 | = -0.08 | 268 | 707 | 32.0 | 31.0 | 50.79 % |
| 22 | 01/26/14 | 213 | 211 | 183 | 257 | 651 | 14126 | 66 | 214.03 | - 213.89 | = 0.14  | 268 | 707 | 35.0 | 31.0 | 53.03 % |
| 23 | 01/26/14 | 214 | 236 | 214 | 217 | 667 | 14793 | 69 | 214.39 | - 214.03 | = 0.36  | 268 | 707 | 35.0 | 34.0 | 50.72 % |
| 24 | 02/02/14 | 214 | 216 | 258 | 214 | 688 | 15481 | 72 | 215.01 | - 214.39 | = 0.62  | 268 | 707 | 37.0 | 35.0 | 51.39 % |
| 25 | 02/09/14 | 215 | 174 | 198 | 254 | 626 | 16107 | 75 | 214.76 | - 215.01 | = -0.25 | 268 | 707 | 38.0 | 37.0 | 50.67 % |
| 26 | 02/16/14 | 214 | 196 | 178 | 223 | 597 | 16704 | 78 | 214.15 | - 214.76 | = -0.61 | 268 | 707 | 40.0 | 38.0 | 51.28 % |
| 27 | 02/23/14 | 214 | 215 | 246 | 226 | 687 | 17391 | 81 | 214.70 | - 214.15 | = 0.55  | 268 | 707 | 42.0 | 39.0 | 51.85 % |
| 28 | 03/02/14 | 214 | 235 | 258 | 193 | 686 | 18077 | 84 | 215.20 | - 214.70 | = 0.50  | 268 | 707 | 44.0 | 40.0 | 52.38 % |
| 29 | 03/09/14 | 215 | 212 | 248 | 204 | 664 | 18741 | 87 | 215.41 | - 215.20 | = 0.21  | 268 | 707 | 45.0 | 42.0 | 51.72 % |
| 30 | 03/09/14 | 215 | 204 | 171 | 223 | 598 | 19339 | 90 | 214.88 | - 215.41 | = -0.54 | 268 | 707 | 45.0 | 45.0 | 50.00 % |
| 31 | 03/16/14 | 214 | 246 | 216 | 224 | 686 | 20025 | 93 | 215.32 | - 214.88 | = 0.44  | 268 | 707 | 46.0 | 47.0 | 49.46 % |
| 32 | 03/23/14 | 215 | 213 | 255 | 234 | 702 | 20727 | 96 | 215.91 | - 215.32 | = 0.58  | 268 | 707 | 48.0 | 48.0 | 50.00 % |

|      |       |       |       |       |       |       |       |       |       |
|------|-------|-------|-------|-------|-------|-------|-------|-------|-------|
| <100 | 100's | 125's | 150's | 175's | 200's | 225's | 250's | 275's | 300's |
|      |       |       | 9     | 16    | 38    | 21    | 12    |       |       |
| <400 | 400's | 450's | 500's | 550's | 600's | 650's | 700's | 750's | 800's |
|      |       |       |       | 6     | 10    | 13    | 3     |       |       |

|                      |                      |                      |
|----------------------|----------------------|----------------------|
| <b>Ave of Game 1</b> | <b>Ave of Game 2</b> | <b>Ave of Game 3</b> |
| 216.25               | 215.97               | 215.50               |

High game of **268** on week **12** High series of **707** on week **11** High average of **222.11** after bowling week **3**  
 Low game of **162** on week **19** Low series of **589** on week **4** Low average of **213.10** after bowling week **10**



# Sunday Morning Threesome

Sunday 9:00 am

Classic Lanes

Lanes 1 - 16

Note: This report includes information through March 23 which is week 32 of 32

## Zac Lederhaus's Bowling Record - Team 2: Wild Boyz

| Week No. | Bowling Date | Old Ave | ---Average Change--- |     |     | Total | Pins | Gms  | New - Old --> +/- |          |          | High Game | High Sers | Points Won | Points Lost | %Won    |         |
|----------|--------------|---------|----------------------|-----|-----|-------|------|------|-------------------|----------|----------|-----------|-----------|------------|-------------|---------|---------|
|          |              |         | -1-                  | -2- | -3- |       |      |      |                   |          |          |           |           |            |             |         |         |
| 1        | 09/08/13     | bk193   | 200                  | 237 | 152 | 589   | 589  | 3    | 196.33            | - 0.00   | = 196.33 | 237       | 589       | 1.0        | 2.0         | 33.33 % |         |
| 2        | 09/15/13     | bk193   | 123                  | 181 | 174 | 478   | 1067 | 6    | 177.83            | - 196.33 | = -18.50 | 237       | 589       | 1.0        | 5.0         | 16.67 % |         |
| 3        | 09/22/13     | bk193   | 159                  | 152 | 161 | 472   | 1539 | 9    | 171.00            | - 177.83 | = -6.83  | 237       | 589       | 2.0        | 7.0         | 22.22 % |         |
| 4        | 09/29/13     |         | 171                  | 131 | 172 | 217   | 520  | 12   | 171.58            | - 171.00 | = 0.58   | 237       | 589       | 2.0        | 10.0        | 16.67 % |         |
| 5        | 10/06/13     |         | 171                  | 139 | 210 | 224   | 573  | 15   | 175.47            | - 171.58 | = 3.88   | 237       | 589       | 4.0        | 11.0        | 26.67 % |         |
| 6        | 10/13/13     |         | 175                  | 166 | 147 | 167   | 480  | 18   | 172.89            | - 175.47 | = -2.58  | 237       | 589       | 4.0        | 14.0        | 22.22 % |         |
| 7        | 10/20/13     |         | 172                  | 178 | 183 | 267   | 628  | 21   | 178.10            | - 172.89 | = 5.21   | 267       | 628       | 6.0        | 15.0        | 28.57 % |         |
| 8        | 10/27/13     |         | 178                  | 179 | 204 | 238   | 621  | 24   | 181.71            | - 178.10 | = 3.61   | 267       | 628       | 8.0        | 16.0        | 33.33 % |         |
| 9        | 11/03/13     |         | 181                  | 196 | 217 | 202   | 615  | 27   | 184.30            | - 181.71 | = 2.59   | 267       | 628       | 10.0       | 17.0        | 37.04 % |         |
| 10       | 11/03/13     |         | 184                  |     |     |       | 0    | 4976 | 27                | 184.30   | - 184.30 | = 0.00    | 267       | 628        | 10.0        | 17.0    | 37.04 % |
| 11       | 11/10/13     |         | 184                  | 215 | 212 | 170   | 597  | 5573 | 30                | 185.77   | - 184.30 | = 1.47    | 267       | 628        | 11.0        | 19.0    | 36.67 % |
| 12       | 11/17/13     |         | 185                  | 159 | 181 | 234   | 574  | 6147 | 33                | 186.27   | - 185.77 | = 0.51    | 267       | 628        | 13.0        | 20.0    | 39.39 % |
| 13       | 11/17/13     |         | 186                  | 235 | 167 | 211   | 613  | 6760 | 36                | 187.78   | - 186.27 | = 1.51    | 267       | 628        | 16.0        | 20.0    | 44.44 % |
| 14       | 12/01/13     |         | 187                  |     |     |       | 0    | 6760 | 36                | 187.78   | - 187.78 | = 0.00    | 267       | 628        | 16.0        | 20.0    | 44.44 % |
| 15       | 12/08/13     |         | 187                  | 196 | 163 | 189   | 548  | 7308 | 39                | 187.38   | - 187.78 | = -0.39   | 267       | 628        | 17.0        | 22.0    | 43.59 % |
| 16       | 12/15/13     |         | 187                  | 150 | 174 | 160   | 484  | 7792 | 42                | 185.52   | - 187.38 | = -1.86   | 267       | 628        | 17.0        | 25.0    | 40.48 % |

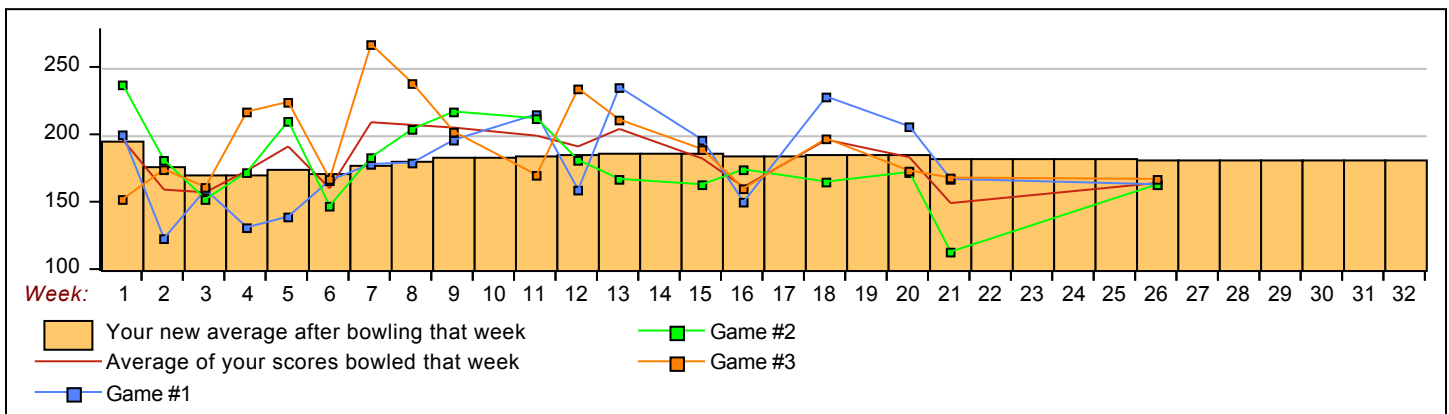
## End of 1st part

|    |          |  |     |      |      |      |     |      |    |        |          |         |     |     |      |      |         |
|----|----------|--|-----|------|------|------|-----|------|----|--------|----------|---------|-----|-----|------|------|---------|
| 17 | 12/22/13 |  | 185 |      |      |      | 0   | 7792 | 42 | 185.52 | - 185.52 | = 0.00  | 267 | 628 | 17.0 | 25.0 | 40.48 % |
| 18 | 12/29/13 |  | 185 | 228  | 165  | 197  | 590 | 8382 | 45 | 186.27 | - 185.52 | = 0.74  | 267 | 628 | 20.0 | 25.0 | 44.44 % |
| 19 | 01/05/14 |  | 186 |      |      |      | 0   | 8382 | 45 | 186.27 | - 186.27 | = 0.00  | 267 | 628 | 20.0 | 25.0 | 44.44 % |
| 20 | 01/12/14 |  | 186 | 206  | 172  | 173  | 551 | 8933 | 48 | 186.10 | - 186.27 | = -0.16 | 267 | 628 | 21.0 | 27.0 | 43.75 % |
| 21 | 01/19/14 |  | 186 | 167  | 113  | 168  | 448 | 9381 | 51 | 183.94 | - 186.10 | = -2.16 | 267 | 628 | 21.0 | 30.0 | 41.18 % |
| 22 | 01/26/14 |  | 183 | a163 | a163 | a163 | 489 | 9381 | 51 | 183.94 | - 183.94 | = 0.00  | 267 | 628 | 21.0 | 30.0 | 41.18 % |
| 23 | 01/26/14 |  | 183 | a163 | a163 | a163 | 489 | 9381 | 51 | 183.94 | - 183.94 | = 0.00  | 267 | 628 | 21.0 | 30.0 | 41.18 % |
| 24 | 02/02/14 |  | 183 | a163 | a163 | a163 | 489 | 9381 | 51 | 183.94 | - 183.94 | = 0.00  | 267 | 628 | 21.0 | 30.0 | 41.18 % |
| 25 | 02/09/14 |  | 183 | a163 | a163 | a163 | 489 | 9381 | 51 | 183.94 | - 183.94 | = 0.00  | 267 | 628 | 21.0 | 30.0 | 41.18 % |
| 26 | 02/16/14 |  | 183 | 163  | 163  | 167  | 493 | 9874 | 54 | 182.85 | - 183.94 | = -1.09 | 267 | 628 | 21.0 | 33.0 | 38.89 % |
| 27 | 02/23/14 |  | 182 | a162 | a162 | a162 | 486 | 9874 | 54 | 182.85 | - 182.85 | = 0.00  | 267 | 628 | 21.0 | 33.0 | 38.89 % |
| 28 | 03/02/14 |  | 182 | a162 | a162 | a162 | 486 | 9874 | 54 | 182.85 | - 182.85 | = 0.00  | 267 | 628 | 21.0 | 33.0 | 38.89 % |
| 29 | 03/09/14 |  | 182 |      |      |      | 0   | 9874 | 54 | 182.85 | - 182.85 | = 0.00  | 267 | 628 | 21.0 | 33.0 | 38.89 % |
| 30 | 03/09/14 |  | 182 |      |      |      | 0   | 9874 | 54 | 182.85 | - 182.85 | = 0.00  | 267 | 628 | 21.0 | 33.0 | 38.89 % |
| 31 | 03/16/14 |  | 182 |      |      |      | 0   | 9874 | 54 | 182.85 | - 182.85 | = 0.00  | 267 | 628 | 21.0 | 33.0 | 38.89 % |
| 32 | 03/23/14 |  | 182 |      |      |      | 0   | 9874 | 54 | 182.85 | - 182.85 | = 0.00  | 267 | 628 | 21.0 | 33.0 | 38.89 % |

|      |       |       |       |       |       |       |       |       |       |
|------|-------|-------|-------|-------|-------|-------|-------|-------|-------|
| <100 | 100's | 125's | 150's | 175's | 200's | 225's | 250's | 275's | 300's |
|      | 2     | 3     | 23    | 9     | 11    | 5     | 1     |       |       |
| <400 | 400's | 450's | 500's | 550's | 600's | 650's | 700's | 750's | 800's |
|      | 1     | 5     | 2     | 6     | 4     |       |       |       |       |

| Ave of Game 1 | Ave of Game 2 | Ave of Game 3 |
|---------------|---------------|---------------|
| 177.22        | 178.50        | 192.83        |

High game of **267** on week **7** High series of **628** on week **7** High average of **196.33** after bowling week **1**  
 Low game of **113** on week **21** Low series of **448** on week **21** Low average of **171.00** after bowling week **3**



# Sunday Morning Threesome

Sunday 9:00 am

**Classic Lanes**

Lanes 1 - 16

Note: This report includes information through March 23 which is week 32 of 32

**Tom Hill's Bowling Record - Team 2: Wild Boyz**

| Week No. | Bowling Date | Old Ave | ---Average Change--- |     |     | Total | Pins | Gms | New - Old ----> +/- |      |        | High Game | High Sers | Points Won | Points Lost | %Won |        |         |
|----------|--------------|---------|----------------------|-----|-----|-------|------|-----|---------------------|------|--------|-----------|-----------|------------|-------------|------|--------|---------|
|          |              |         | -1-                  | -2- | -3- |       |      |     |                     | =    |        |           |           |            |             |      |        |         |
| 1        | 09/08/13     | bk185   |                      |     |     | 0     | 0    | 0   | -                   | 0.00 | =      | 0.00      | 0         | 0          |             |      | 0.00 % |         |
| 2        | 09/15/13     | bk185   |                      |     |     | 0     | 0    | 0   | -                   | 0.00 | =      | 0.00      | 0         | 0          |             |      | 0.00 % |         |
| 3        | 09/22/13     | bk185   |                      |     |     | 0     | 0    | 0   | -                   | 0.00 | =      | 0.00      | 0         | 0          |             |      | 0.00 % |         |
| 4        | 09/29/13     | bk185   |                      |     |     | 0     | 0    | 0   | -                   | 0.00 | =      | 0.00      | 0         | 0          |             |      | 0.00 % |         |
| 5        | 10/06/13     | bk185   |                      |     |     | 0     | 0    | 0   | -                   | 0.00 | =      | 0.00      | 0         | 0          |             |      | 0.00 % |         |
| 6        | 10/13/13     | bk185   |                      |     |     | 0     | 0    | 0   | -                   | 0.00 | =      | 0.00      | 0         | 0          |             |      | 0.00 % |         |
| 7        | 10/20/13     | bk185   |                      |     |     | 0     | 0    | 0   | -                   | 0.00 | =      | 0.00      | 0         | 0          |             |      | 0.00 % |         |
| 8        | 10/27/13     | bk185   |                      |     |     | 0     | 0    | 0   | -                   | 0.00 | =      | 0.00      | 0         | 0          |             |      | 0.00 % |         |
| 9        | 11/03/13     | bk185   |                      |     |     | 0     | 0    | 0   | -                   | 0.00 | =      | 0.00      | 0         | 0          |             |      | 0.00 % |         |
| 10       | 11/03/13     | bk185   |                      |     |     | 0     | 0    | 0   | -                   | 0.00 | =      | 0.00      | 0         | 0          |             |      | 0.00 % |         |
| 11       | 11/10/13     | bk185   |                      |     |     | 0     | 0    | 0   | -                   | 0.00 | =      | 0.00      | 0         | 0          |             |      | 0.00 % |         |
| 12       | 11/17/13     | bk185   |                      |     |     | 0     | 0    | 0   | -                   | 0.00 | =      | 0.00      | 0         | 0          |             |      | 0.00 % |         |
| 13       | 11/17/13     | bk185   |                      |     |     | 0     | 0    | 0   | -                   | 0.00 | =      | 0.00      | 0         | 0          |             |      | 0.00 % |         |
| 14       | 12/01/13     | bk185   | 176                  | 205 | 189 | 570   | 570  | 3   | 190.00              | -    | 0.00   | =         | 190.00    | 205        | 570         | 2.0  | 1.0    | 66.67 % |
| 15       | 12/08/13     | bk185   |                      |     |     | 0     | 570  | 3   | 190.00              | -    | 190.00 | =         | 0.00      | 205        | 570         | 2.0  | 1.0    | 66.67 % |
| 16       | 12/15/13     | bk185   |                      |     |     | 0     | 570  | 3   | 190.00              | -    | 190.00 | =         | 0.00      | 205        | 570         | 2.0  | 1.0    | 66.67 % |

**End of 1st part**

|    |          |       |     |     |     |     |      |    |        |   |        |   |       |     |     |     |     |         |
|----|----------|-------|-----|-----|-----|-----|------|----|--------|---|--------|---|-------|-----|-----|-----|-----|---------|
| 17 | 12/22/13 | bk185 | 190 | 226 | 180 | 596 | 1166 | 6  | 194.33 | - | 190.00 | = | 4.33  | 226 | 596 | 5.0 | 1.0 | 83.33 % |
| 18 | 12/29/13 | bk185 |     |     |     | 0   | 1166 | 6  | 194.33 | - | 194.33 | = | 0.00  | 226 | 596 | 5.0 | 1.0 | 83.33 % |
| 19 | 01/05/14 | bk185 | 189 | 204 | 178 | 571 | 1737 | 9  | 193.00 | - | 194.33 | = | -1.33 | 226 | 596 | 7.0 | 2.0 | 77.78 % |
| 20 | 01/12/14 | 193   |     |     |     | 0   | 1737 | 9  | 193.00 | - | 193.00 | = | 0.00  | 226 | 596 | 7.0 | 2.0 | 77.78 % |
| 21 | 01/19/14 | 193   |     |     |     | 0   | 1737 | 9  | 193.00 | - | 193.00 | = | 0.00  | 226 | 596 | 7.0 | 2.0 | 77.78 % |
| 22 | 01/26/14 | 193   |     |     |     | 0   | 1737 | 9  | 193.00 | - | 193.00 | = | 0.00  | 226 | 596 | 7.0 | 2.0 | 77.78 % |
| 23 | 01/26/14 | 193   |     |     |     | 0   | 1737 | 9  | 193.00 | - | 193.00 | = | 0.00  | 226 | 596 | 7.0 | 2.0 | 77.78 % |
| 24 | 02/02/14 | 193   | 161 | 156 | 170 | 487 | 2224 | 12 | 185.33 | - | 193.00 | = | -7.67 | 226 | 596 | 8.0 | 4.0 | 66.67 % |
| 25 | 02/09/14 | 185   |     |     |     | 0   | 2224 | 12 | 185.33 | - | 185.33 | = | 0.00  | 226 | 596 | 8.0 | 4.0 | 66.67 % |
| 26 | 02/16/14 | 185   |     |     |     | 0   | 2224 | 12 | 185.33 | - | 185.33 | = | 0.00  | 226 | 596 | 8.0 | 4.0 | 66.67 % |
| 27 | 02/23/14 | 185   |     |     |     | 0   | 2224 | 12 | 185.33 | - | 185.33 | = | 0.00  | 226 | 596 | 8.0 | 4.0 | 66.67 % |
| 28 | 03/02/14 | 185   |     |     |     | 0   | 2224 | 12 | 185.33 | - | 185.33 | = | 0.00  | 226 | 596 | 8.0 | 4.0 | 66.67 % |
| 29 | 03/09/14 | 185   |     |     |     | 0   | 2224 | 12 | 185.33 | - | 185.33 | = | 0.00  | 226 | 596 | 8.0 | 4.0 | 66.67 % |
| 30 | 03/09/14 | 185   |     |     |     | 0   | 2224 | 12 | 185.33 | - | 185.33 | = | 0.00  | 226 | 596 | 8.0 | 4.0 | 66.67 % |
| 31 | 03/16/14 | 185   |     |     |     | 0   | 2224 | 12 | 185.33 | - | 185.33 | = | 0.00  | 226 | 596 | 8.0 | 4.0 | 66.67 % |
| 32 | 03/23/14 | 185   |     |     |     | 0   | 2224 | 12 | 185.33 | - | 185.33 | = | 0.00  | 226 | 596 | 8.0 | 4.0 | 66.67 % |

|                |              |              |              |              |              |              |              |              |              |
|----------------|--------------|--------------|--------------|--------------|--------------|--------------|--------------|--------------|--------------|
| <u>&lt;100</u> | <u>100's</u> | <u>125's</u> | <u>150's</u> | <u>175's</u> | <u>200's</u> | <u>225's</u> | <u>250's</u> | <u>275's</u> | <u>300's</u> |
|                |              |              | 3            | 6            | 2            | 1            |              |              |              |
| <u>&lt;400</u> | <u>400's</u> | <u>450's</u> | <u>500's</u> | <u>550's</u> | <u>600's</u> | <u>650's</u> | <u>700's</u> | <u>750's</u> | <u>800's</u> |
|                |              | 1            |              | 3            |              |              |              |              |              |

|                      |                      |                      |
|----------------------|----------------------|----------------------|
| <b>Ave of Game 1</b> | <b>Ave of Game 2</b> | <b>Ave of Game 3</b> |
| 179.00               | 197.75               | 179.25               |

|              |     |         |    |                |     |         |    |                 |        |                    |    |
|--------------|-----|---------|----|----------------|-----|---------|----|-----------------|--------|--------------------|----|
| High game of | 226 | on week | 17 | High series of | 596 | on week | 17 | High average of | 194.33 | after bowling week | 17 |
| Low game of  | 156 | on week | 24 | Low series of  | 487 | on week | 24 | Low average of  | 185.33 | after bowling week | 24 |

