

Sunday 9:00 am

**Classic Lanes**

Lanes 1 - 16

Note: This report includes information through March 23 which is week 32 of 32

**Team 3: Stanmart**

| Name               | Pins  | Gms | True Average | Book Ave | High Game | High Sers | Points Won | Points Lost | %Won    |
|--------------------|-------|-----|--------------|----------|-----------|-----------|------------|-------------|---------|
| Kowalczyk, Autum   | 20089 | 93  | 216.01       | 179      | 289       | 771       | 54.0       | 39.0        | 58.06 % |
| Staniak Jr, Robert | 19770 | 93  | 212.58       | 208      | 269       | 738       | 60.0       | 33.0        | 64.52 % |
| Staniak Sr, Robert | 21608 | 96  | 225.08       | 219      | 300       | 845       | 59.0       | 37.0        | 61.46 % |
| Staniak, Anthony   | 1184  | 6   | 197.33       | 221      | 219       | 598       | 3.0        | 3.0         | 50.00 % |

**Team History**

| Week No. | Bowling Date | Opp. Team | -1- | -2- | -3- | Total | Last Wk WON | Last Wk Lost | Points Won | Points Lost | Year-To-Date WON | Y-T-D LOST | High Game | High Sers |
|----------|--------------|-----------|-----|-----|-----|-------|-------------|--------------|------------|-------------|------------------|------------|-----------|-----------|
| 1        | 09/08/13     | 4         | 585 | 668 | 641 | 1894  | 10          | 6            | 10         | 6           | 10               | 6          | 668       | 1894      |
| 2        | 09/15/13     | 8         | 592 | 592 | 617 | 1801  | 13          | 3            | 23         | 9           | 23               | 9          | 668       | 1894      |
| 3        | 09/22/13     | 11        | 545 | 609 | 617 | 1771  | 6           | 10           | 29         | 19          | 29               | 19         | 668       | 1894      |
| 4        | 09/29/13     | 13        | 668 | 655 | 645 | 1968  | 12          | 4            | 41         | 23          | 41               | 23         | 668       | 1968      |
| 5        | 10/06/13     | 6         | 622 | 709 | 689 | 2020  | 14          | 2            | 55         | 25          | 55               | 25         | 709       | 2020      |
| 6        | 10/13/13     | 10        | 576 | 583 | 556 | 1715  | 1           | 15           | 56         | 40          | 56               | 40         | 709       | 2020      |
| 7        | 10/20/13     | 2         | 577 | 672 | 591 | 1840  | 7           | 9            | 63         | 49          | 63               | 49         | 709       | 2020      |
| 8        | 10/27/13     | 16        | 693 | 643 | 722 | 2058  | 14          | 2            | 77         | 51          | 77               | 51         | 722       | 2058      |
| 9        | 11/03/13     | 15        | 620 | 603 | 633 | 1856  | 11          | 5            | 88         | 56          | 88               | 56         | 722       | 2058      |
| 10       | 11/03/13     | 5         | 631 | 662 | 600 | 1893  | 14          | 2            | 102        | 58          | 102              | 58         | 722       | 2058      |
| 11       | 11/10/13     | 7         | 677 | 741 | 686 | 2104  | 11          | 5            | 113        | 63          | 113              | 63         | 741       | 2104      |
| 12       | 11/17/13     | 12        | 612 | 567 | 681 | 1860  | 14          | 2            | 127        | 65          | 127              | 65         | 741       | 2104      |
| 13       | 11/17/13     | 14        | 641 | 656 | 542 | 1839  | 9           | 7            | 136        | 72          | 136              | 72         | 741       | 2104      |
| 14       | 12/01/13     | 9         | 672 | 631 | 661 | 1964  | 8           | 8            | 144        | 80          | 144              | 80         | 741       | 2104      |
| 15       | 12/08/13     | 1         | 704 | 560 | 610 | 1874  | 10          | 6            | 154        | 86          | 154              | 86         | 741       | 2104      |
| 16       | 12/15/13     | 10        | 760 | 687 | 650 | 2097  | 14          | 2            | 168        | 88          | 168              | 88         | 760       | 2104      |

**End of 1st part**

|    |          |    |     |     |     |      |    |    |     |     |     |     |     |      |
|----|----------|----|-----|-----|-----|------|----|----|-----|-----|-----|-----|-----|------|
| 17 | 12/22/13 | 4  | 631 | 658 | 634 | 1923 | 14 | 2  | 14  | 2   | 182 | 90  | 760 | 2104 |
| 18 | 12/29/13 | 8  | 605 | 651 | 761 | 2017 | 10 | 6  | 24  | 8   | 192 | 96  | 761 | 2104 |
| 19 | 01/05/14 | 11 | 749 | 624 | 717 | 2090 | 15 | 1  | 39  | 9   | 207 | 97  | 761 | 2104 |
| 20 | 01/12/14 | 13 | 672 | 645 | 696 | 2013 | 13 | 3  | 52  | 12  | 220 | 100 | 761 | 2104 |
| 21 | 01/19/14 | 6  | 577 | 736 | 729 | 2042 | 10 | 6  | 62  | 18  | 230 | 106 | 761 | 2104 |
| 22 | 01/26/14 | 10 | 817 | 679 | 727 | 2223 | 11 | 5  | 73  | 23  | 241 | 111 | 817 | 2223 |
| 23 | 01/26/14 | 2  | 752 | 725 | 686 | 2163 | 15 | 1  | 88  | 24  | 256 | 112 | 817 | 2223 |
| 24 | 02/02/14 | 16 | 663 | 639 | 683 | 1985 | 8  | 8  | 96  | 32  | 264 | 120 | 817 | 2223 |
| 25 | 02/09/14 | 15 | 653 | 649 | 595 | 1897 | 4  | 12 | 100 | 44  | 268 | 132 | 817 | 2223 |
| 26 | 02/16/14 | 5  | 706 | 701 | 617 | 2024 | 12 | 4  | 112 | 48  | 280 | 136 | 817 | 2223 |
| 27 | 02/23/14 | 7  | 666 | 628 | 662 | 1956 | 2  | 14 | 114 | 62  | 282 | 150 | 817 | 2223 |
| 28 | 03/02/14 | 12 | 671 | 695 | 604 | 1970 | 7  | 9  | 121 | 71  | 289 | 159 | 817 | 2223 |
| 29 | 03/09/14 | 14 | 570 | 684 | 649 | 1903 | 8  | 8  | 129 | 79  | 297 | 167 | 817 | 2223 |
| 30 | 03/09/14 | 9  | 670 | 707 | 642 | 2019 | 12 | 4  | 141 | 83  | 309 | 171 | 817 | 2223 |
| 31 | 03/16/14 | 1  | 644 | 589 | 771 | 2004 | 10 | 6  | 151 | 89  | 319 | 177 | 817 | 2223 |
| 32 | 03/23/14 | 15 | 642 | 612 | 614 | 1868 | 4  | 12 | 155 | 101 | 323 | 189 | 817 | 2223 |

# Sunday Morning Threesome

Sunday 9:00 am

Classic Lanes

Lanes 1 - 16

Note: This report includes information through March 23 which is week 32 of 32

## Autum Kowalczyk's Bowling Record - Team 3: Stanmart

| Week No. | Bowling Date | Old Ave | Average Change |            |            | Total | Pins | Gms | ---Average Change--- |      |        | High Game | High Sers | Points Won | Points Lost | %Won |        |          |
|----------|--------------|---------|----------------|------------|------------|-------|------|-----|----------------------|------|--------|-----------|-----------|------------|-------------|------|--------|----------|
|          |              |         | -1-            | -2-        | -3-        |       |      |     | New                  | Old  | +/-    |           |           |            |             |      |        |          |
| 1        | 09/08/13     | bk179   |                |            |            | 0     | 0    | 0   | -                    | 0.00 | =      | 0.00      | 0         | 0          |             |      | 0.00 % |          |
| 2        | 09/15/13     | bk179   | <b>246</b>     | <b>189</b> | <b>213</b> | 648   | 648  | 3   | 216.00               | -    | 0.00   | =         | 216.00    | 246        | 648         | 3.0  |        | 100.00 % |
| 3        | 09/22/13     | bk179   | 188            | <b>216</b> | <b>183</b> | 587   | 1235 | 6   | 205.83               | -    | 216.00 | =         | -10.17    | 246        | 648         | 5.0  | 1.0    | 83.33 %  |
| 4        | 09/29/13     | bk179   | <b>216</b>     | <b>255</b> | <b>246</b> | 717   | 1952 | 9   | 216.89               | -    | 205.83 | =         | 11.06     | 255        | 717         | 8.0  | 1.0    | 88.89 %  |
| 5        | 10/06/13     | 216     | <b>259</b>     | <b>227</b> | 216        | 702   | 2654 | 12  | 221.17               | -    | 216.89 | =         | 4.28      | 259        | 717         | 10.0 | 2.0    | 83.33 %  |
| 6        | 10/13/13     | 221     | 181            | 195        | <b>205</b> | 581   | 3235 | 15  | 215.67               | -    | 221.17 | =         | -5.50     | 259        | 717         | 11.0 | 4.0    | 73.33 %  |
| 7        | 10/20/13     | 215     | 163            | 203        | <b>185</b> | 551   | 3786 | 18  | 210.33               | -    | 215.67 | =         | -5.33     | 259        | 717         | 12.0 | 6.0    | 66.67 %  |
| 8        | 10/27/13     | 210     | 192            | 198        | <b>212</b> | 602   | 4388 | 21  | 208.95               | -    | 210.33 | =         | -1.38     | 259        | 717         | 13.0 | 8.0    | 61.90 %  |
| 9        | 11/03/13     | 208     | 189            | 157        | <b>195</b> | 541   | 4929 | 24  | 205.38               | -    | 208.95 | =         | -3.58     | 259        | 717         | 14.0 | 10.0   | 58.33 %  |
| 10       | 11/03/13     | 205     | <b>228</b>     | <b>214</b> | <b>206</b> | 648   | 5577 | 27  | 206.56               | -    | 205.38 | =         | 1.18      | 259        | 717         | 16.0 | 11.0   | 59.26 %  |
| 11       | 11/10/13     | 206     | <b>238</b>     | 225        | <b>258</b> | 721   | 6298 | 30  | 209.93               | -    | 206.56 | =         | 3.38      | 259        | 721         | 18.0 | 12.0   | 60.00 %  |
| 12       | 11/17/13     | 209     | 180            | <b>212</b> | <b>212</b> | 604   | 6902 | 33  | 209.15               | -    | 209.93 | =         | -0.78     | 259        | 721         | 20.0 | 13.0   | 60.61 %  |
| 13       | 11/17/13     | 209     | <b>179</b>     | <b>265</b> | 211        | 655   | 7557 | 36  | 209.92               | -    | 209.15 | =         | 0.77      | 265        | 721         | 22.0 | 14.0   | 61.11 %  |
| 14       | 12/01/13     | 209     | <b>205</b>     | <b>215</b> | <b>245</b> | 665   | 8222 | 39  | 210.82               | -    | 209.92 | =         | 0.90      | 265        | 721         | 25.0 | 14.0   | 64.10 %  |
| 15       | 12/08/13     | 210     | <b>244</b>     | 180        | 193        | 617   | 8839 | 42  | 210.45               | -    | 210.82 | =         | -0.37     | 265        | 721         | 26.0 | 16.0   | 61.90 %  |
| 16       | 12/15/13     | 210     | <b>236</b>     | <b>258</b> | 223        | 717   | 9556 | 45  | 212.36               | -    | 210.45 | =         | 1.90      | 265        | 721         | 28.0 | 17.0   | 62.22 %  |

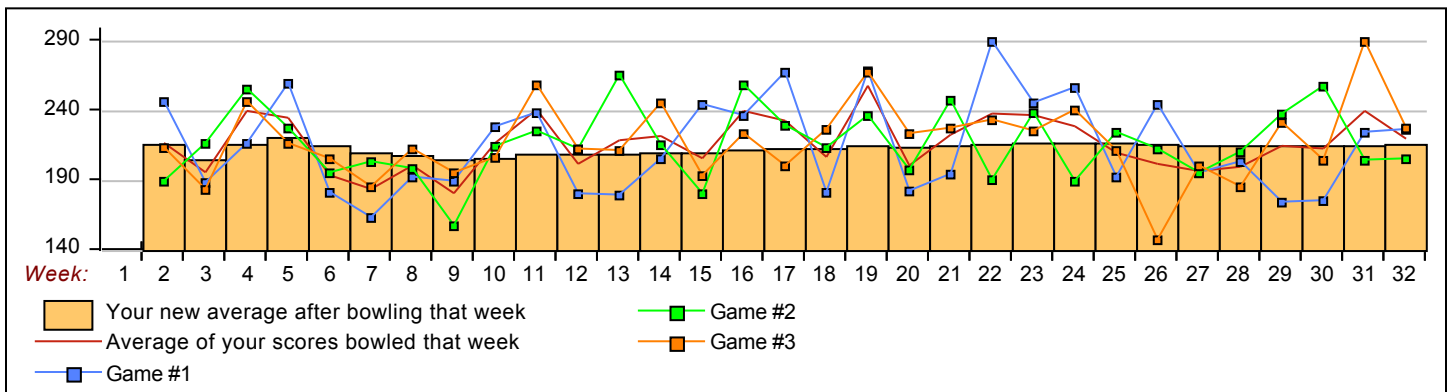
## End of 1st part

|    |          |     |            |            |            |     |       |    |        |   |        |   |       |     |     |      |      |         |
|----|----------|-----|------------|------------|------------|-----|-------|----|--------|---|--------|---|-------|-----|-----|------|------|---------|
| 17 | 12/22/13 | 212 | <b>267</b> | <b>229</b> | 200        | 696 | 10252 | 48 | 213.58 | - | 212.36 | = | 1.23  | 267 | 721 | 30.0 | 18.0 | 62.50 % |
| 18 | 12/29/13 | 213 | <b>181</b> | 213        | <b>226</b> | 620 | 10872 | 51 | 213.18 | - | 213.58 | = | -0.41 | 267 | 721 | 32.0 | 19.0 | 62.75 % |
| 19 | 01/05/14 | 213 | <b>268</b> | <b>236</b> | <b>267</b> | 771 | 11643 | 54 | 215.61 | - | 213.18 | = | 2.43  | 268 | 771 | 35.0 | 19.0 | 64.81 % |
| 20 | 01/12/14 | 215 | 182        | 197        | <b>223</b> | 602 | 12245 | 57 | 214.82 | - | 215.61 | = | -0.79 | 268 | 771 | 36.0 | 21.0 | 63.16 % |
| 21 | 01/19/14 | 214 | 194        | <b>247</b> | 227        | 668 | 12913 | 60 | 215.22 | - | 214.82 | = | 0.39  | 268 | 771 | 37.0 | 23.0 | 61.67 % |
| 22 | 01/26/14 | 215 | <b>289</b> | 190        | <b>233</b> | 712 | 13625 | 63 | 216.27 | - | 215.22 | = | 1.05  | 289 | 771 | 39.0 | 24.0 | 61.90 % |
| 23 | 01/26/14 | 216 | <b>245</b> | <b>238</b> | 225        | 708 | 14333 | 66 | 217.17 | - | 216.27 | = | 0.90  | 289 | 771 | 41.0 | 25.0 | 62.12 % |
| 24 | 02/02/14 | 217 | <b>256</b> | 189        | 240        | 685 | 15018 | 69 | 217.65 | - | 217.17 | = | 0.49  | 289 | 771 | 42.0 | 27.0 | 60.87 % |
| 25 | 02/09/14 | 217 | 192        | <b>224</b> | 211        | 627 | 15645 | 72 | 217.29 | - | 217.65 | = | -0.36 | 289 | 771 | 43.0 | 29.0 | 59.72 % |
| 26 | 02/16/14 | 217 | <b>244</b> | <b>212</b> | 147        | 603 | 16248 | 75 | 216.64 | - | 217.29 | = | -0.65 | 289 | 771 | 45.0 | 30.0 | 60.00 % |
| 27 | 02/23/14 | 216 | 195        | 195        | 200        | 590 | 16838 | 78 | 215.87 | - | 216.64 | = | -0.77 | 289 | 771 | 45.0 | 33.0 | 57.69 % |
| 28 | 03/02/14 | 215 | 203        | <b>210</b> | 185        | 598 | 17436 | 81 | 215.26 | - | 215.87 | = | -0.61 | 289 | 771 | 46.0 | 35.0 | 56.79 % |
| 29 | 03/09/14 | 215 | 174        | <b>237</b> | 231        | 642 | 18078 | 84 | 215.21 | - | 215.26 | = | -0.04 | 289 | 771 | 47.0 | 37.0 | 55.95 % |
| 30 | 03/09/14 | 215 | 175        | <b>257</b> | <b>204</b> | 636 | 18714 | 87 | 215.10 | - | 215.21 | = | -0.11 | 289 | 771 | 49.0 | 38.0 | 56.32 % |
| 31 | 03/16/14 | 215 | <b>224</b> | <b>204</b> | <b>289</b> | 717 | 19431 | 90 | 215.90 | - | 215.10 | = | 0.80  | 289 | 771 | 52.0 | 38.0 | 57.78 % |
| 32 | 03/23/14 | 215 | <b>226</b> | 205        | <b>227</b> | 658 | 20089 | 93 | 216.01 | - | 215.90 | = | 0.11  | 289 | 771 | 54.0 | 39.0 | 58.06 % |

|      |       |       |       |       |       |       |       |       |       |
|------|-------|-------|-------|-------|-------|-------|-------|-------|-------|
| <100 | 100's | 125's | 150's | 175's | 200's | 225's | 250's | 275's | 300's |
|      |       | 1     | 3     | 25    | 28    | 24    | 10    | 2     |       |
| <400 | 400's | 450's | 500's | 550's | 600's | 650's | 700's | 750's | 800's |
|      |       |       | 1     | 5     | 11    | 6     | 7     | 1     |       |

| Ave of Game 1 | Ave of Game 2 | Ave of Game 3 |
|---------------|---------------|---------------|
| 214.81        | 215.87        | 217.35        |

High game of **289** on week **22** High series of **771** on week **18** High average of **221.17** after bowling week **5**  
 Low game of **147** on week **26** Low series of **541** on week **9** Low average of **205.38** after bowling week **9**



# Sunday Morning Threesome

Sunday 9:00 am

Classic Lanes

Lanes 1 - 16

Note: This report includes information through March 23 which is week 32 of 32

## Robert Staniak Jr's Bowling Record - Team 3: Stanmart

| Week No. | Bowling Date | Old Ave | ---Average Change--- |     |     | Total | Pins | Gms | New - Old --> +/- |          |          | High Game | High Sers | Points Won | Points Lost | %Won     |
|----------|--------------|---------|----------------------|-----|-----|-------|------|-----|-------------------|----------|----------|-----------|-----------|------------|-------------|----------|
|          |              |         | -1-                  | -2- | -3- |       |      |     |                   |          |          |           |           |            |             |          |
| 1        | 09/08/13     | bk208   | 223                  | 211 | 232 | 666   | 666  | 3   | 222.00            | - 0.00   | = 222.00 | 232       | 666       | 3.0        |             | 100.00 % |
| 2        | 09/15/13     | bk208   | 177                  | 188 | 205 | 570   | 1236 | 6   | 206.00            | - 222.00 | = -16.00 | 232       | 666       | 4.0        | 2.0         | 66.67 %  |
| 3        | 09/22/13     | bk208   |                      |     |     | 0     | 1236 | 6   | 206.00            | - 206.00 | = 0.00   | 232       | 666       | 4.0        | 2.0         | 66.67 %  |
| 4        | 09/29/13     | bk208   | 238                  | 130 | 190 | 558   | 1794 | 9   | 199.33            | - 206.00 | = -6.67  | 238       | 666       | 4.0        | 5.0         | 44.44 %  |
| 5        | 10/06/13     | 199     | 182                  | 225 | 255 | 662   | 2456 | 12  | 204.67            | - 199.33 | = 5.33   | 255       | 666       | 7.0        | 5.0         | 58.33 %  |
| 6        | 10/13/13     | 204     | 211                  | 201 | 179 | 591   | 3047 | 15  | 203.13            | - 204.67 | = -1.53  | 255       | 666       | 7.0        | 8.0         | 46.67 %  |
| 7        | 10/20/13     | 203     | 197                  | 231 | 203 | 631   | 3678 | 18  | 204.33            | - 203.13 | = 1.20   | 255       | 666       | 8.0        | 10.0        | 44.44 %  |
| 8        | 10/27/13     | 204     | 202                  | 198 | 211 | 611   | 4289 | 21  | 204.24            | - 204.33 | = -0.10  | 255       | 666       | 11.0       | 10.0        | 52.38 %  |
| 9        | 11/03/13     | 204     | 226                  | 206 | 193 | 625   | 4914 | 24  | 204.75            | - 204.24 | = 0.51   | 255       | 666       | 14.0       | 10.0        | 58.33 %  |
| 10       | 11/03/13     | 204     | 181                  | 257 | 171 | 609   | 5523 | 27  | 204.56            | - 204.75 | = -0.19  | 257       | 666       | 16.0       | 11.0        | 59.26 %  |
| 11       | 11/10/13     | 204     | 196                  | 247 | 191 | 634   | 6157 | 30  | 205.23            | - 204.56 | = 0.68   | 257       | 666       | 19.0       | 11.0        | 63.33 %  |
| 12       | 11/17/13     | 205     | 187                  | 172 | 212 | 571   | 6728 | 33  | 203.88            | - 205.23 | = -1.35  | 257       | 666       | 22.0       | 11.0        | 66.67 %  |
| 13       | 11/17/13     | 203     | 194                  | 194 | 151 | 539   | 7267 | 36  | 201.86            | - 203.88 | = -2.02  | 257       | 666       | 23.0       | 13.0        | 63.89 %  |
| 14       | 12/01/13     | 201     | 269                  | 214 | 247 | 730   | 7997 | 39  | 205.05            | - 201.86 | = 3.19   | 269       | 730       | 25.0       | 14.0        | 64.10 %  |
| 15       | 12/08/13     | 205     | 226                  | 160 | 205 | 591   | 8588 | 42  | 204.48            | - 205.05 | = -0.58  | 269       | 730       | 27.0       | 15.0        | 64.29 %  |
| 16       | 12/15/13     | 204     | 235                  | 227 | 181 | 643   | 9231 | 45  | 205.13            | - 204.48 | = 0.66   | 269       | 730       | 29.0       | 16.0        | 64.44 %  |

## End of 1st part

|    |          |     |     |     |     |     |       |    |        |          |         |     |     |      |      |         |
|----|----------|-----|-----|-----|-----|-----|-------|----|--------|----------|---------|-----|-----|------|------|---------|
| 17 | 12/22/13 | 205 | 172 | 200 | 242 | 614 | 9845  | 48 | 205.10 | - 205.13 | = -0.03 | 269 | 730 | 31.0 | 17.0 | 64.58 % |
| 18 | 12/29/13 | 205 | 185 | 179 | 235 | 599 | 10444 | 51 | 204.78 | - 205.10 | = -0.32 | 269 | 730 | 32.0 | 19.0 | 62.75 % |
| 19 | 01/05/14 | 204 | 235 | 182 | 226 | 643 | 11087 | 54 | 205.31 | - 204.78 | = 0.53  | 269 | 730 | 34.0 | 20.0 | 62.96 % |
| 20 | 01/12/14 | 205 | 244 | 202 | 245 | 691 | 11778 | 57 | 206.63 | - 205.31 | = 1.32  | 269 | 730 | 37.0 | 20.0 | 64.91 % |
| 21 | 01/19/14 | 206 | 208 | 241 | 246 | 695 | 12473 | 60 | 207.88 | - 206.63 | = 1.25  | 269 | 730 | 39.0 | 21.0 | 65.00 % |
| 22 | 01/26/14 | 207 | 269 | 224 | 237 | 730 | 13203 | 63 | 209.57 | - 207.88 | = 1.69  | 269 | 730 | 42.0 | 21.0 | 66.67 % |
| 23 | 01/26/14 | 209 | 249 | 256 | 233 | 738 | 13941 | 66 | 211.23 | - 209.57 | = 1.66  | 269 | 738 | 45.0 | 21.0 | 68.18 % |
| 24 | 02/02/14 | 211 | 161 | 234 | 237 | 632 | 14573 | 69 | 211.20 | - 211.23 | = -0.02 | 269 | 738 | 48.0 | 21.0 | 69.57 % |
| 25 | 02/09/14 | 211 | 204 | 187 | 160 | 551 | 15124 | 72 | 210.06 | - 211.20 | = -1.15 | 269 | 738 | 48.0 | 24.0 | 66.67 % |
| 26 | 02/16/14 | 210 | 239 | 244 | 243 | 726 | 15850 | 75 | 211.33 | - 210.06 | = 1.28  | 269 | 738 | 51.0 | 24.0 | 68.00 % |
| 27 | 02/23/14 | 211 | 237 | 227 | 216 | 680 | 16530 | 78 | 211.92 | - 211.33 | = 0.59  | 269 | 738 | 51.0 | 27.0 | 65.38 % |
| 28 | 03/02/14 | 211 | 211 | 227 | 196 | 634 | 17164 | 81 | 211.90 | - 211.92 | = -0.02 | 269 | 738 | 53.0 | 28.0 | 65.43 % |
| 29 | 03/09/14 | 211 | 172 | 243 | 247 | 662 | 17826 | 84 | 212.21 | - 211.90 | = 0.31  | 269 | 738 | 55.0 | 29.0 | 65.48 % |
| 30 | 03/09/14 | 212 | 235 | 226 | 239 | 700 | 18526 | 87 | 212.94 | - 212.21 | = 0.73  | 269 | 738 | 58.0 | 29.0 | 66.67 % |
| 31 | 03/16/14 | 212 | 204 | 182 | 245 | 631 | 19157 | 90 | 212.86 | - 212.94 | = -0.09 | 269 | 738 | 59.0 | 31.0 | 65.56 % |
| 32 | 03/23/14 | 212 | 204 | 181 | 228 | 613 | 19770 | 93 | 212.58 | - 212.86 | = -0.27 | 269 | 738 | 60.0 | 33.0 | 64.52 % |

<100    100's    125's    150's    175's    200's    225's    250's    275's    300's

1    8    22    21    36    5

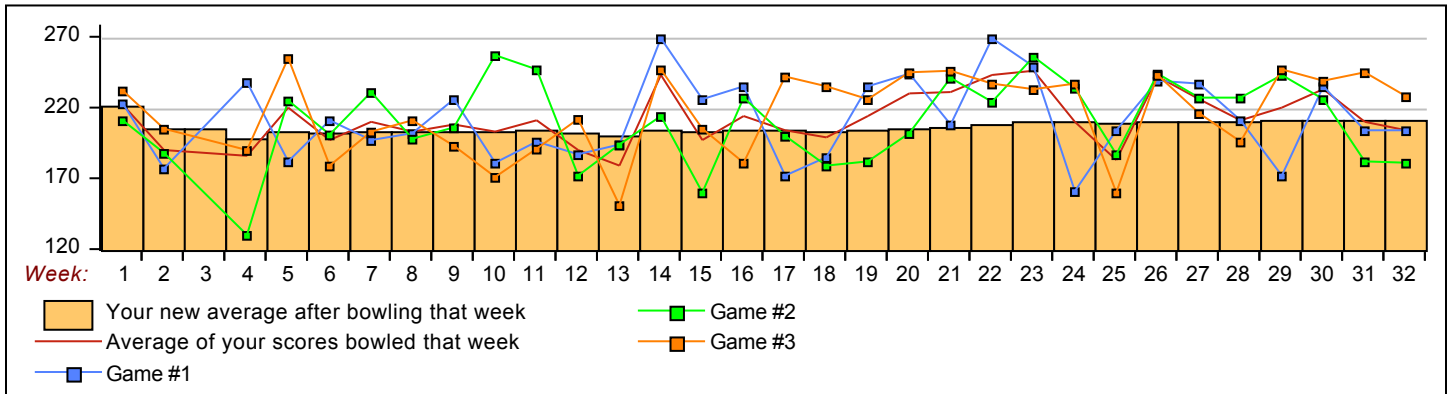
<400    400's    450's    500's    550's    600's    650's    700's    750's    800's

1    7    12    6    5

Ave of Game 1    Ave of Game 2    Ave of Game 3

212.03    209.55    216.16

High game of 269 on week 14 High series of 738 on week 2 High average of 222.00 after bowling week 1  
 Low game of 130 on week 4 Low series of 539 on week 13 Low average of 199.33 after bowling week 4



# Sunday Morning Threesome

Sunday 9:00 am

Classic Lanes

Lanes 1 - 16

Note: This report includes information through March 23 which is week 32 of 32

## Robert Staniak Sr's Bowling Record - Team 3: Stanmart

| Week No. | Bowling Date | Old Ave | ---Average Change--- |     |     | Total | Pins  | Gms | New - Old --> +/- |          |          | High Game | High Sers | Points Won | Points Lost | %Won    |
|----------|--------------|---------|----------------------|-----|-----|-------|-------|-----|-------------------|----------|----------|-----------|-----------|------------|-------------|---------|
|          |              |         | -1-                  | -2- | -3- |       |       |     |                   |          |          |           |           |            |             |         |
| 1        | 09/08/13     | bk219   | 199                  | 253 | 190 | 642   | 642   | 3   | 214.00            | - 0.00   | = 214.00 | 253       | 642       | 2.0        | 1.0         | 66.67 % |
| 2        | 09/15/13     | bk219   | 169                  | 215 | 199 | 583   | 1225  | 6   | 204.17            | - 214.00 | = -9.83  | 253       | 642       | 4.0        | 2.0         | 66.67 % |
| 3        | 09/22/13     | bk219   | 185                  | 179 | 222 | 586   | 1811  | 9   | 201.22            | - 204.17 | = -2.94  | 253       | 642       | 5.0        | 4.0         | 55.56 % |
| 4        | 09/29/13     | 201     | 214                  | 270 | 209 | 693   | 2504  | 12  | 208.67            | - 201.22 | = 7.44   | 270       | 693       | 7.0        | 5.0         | 58.33 % |
| 5        | 10/06/13     | 208     | 181                  | 257 | 218 | 656   | 3160  | 15  | 210.67            | - 208.67 | = 2.00   | 270       | 693       | 9.0        | 6.0         | 60.00 % |
| 6        | 10/13/13     | 210     | 184                  | 187 | 172 | 543   | 3703  | 18  | 205.72            | - 210.67 | = -4.94  | 270       | 693       | 9.0        | 9.0         | 50.00 % |
| 7        | 10/20/13     | 205     | 217                  | 238 | 203 | 658   | 4361  | 21  | 207.67            | - 205.72 | = 1.94   | 270       | 693       | 12.0       | 9.0         | 57.14 % |
| 8        | 10/27/13     | 207     | 299                  | 247 | 299 | 845   | 5206  | 24  | 216.92            | - 207.67 | = 9.25   | 299       | 845       | 15.0       | 9.0         | 62.50 % |
| 9        | 11/03/13     | 216     | 205                  | 240 | 245 | 690   | 5896  | 27  | 218.37            | - 216.92 | = 1.45   | 299       | 845       | 17.0       | 10.0        | 62.96 % |
| 10       | 11/03/13     | 218     | 222                  | 191 | 223 | 636   | 6532  | 30  | 217.73            | - 218.37 | = -0.64  | 299       | 845       | 20.0       | 10.0        | 66.67 % |
| 11       | 11/10/13     | 217     | 243                  | 269 | 237 | 749   | 7281  | 33  | 220.64            | - 217.73 | = 2.90   | 299       | 845       | 21.0       | 12.0        | 63.64 % |
| 12       | 11/17/13     | 220     | 245                  | 183 | 257 | 685   | 7966  | 36  | 221.28            | - 220.64 | = 0.64   | 299       | 845       | 23.0       | 13.0        | 63.89 % |
| 13       | 11/17/13     | 221     | 268                  | 197 | 180 | 645   | 8611  | 39  | 220.79            | - 221.28 | = -0.48  | 299       | 845       | 24.0       | 15.0        | 61.54 % |
| 14       | 12/01/13     | 220     | 198                  | 202 | 169 | 569   | 9180  | 42  | 218.57            | - 220.79 | = -2.22  | 299       | 845       | 24.0       | 18.0        | 57.14 % |
| 15       | 12/08/13     | 218     | 234                  | 220 | 212 | 666   | 9846  | 45  | 218.80            | - 218.57 | = 0.23   | 299       | 845       | 26.0       | 19.0        | 57.78 % |
| 16       | 12/15/13     | 218     | 289                  | 202 | 246 | 737   | 10583 | 48  | 220.48            | - 218.80 | = 1.68   | 299       | 845       | 29.0       | 19.0        | 60.42 % |

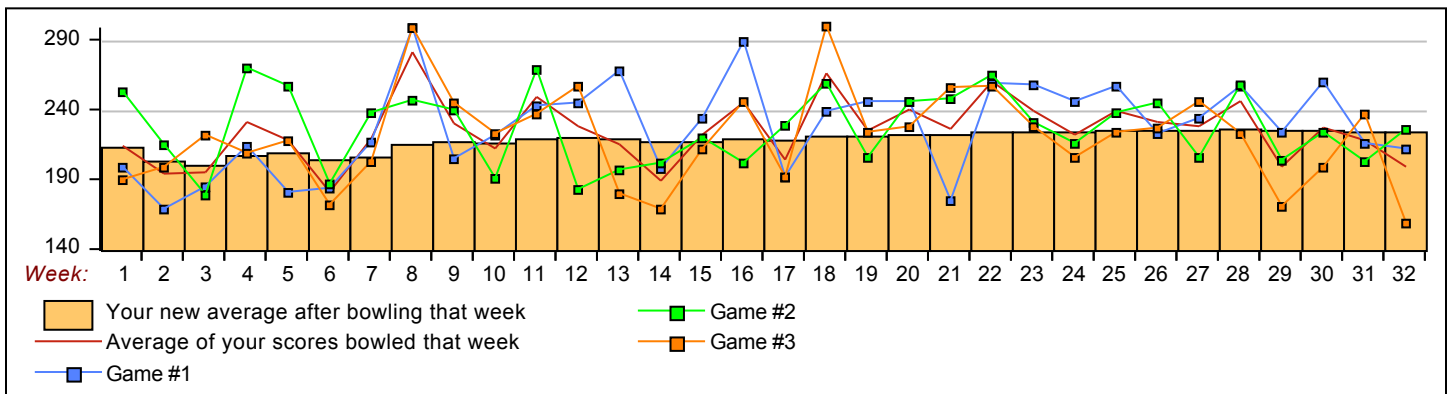
## End of 1st part

|    |          |     |     |     |     |     |       |    |        |          |         |     |     |      |      |         |
|----|----------|-----|-----|-----|-----|-----|-------|----|--------|----------|---------|-----|-----|------|------|---------|
| 17 | 12/22/13 | 220 | 192 | 229 | 192 | 613 | 11196 | 51 | 219.53 | - 220.48 | = -0.95 | 299 | 845 | 32.0 | 19.0 | 62.75 % |
| 18 | 12/29/13 | 219 | 239 | 259 | 300 | 798 | 11994 | 54 | 222.11 | - 219.53 | = 2.58  | 300 | 845 | 34.0 | 20.0 | 62.96 % |
| 19 | 01/05/14 | 222 | 246 | 206 | 224 | 676 | 12670 | 57 | 222.28 | - 222.11 | = 0.17  | 300 | 845 | 37.0 | 20.0 | 64.91 % |
| 20 | 01/12/14 | 222 | 246 | 246 | 228 | 720 | 13390 | 60 | 223.17 | - 222.28 | = 0.89  | 300 | 845 | 39.0 | 21.0 | 65.00 % |
| 21 | 01/19/14 | 223 | 175 | 248 | 256 | 679 | 14069 | 63 | 223.32 | - 223.17 | = 0.15  | 300 | 845 | 41.0 | 22.0 | 65.08 % |
| 22 | 01/26/14 | 223 | 259 | 265 | 257 | 781 | 14850 | 66 | 225.00 | - 223.32 | = 1.68  | 300 | 845 | 42.0 | 24.0 | 63.64 % |
| 23 | 01/26/14 | 225 | 258 | 231 | 228 | 717 | 15567 | 69 | 225.61 | - 225.00 | = 0.61  | 300 | 845 | 45.0 | 24.0 | 65.22 % |
| 24 | 02/02/14 | 225 | 246 | 216 | 206 | 668 | 16235 | 72 | 225.49 | - 225.61 | = -0.12 | 300 | 845 | 46.0 | 26.0 | 63.89 % |
| 25 | 02/09/14 | 225 | 257 | 238 | 224 | 719 | 16954 | 75 | 226.05 | - 225.49 | = 0.57  | 300 | 845 | 47.0 | 28.0 | 62.67 % |
| 26 | 02/16/14 | 226 | 223 | 245 | 227 | 695 | 17649 | 78 | 226.27 | - 226.05 | = 0.22  | 300 | 845 | 49.0 | 29.0 | 62.82 % |
| 27 | 02/23/14 | 226 | 234 | 206 | 246 | 686 | 18335 | 81 | 226.36 | - 226.27 | = 0.09  | 300 | 845 | 51.0 | 30.0 | 62.96 % |
| 28 | 03/02/14 | 226 | 257 | 258 | 223 | 738 | 19073 | 84 | 227.06 | - 226.36 | = 0.70  | 300 | 845 | 52.0 | 32.0 | 61.90 % |
| 29 | 03/09/14 | 227 | 224 | 204 | 171 | 599 | 19672 | 87 | 226.11 | - 227.06 | = -0.94 | 300 | 845 | 55.0 | 32.0 | 63.22 % |
| 30 | 03/09/14 | 226 | 260 | 224 | 199 | 683 | 20355 | 90 | 226.17 | - 226.11 | = 0.05  | 300 | 845 | 57.0 | 33.0 | 63.33 % |
| 31 | 03/16/14 | 226 | 216 | 203 | 237 | 656 | 21011 | 93 | 225.92 | - 226.17 | = -0.24 | 300 | 845 | 58.0 | 35.0 | 62.37 % |
| 32 | 03/23/14 | 225 | 212 | 226 | 159 | 597 | 21608 | 96 | 225.08 | - 225.92 | = -0.84 | 300 | 845 | 59.0 | 37.0 | 61.46 % |

|      |       |       |       |       |       |       |       |       |       |
|------|-------|-------|-------|-------|-------|-------|-------|-------|-------|
| <100 | 100's | 125's | 150's | 175's | 200's | 225's | 250's | 275's | 300's |
|      |       |       | 5     | 17    | 28    | 26    | 16    | 3     | 1     |
| <400 | 400's | 450's | 500's | 550's | 600's | 650's | 700's | 750's | 800's |
|      |       |       | 1     | 5     | 4     | 13    | 6     | 2     | 1     |

|               |               |               |
|---------------|---------------|---------------|
| Ave of Game 1 | Ave of Game 2 | Ave of Game 3 |
| 228.00        | 226.69        | 220.56        |

High game of 300 on week 18 High series of 845 on week 8 High average of 227.06 after bowling week 28  
 Low game of 159 on week 32 Low series of 543 on week 6 Low average of 201.22 after bowling week 3



# Sunday Morning Threesome

Sunday 9:00 am

Classic Lanes

Lanes 1 - 16

Note: This report includes information through March 23 which is week 32 of 32

## Anthony Staniak's Bowling Record - Team 3: Stanmart

| Week No. | Bowling Date | Old Ave | ---Average Change--- |     |     | Total | Pins | Gms | New - Old --> +/- |   |        | High Game | High Sers | Points Won | Points Lost | %Won |         |
|----------|--------------|---------|----------------------|-----|-----|-------|------|-----|-------------------|---|--------|-----------|-----------|------------|-------------|------|---------|
|          |              |         | -1-                  | -2- | -3- |       |      |     |                   |   |        |           |           |            |             |      |         |
| 1        | 09/08/13     | bk221   | 163                  | 204 | 219 | 586   | 586  | 3   | 195.33            | - | 0.00   | = 195.33  | 219       | 586        | 2.0         | 1.0  | 66.67 % |
| 2        | 09/15/13     | bk221   |                      |     |     | 0     | 586  | 3   | 195.33            | - | 195.33 | = 0.00    | 219       | 586        | 2.0         | 1.0  | 66.67 % |
| 3        | 09/22/13     | bk221   | 172                  | 214 | 212 | 598   | 1184 | 6   | 197.33            | - | 195.33 | = 2.00    | 219       | 598        | 3.0         | 3.0  | 50.00 % |
| 4        | 09/29/13     | bk221   |                      |     |     | 0     | 1184 | 6   | 197.33            | - | 197.33 | = 0.00    | 219       | 598        | 3.0         | 3.0  | 50.00 % |
| 5        | 10/06/13     | bk221   |                      |     |     | 0     | 1184 | 6   | 197.33            | - | 197.33 | = 0.00    | 219       | 598        | 3.0         | 3.0  | 50.00 % |
| 6        | 10/13/13     | bk221   |                      |     |     | 0     | 1184 | 6   | 197.33            | - | 197.33 | = 0.00    | 219       | 598        | 3.0         | 3.0  | 50.00 % |
| 7        | 10/20/13     | bk221   |                      |     |     | 0     | 1184 | 6   | 197.33            | - | 197.33 | = 0.00    | 219       | 598        | 3.0         | 3.0  | 50.00 % |
| 8        | 10/27/13     | bk221   |                      |     |     | 0     | 1184 | 6   | 197.33            | - | 197.33 | = 0.00    | 219       | 598        | 3.0         | 3.0  | 50.00 % |
| 9        | 11/03/13     | bk221   |                      |     |     | 0     | 1184 | 6   | 197.33            | - | 197.33 | = 0.00    | 219       | 598        | 3.0         | 3.0  | 50.00 % |
| 10       | 11/03/13     | bk221   |                      |     |     | 0     | 1184 | 6   | 197.33            | - | 197.33 | = 0.00    | 219       | 598        | 3.0         | 3.0  | 50.00 % |
| 11       | 11/10/13     | bk221   |                      |     |     | 0     | 1184 | 6   | 197.33            | - | 197.33 | = 0.00    | 219       | 598        | 3.0         | 3.0  | 50.00 % |
| 12       | 11/17/13     | bk221   |                      |     |     | 0     | 1184 | 6   | 197.33            | - | 197.33 | = 0.00    | 219       | 598        | 3.0         | 3.0  | 50.00 % |
| 13       | 11/17/13     | bk221   |                      |     |     | 0     | 1184 | 6   | 197.33            | - | 197.33 | = 0.00    | 219       | 598        | 3.0         | 3.0  | 50.00 % |
| 14       | 12/01/13     | bk221   |                      |     |     | 0     | 1184 | 6   | 197.33            | - | 197.33 | = 0.00    | 219       | 598        | 3.0         | 3.0  | 50.00 % |
| 15       | 12/08/13     | bk221   |                      |     |     | 0     | 1184 | 6   | 197.33            | - | 197.33 | = 0.00    | 219       | 598        | 3.0         | 3.0  | 50.00 % |
| 16       | 12/15/13     | bk221   |                      |     |     | 0     | 1184 | 6   | 197.33            | - | 197.33 | = 0.00    | 219       | 598        | 3.0         | 3.0  | 50.00 % |

### End of 1st part

|    |          |       |  |  |  |   |      |   |        |   |        |        |     |     |     |     |         |
|----|----------|-------|--|--|--|---|------|---|--------|---|--------|--------|-----|-----|-----|-----|---------|
| 17 | 12/22/13 | bk221 |  |  |  | 0 | 1184 | 6 | 197.33 | - | 197.33 | = 0.00 | 219 | 598 | 3.0 | 3.0 | 50.00 % |
| 18 | 12/29/13 | bk221 |  |  |  | 0 | 1184 | 6 | 197.33 | - | 197.33 | = 0.00 | 219 | 598 | 3.0 | 3.0 | 50.00 % |
| 19 | 01/05/14 | bk221 |  |  |  | 0 | 1184 | 6 | 197.33 | - | 197.33 | = 0.00 | 219 | 598 | 3.0 | 3.0 | 50.00 % |
| 20 | 01/12/14 | bk221 |  |  |  | 0 | 1184 | 6 | 197.33 | - | 197.33 | = 0.00 | 219 | 598 | 3.0 | 3.0 | 50.00 % |
| 21 | 01/19/14 | bk221 |  |  |  | 0 | 1184 | 6 | 197.33 | - | 197.33 | = 0.00 | 219 | 598 | 3.0 | 3.0 | 50.00 % |
| 22 | 01/26/14 | bk221 |  |  |  | 0 | 1184 | 6 | 197.33 | - | 197.33 | = 0.00 | 219 | 598 | 3.0 | 3.0 | 50.00 % |
| 23 | 01/26/14 | bk221 |  |  |  | 0 | 1184 | 6 | 197.33 | - | 197.33 | = 0.00 | 219 | 598 | 3.0 | 3.0 | 50.00 % |
| 24 | 02/02/14 | bk221 |  |  |  | 0 | 1184 | 6 | 197.33 | - | 197.33 | = 0.00 | 219 | 598 | 3.0 | 3.0 | 50.00 % |
| 25 | 02/09/14 | bk221 |  |  |  | 0 | 1184 | 6 | 197.33 | - | 197.33 | = 0.00 | 219 | 598 | 3.0 | 3.0 | 50.00 % |
| 26 | 02/16/14 | bk221 |  |  |  | 0 | 1184 | 6 | 197.33 | - | 197.33 | = 0.00 | 219 | 598 | 3.0 | 3.0 | 50.00 % |
| 27 | 02/23/14 | bk221 |  |  |  | 0 | 1184 | 6 | 197.33 | - | 197.33 | = 0.00 | 219 | 598 | 3.0 | 3.0 | 50.00 % |
| 28 | 03/02/14 | bk221 |  |  |  | 0 | 1184 | 6 | 197.33 | - | 197.33 | = 0.00 | 219 | 598 | 3.0 | 3.0 | 50.00 % |
| 29 | 03/09/14 | bk221 |  |  |  | 0 | 1184 | 6 | 197.33 | - | 197.33 | = 0.00 | 219 | 598 | 3.0 | 3.0 | 50.00 % |
| 30 | 03/09/14 | bk221 |  |  |  | 0 | 1184 | 6 | 197.33 | - | 197.33 | = 0.00 | 219 | 598 | 3.0 | 3.0 | 50.00 % |
| 31 | 03/16/14 | bk221 |  |  |  | 0 | 1184 | 6 | 197.33 | - | 197.33 | = 0.00 | 219 | 598 | 3.0 | 3.0 | 50.00 % |
| 32 | 03/23/14 | bk221 |  |  |  | 0 | 1184 | 6 | 197.33 | - | 197.33 | = 0.00 | 219 | 598 | 3.0 | 3.0 | 50.00 % |

|      |       |       |       |       |       |       |       |       |       |
|------|-------|-------|-------|-------|-------|-------|-------|-------|-------|
| <100 | 100's | 125's | 150's | 175's | 200's | 225's | 250's | 275's | 300's |
|      |       |       | 2     |       | 4     |       |       |       |       |
| <400 | 400's | 450's | 500's | 550's | 600's | 650's | 700's | 750's | 800's |
|      |       |       |       | 2     |       |       |       |       |       |

|                      |                      |                      |
|----------------------|----------------------|----------------------|
| <b>Ave of Game 1</b> | <b>Ave of Game 2</b> | <b>Ave of Game 3</b> |
| 167.50               | 209.00               | 215.50               |

High game of 219 on week 1 High series of 598 on week 3 High average of 197.33 after bowling week 3  
 Low game of 163 on week 1 Low series of 586 on week 1 Low average of 195.33 after bowling week 1

