

Sunday 9:00 am

**Classic Lanes**

Lanes 1 - 16

Note: This report includes information through March 23 which is week 32 of 32

**Team 4: Pomp's Tire Service**

Name	Pins	Gms	True Average	Book Ave	High Game	High Sers	Points Won	Points Lost	%Won
Secora, John C.	18762	93	201.74	199	289	717	48.0	45.0	51.61 %
Guida Sr, Nick	16665	87	191.55	196	259	671	42.5	44.5	48.85 %
Secora Jr, John	19318	96	201.23	210	263	754	43.5	52.5	45.31 %
Guida, John	506	3	168.67	216	174	506		3.0	0.00 %
Schwalbach, Jeff	585	3	195.00	190	203	585	3.0		100.00 %

**Team History**

Week No.	Bowling Date	Opp. Team	-1-	-2-	-3-	Total	Last Wk WON	Last Wk Lost	Points Won	Points Lost	Year-To-Date WON	Y-T-D LOST	High Game	High Sers
1	09/08/13	3	611	524	617	1752	6	10	6	10	6	10	617	1752
2	09/15/13	14	614	573	562	1749	10	6	16	16	16	16	617	1752
3	09/22/13	12	564	567	593	1724	5	11	21	27	21	27	617	1752
4	09/29/13	7	614	641	569	1824	5	11	26	38	26	38	641	1824
5	10/06/13	15	687	615	569	1871	8	8	34	46	34	46	687	1871
6	10/13/13	1	616	649	615	1880	9	7	43	53	43	53	687	1880
7	10/20/13	9	574	519	556	1649	7	9	50	62	50	62	687	1880
8	10/27/13	5	601	634	563	1798	7 ½	8 ½	57 ½	70 ½	57 ½	70 ½	687	1880
9	11/03/13	13	524	621	566	1711	4	12	61 ½	82 ½	61 ½	82 ½	687	1880
10	11/03/13	2	573	534	620	1727	11	5	72 ½	87 ½	72 ½	87 ½	687	1880
11	11/10/13	16	652	573	639	1864	14	2	86 ½	89 ½	86 ½	89 ½	687	1880
12	11/17/13	11	580	523	520	1623	6	10	92 ½	99 ½	92 ½	99 ½	687	1880
13	11/17/13	10	637	626	619	1882	5 ½	10 ½	98	110	98	110	687	1882
14	12/01/13	8	637	704	569	1910	10	6	108	116	108	116	704	1910
15	12/08/13	6	536	597	591	1724	5	11	113	127	113	127	704	1910
16	12/15/13	9	690	639	622	1951	13	3	126	130	126	130	704	1951

**End of 1st part**

17	12/22/13	3	545	500	591	1636	2	14	2	14	128	144	704	1951
18	12/29/13	14	517	735	577	1829	9	7	11	21	137	151	735	1951
19	01/05/14	12	521	540	569	1630	3	13	14	34	140	164	735	1951
20	01/12/14	7	607	627	652	1886	15	1	29	35	155	165	735	1951
21	01/19/14	15	585	585	531	1701	4	12	33	47	159	177	735	1951
22	01/26/14	1	635	536	631	1802	5	11	38	58	164	188	735	1951
23	01/26/14	9	584	615	606	1805	13	3	51	61	177	191	735	1951
24	02/02/14	5	580	560	543	1683	3	13	54	74	180	204	735	1951
25	02/09/14	13	539	516	607	1662	4	12	58	86	184	216	735	1951
26	02/16/14	2	612	585	623	1820	13	3	71	89	197	219	735	1951
27	02/23/14	16	548	495	595	1638	3	13	74	102	200	232	735	1951
28	03/02/14	11	675	648	632	1955	13 ½	2 ½	87 ½	104 ½	213 ½	234 ½	735	1955
29	03/09/14	10	517	658	584	1759	11	5	98 ½	109 ½	224 ½	239 ½	735	1955
30	03/09/14	8	577	643	551	1771	11	5	109 ½	114 ½	235 ½	244 ½	735	1955
31	03/16/14	6	561	605	636	1802	5	11	114 ½	125 ½	240 ½	255 ½	735	1955
32	03/23/14	7	663	619	556	1838	11	5	125 ½	130 ½	251 ½	260 ½	735	1955

# Sunday Morning Threesome

Sunday 9:00 am

Classic Lanes

Lanes 1 - 16

Note: This report includes information through March 23 which is week 32 of 32

## John C. Secora's Bowling Record - Team 4: Pomp's Tire Service

Week No.	Bowling Date	Old Ave	---Average Change---			Total	Pins	Gms	New - Old --> +/-			High Game	High Sers	Points Won	Points Lost	%Won
			-1-	-2-	-3-											
1	09/08/13	bk199	225	171	170	566	566	3	188.67	- 0.00	= 188.67	225	566	1.0	2.0	33.33 %
2	09/15/13	bk199				0	566	3	188.67	- 188.67	= 0.00	225	566	1.0	2.0	33.33 %
3	09/22/13	bk199	195	194	221	610	1176	6	196.00	- 188.67	= 7.33	225	610	3.0	3.0	50.00 %
4	09/29/13	bk199	196	216	132	544	1720	9	191.11	- 196.00	= -4.89	225	610	4.0	5.0	44.44 %
5	10/06/13	191	267	236	193	696	2416	12	201.33	- 191.11	= 10.22	267	696	7.0	5.0	58.33 %
6	10/13/13	201	147	220	176	543	2959	15	197.27	- 201.33	= -4.07	267	696	8.0	7.0	53.33 %
7	10/20/13	197	208	180	165	553	3512	18	195.11	- 197.27	= -2.16	267	696	9.0	9.0	50.00 %
8	10/27/13	195	175	152	207	534	4046	21	192.67	- 195.11	= -2.44	267	696	10.0	11.0	47.62 %
9	11/03/13	192	183	226	191	600	4646	24	193.58	- 192.67	= 0.92	267	696	13.0	11.0	54.17 %
10	11/03/13	193	181	188	192	561	5207	27	192.85	- 193.58	= -0.73	267	696	14.0	13.0	51.85 %
11	11/10/13	192	225	253	239	717	5924	30	197.47	- 192.85	= 4.61	267	717	17.0	13.0	56.67 %
12	11/17/13	197	226	173	188	587	6511	33	197.30	- 197.47	= -0.16	267	717	18.0	15.0	54.55 %
13	11/17/13	197	221	214	242	677	7188	36	199.67	- 197.30	= 2.36	267	717	19.0	17.0	52.78 %
14	12/01/13	199	205	268	231	704	7892	39	202.36	- 199.67	= 2.69	268	717	21.0	18.0	53.85 %
15	12/08/13	202	168	203	241	612	8504	42	202.48	- 202.36	= 0.12	268	717	23.0	19.0	54.76 %
16	12/15/13	202	242	172	179	593	9097	45	202.16	- 202.48	= -0.32	268	717	24.0	21.0	53.33 %

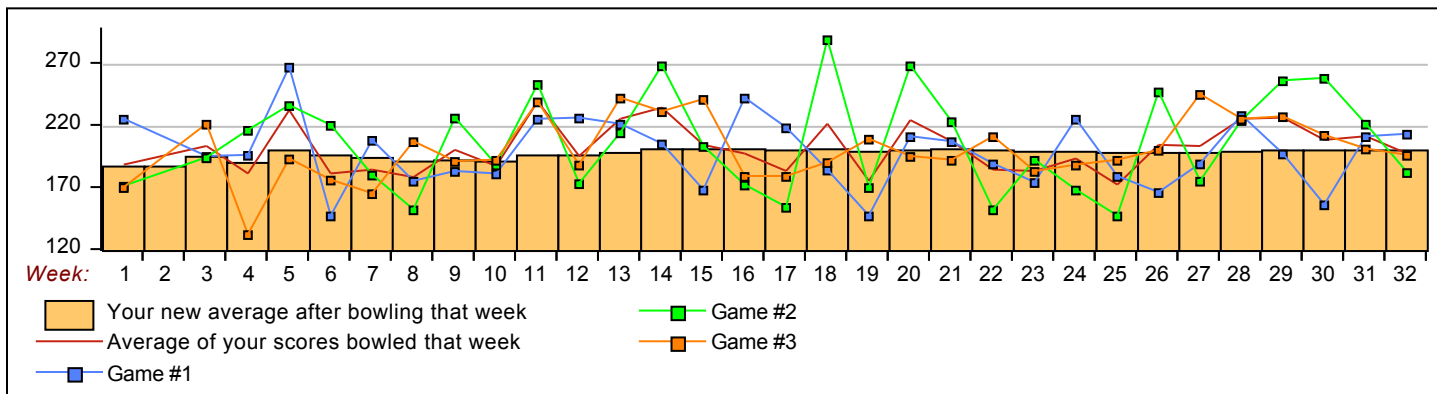
### End of 1st part

17	12/22/13	202	218	154	179	551	9648	48	201.00	- 202.16	= -1.16	268	717	25.0	23.0	52.08 %
18	12/29/13	201	184	289	190	663	10311	51	202.18	- 201.00	= 1.18	289	717	27.0	24.0	52.94 %
19	01/05/14	202	147	170	209	526	10837	54	200.69	- 202.18	= -1.49	289	717	28.0	26.0	51.85 %
20	01/12/14	200	211	268	195	674	11511	57	201.95	- 200.69	= 1.26	289	717	31.0	26.0	54.39 %
21	01/19/14	201	207	223	192	622	12133	60	202.22	- 201.95	= 0.27	289	717	32.0	28.0	53.33 %
22	01/26/14	202	189	152	211	552	12685	63	201.35	- 202.22	= -0.87	289	717	33.0	30.0	52.38 %
23	01/26/14	201	174	192	183	549	13234	66	200.52	- 201.35	= -0.83	289	717	35.0	31.0	53.03 %
24	02/02/14	200	225	168	188	581	13815	69	200.22	- 200.52	= -0.30	289	717	35.0	34.0	50.72 %
25	02/09/14	200	179	147	192	518	14333	72	199.07	- 200.22	= -1.15	289	717	36.0	36.0	50.00 %
26	02/16/14	199	166	247	200	613	14946	75	199.28	- 199.07	= 0.21	289	717	37.0	38.0	49.33 %
27	02/23/14	199	189	175	245	609	15555	78	199.42	- 199.28	= 0.14	289	717	38.0	40.0	48.72 %
28	03/02/14	199	228	224	225	677	16232	81	200.40	- 199.42	= 0.97	289	717	40.0	41.0	49.38 %
29	03/09/14	200	197	256	227	680	16912	84	201.33	- 200.40	= 0.94	289	717	43.0	41.0	51.19 %
30	03/09/14	201	156	258	212	626	17538	87	201.59	- 201.33	= 0.25	289	717	44.0	43.0	50.57 %
31	03/16/14	201	211	221	201	633	18171	90	201.90	- 201.59	= 0.31	289	717	46.0	44.0	51.11 %
32	03/23/14	201	213	182	196	591	18762	93	201.74	- 201.90	= -0.16	289	717	48.0	45.0	51.61 %

<100	100's	125's	150's	175's	200's	225's	250's	275's	300's
		4	14	30	22	16	6	1	
<400	400's	450's	500's	550's	600's	650's	700's	750's	800's
			6	9	8	6	2		

Ave of Game 1	Ave of Game 2	Ave of Game 3
198.65	206.19	200.39

High game of 289 on week 18 High series of 717 on week 1 High average of 202.48 after bowling week 15  
 Low game of 132 on week 4 Low series of 518 on week 2 Low average of 188.67 after bowling week 1



# Sunday Morning Threesome

Sunday 9:00 am

Classic Lanes

Lanes 1 - 16

Note: This report includes information through March 23 which is week 32 of 32

## Nick Guida's Bowling Record - Team 4: Pomp's Tire Service

Week No.	Bowling Date	Old Ave	---Average Change---			Total	Pins	Gms	New - Old --> +/-			High Game	High Sers	Points Won	Points Lost	%Won
			-1-	-2-	-3-											
1	09/08/13	bk196	205	167	192	564	564	3	188.00	- 0.00	= 188.00	205	564		3.0	0.00 %
2	09/15/13	bk196	<b>213</b>	<b>191</b>	177	581	1145	6	190.83	- 188.00	= 2.83	213	581	2.0	4.0	33.33 %
3	09/22/13	bk196	173	185	170	528	1673	9	185.89	- 190.83	= -4.94	213	581	2.0	7.0	22.22 %
4	09/29/13	185	218	<b>224</b>	202	644	2317	12	193.08	- 185.89	= 7.19	224	644	3.0	9.0	25.00 %
5	10/06/13	193	<b>199</b>	188	174	561	2878	15	191.87	- 193.08	= -1.22	224	644	4.0	11.0	26.67 %
6	10/13/13	191	212	202	216	630	3508	18	194.89	- 191.87	= 3.02	224	644	4.0	14.0	22.22 %
7	10/20/13	194	<b>182</b>	<b>159</b>	<b>221</b>	562	4070	21	193.81	- 194.89	= -1.08	224	644	7.0	14.0	33.33 %
8	10/27/13	193	<b>223</b>	<b>258</b>	<b>190</b>	671	4741	24	197.54	- 193.81	= 3.73	258	671	10.0	14.0	41.67 %
9	11/03/13	197	147	202	157	506	5247	27	194.33	- 197.54	= -3.21	258	671	10.0	17.0	37.04 %
10	11/03/13	194	181	137	194	512	5759	30	191.97	- 194.33	= -2.37	258	671	10.0	20.0	33.33 %
11	11/10/13	191	<b>192</b>	150	191	533	6292	33	190.67	- 191.97	= -1.30	258	671	11.0	22.0	33.33 %
12	11/17/13	190	<b>192</b>	<b>164</b>	128	484	6776	36	188.22	- 190.67	= -2.44	258	671	13.0	23.0	36.11 %
13	11/17/13	188	<b>191</b>	174	148	513	7289	39	186.90	- 188.22	= -1.32	258	671	14.5	24.5	37.18 %
14	12/01/13	186	<b>221</b>	<b>227</b>	138	586	7875	42	187.50	- 186.90	= 0.60	258	671	16.5	25.5	39.29 %
15	12/08/13	187	205	204	160	569	8444	45	187.64	- 187.50	= 0.14	258	671	16.5	28.5	36.67 %
16	12/15/13	187	191	<b>222</b>	<b>191</b>	604	9048	48	188.50	- 187.64	= 0.86	258	671	18.5	29.5	38.54 %

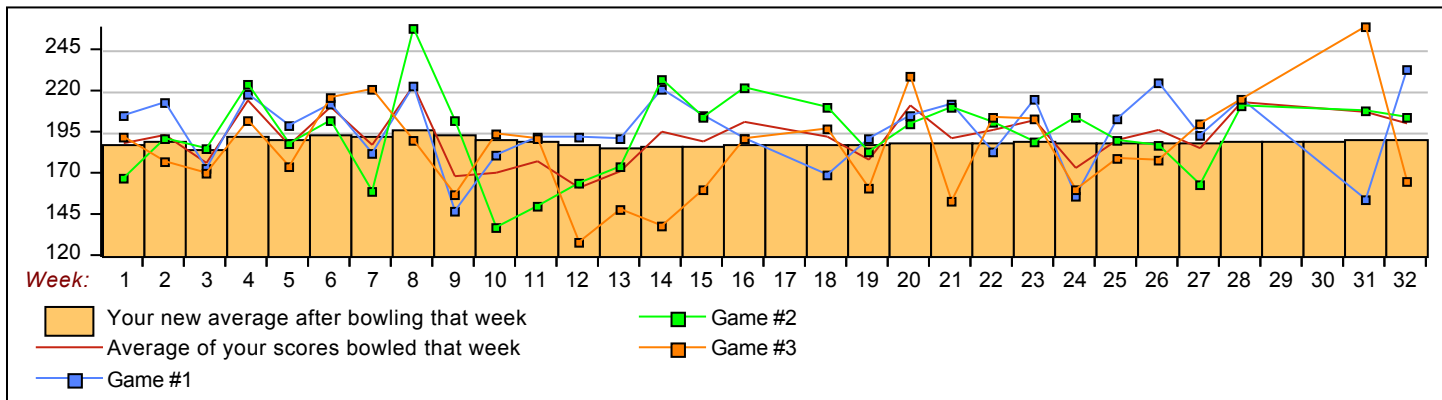
## End of 1st part

17	12/22/13	188				0	9048	48	188.50	- 188.50	= 0.00	258	671	18.5	29.5	38.54 %
18	12/29/13	188	169	<b>210</b>	<b>197</b>	576	9624	51	188.71	- 188.50	= 0.21	258	671	20.5	30.5	40.20 %
19	01/05/14	188	<b>191</b>	183	161	535	10159	54	188.13	- 188.71	= -0.58	258	671	21.5	32.5	39.81 %
20	01/12/14	188	<b>205</b>	<b>200</b>	<b>229</b>	634	10793	57	189.35	- 188.13	= 1.22	258	671	24.5	32.5	42.98 %
21	01/19/14	189	<b>212</b>	<b>210</b>	153	575	11368	60	189.47	- 189.35	= 0.12	258	671	26.5	33.5	44.17 %
22	01/26/14	189	183	201	<b>204</b>	588	11956	63	189.78	- 189.47	= 0.31	258	671	27.5	35.5	43.65 %
23	01/26/14	189	<b>215</b>	<b>189</b>	<b>203</b>	607	12563	66	190.35	- 189.78	= 0.57	258	671	30.5	35.5	46.21 %
24	02/02/14	190	156	<b>204</b>	160	520	13083	69	189.61	- 190.35	= -0.74	258	671	31.5	37.5	45.65 %
25	02/09/14	189	203	<b>190</b>	179	572	13655	72	189.65	- 189.61	= 0.04	258	671	32.5	39.5	45.14 %
26	02/16/14	189	<b>225</b>	<b>187</b>	<b>178</b>	590	14245	75	189.93	- 189.65	= 0.28	258	671	35.5	39.5	47.33 %
27	02/23/14	189	<b>193</b>	<b>163</b>	200	556	14801	78	189.76	- 189.93	= -0.18	258	671	37.5	40.5	48.08 %
28	03/02/14	189	<b>215</b>	<b>211</b>	<b>215</b>	641	15442	81	190.64	- 189.76	= 0.89	258	671	40.5	40.5	50.00 %
29	03/09/14	190				0	15442	81	190.64	- 190.64	= 0.00	258	671	40.5	40.5	50.00 %
30	03/09/14	190				0	15442	81	190.64	- 190.64	= 0.00	258	671	40.5	40.5	50.00 %
31	03/16/14	190	154	208	<b>259</b>	621	16063	84	191.23	- 190.64	= 0.58	259	671	41.5	42.5	49.40 %
32	03/23/14	191	<b>233</b>	204	165	602	16665	87	191.55	- 191.23	= 0.33	259	671	42.5	44.5	48.85 %

<100	100's	125's	150's	175's	200's	225's	250's	275's	300's
		5	18	26	32	4	2		
<400	400's	450's	500's	550's	600's	650's	700's	750's	800's
		1	7	12	8	1			

Ave of Game 1    Ave of Game 2    Ave of Game 3  
 196.52                      193.59                      184.55

High game of **259** on week **31** High series of **671** on week **8** High average of **197.54** after bowling week **8**  
 Low game of **128** on week **12** Low series of **484** on week **12** Low average of **185.89** after bowling week **3**



Sunday 9:00 am

## Classic Lanes

Lanes 1 - 16

Note: This report includes information through March 23 which is week 32 of 32

### John Secora Jr's Bowling Record - Team 4: Pomp's Tire Service

Week No.	Bowling Date	Old Ave	---Average Change---			Total	Pins	Gms	New - Old --> +/-			High Game	High Sers	Points Won	Points Lost	%Won		
			-1-	-2-	-3-													
1	09/08/13	bk210	181	186	<b>255</b>	622	622	3	207.33	-	0.00	= 207.33	255	622	1.0	2.0	33.33 %	
2	09/15/13	bk210	199	179	205	583	1205	6	200.83	-	207.33	= -6.50	255	622	1.0	5.0	16.67 %	
3	09/22/13	bk210	196	188	<b>202</b>	586	1791	9	199.00	-	200.83	= -1.83	255	622	2.0	7.0	22.22 %	
4	09/29/13		199	200	<b>201</b>	636	2427	12	202.25	-	199.00	= 3.25	255	636	3.0	9.0	25.00 %	
5	10/06/13		202	<b>221</b>	191	202	614	3041	15	202.73	-	202.25	= 0.48	255	636	4.0	11.0	26.67 %
6	10/13/13		202	<b>257</b>	<b>227</b>	<b>223</b>	707	3748	18	208.22	-	202.73	= 5.49	257	707	7.0	11.0	38.89 %
7	10/20/13		208	<b>184</b>	180	170	534	4282	21	203.90	-	208.22	= -4.32	257	707	8.0	13.0	38.10 %
8	10/27/13		203	<b>203</b>	224	166	593	4875	24	203.13	-	203.90	= -0.78	257	707	9.0	15.0	37.50 %
9	11/03/13		203	<b>194</b>	193	218	605	5480	27	202.96	-	203.13	= -0.16	257	707	10.0	17.0	37.04 %
10	11/03/13		202	<b>211</b>	<b>209</b>	<b>234</b>	654	6134	30	204.47	-	202.96	= 1.50	257	707	13.0	17.0	43.33 %
11	11/10/13		204	<b>235</b>	<b>170</b>	<b>209</b>	614	6748	33	204.48	-	204.47	= 0.02	257	707	16.0	17.0	48.48 %
12	11/17/13		204	162	186	<b>204</b>	552	7300	36	202.78	-	204.48	= -1.71	257	707	17.0	19.0	47.22 %
13	11/17/13		202	<b>225</b>	<b>238</b>	229	692	7992	39	204.92	-	202.78	= 2.15	257	707	18.0	21.0	46.15 %
14	12/01/13		204	<b>211</b>	209	200	620	8612	42	205.05	-	204.92	= 0.12	257	707	19.0	23.0	45.24 %
15	12/08/13		205	163	<b>190</b>	190	543	9155	45	203.44	-	205.05	= -1.60	257	707	20.0	25.0	44.44 %
16	12/15/13		203	<b>257</b>	<b>245</b>	<b>252</b>	754	9909	48	206.44	-	203.44	= 2.99	257	754	23.0	25.0	47.92 %

### End of 1st part

17	12/22/13		206	153	179	<b>247</b>	579	10488	51	205.65	-	206.44	= -0.79	257	754	24.0	27.0	47.06 %
18	12/29/13		205	164	236	190	590	11078	54	205.15	-	205.65	= -0.50	257	754	24.0	30.0	44.44 %
19	01/05/14		205	183	<b>187</b>	199	569	11647	57	204.33	-	205.15	= -0.81	257	754	25.0	32.0	43.86 %
20	01/12/14		204	<b>191</b>	159	<b>228</b>	578	12225	60	203.75	-	204.33	= -0.58	257	754	27.0	33.0	45.00 %
21	01/19/14		203	166	152	<b>186</b>	504	12729	63	202.05	-	203.75	= -1.70	257	754	28.0	35.0	44.44 %
22	01/26/14		202	<b>263</b>	183	216	662	13391	66	202.89	-	202.05	= 0.85	263	754	29.0	37.0	43.94 %
23	01/26/14		202	195	<b>234</b>	<b>220</b>	649	14040	69	203.48	-	202.89	= 0.58	263	754	31.0	38.0	44.93 %
24	02/02/14		203	<b>199</b>	188	<b>195</b>	582	14622	72	203.08	-	203.48	= -0.39	263	754	33.0	39.0	45.83 %
25	02/09/14		203	157	179	236	572	15194	75	202.59	-	203.08	= -0.50	263	754	33.0	42.0	44.00 %
26	02/16/14		202	<b>221</b>	151	<b>245</b>	617	15811	78	202.71	-	202.59	= 0.12	263	754	35.0	43.0	44.87 %
27	02/23/14		202	166	157	150	473	16284	81	201.04	-	202.71	= -1.67	263	754	35.0	46.0	43.21 %
28	03/02/14		201	<b>232</b>	<b>213</b>	192	637	16921	84	201.44	-	201.04	= 0.40	263	754	36.5	47.5	43.45 %
29	03/09/14		201	151	<b>256</b>	<b>208</b>	615	17536	87	201.56	-	201.44	= 0.12	263	754	38.5	48.5	44.25 %
30	03/09/14		201	<b>232</b>	<b>191</b>	166	589	18125	90	201.39	-	201.56	= -0.17	263	754	40.5	49.5	45.00 %
31	03/16/14		201	196	176	176	548	18673	93	200.78	-	201.39	= -0.60	263	754	40.5	52.5	43.55 %
32	03/23/14		200	<b>217</b>	<b>233</b>	<b>195</b>	645	19318	96	201.23	-	200.78	= 0.44	263	754	43.5	52.5	45.31 %

<100
100's
125's
150's
175's
200's
225's
250's
275's
300's

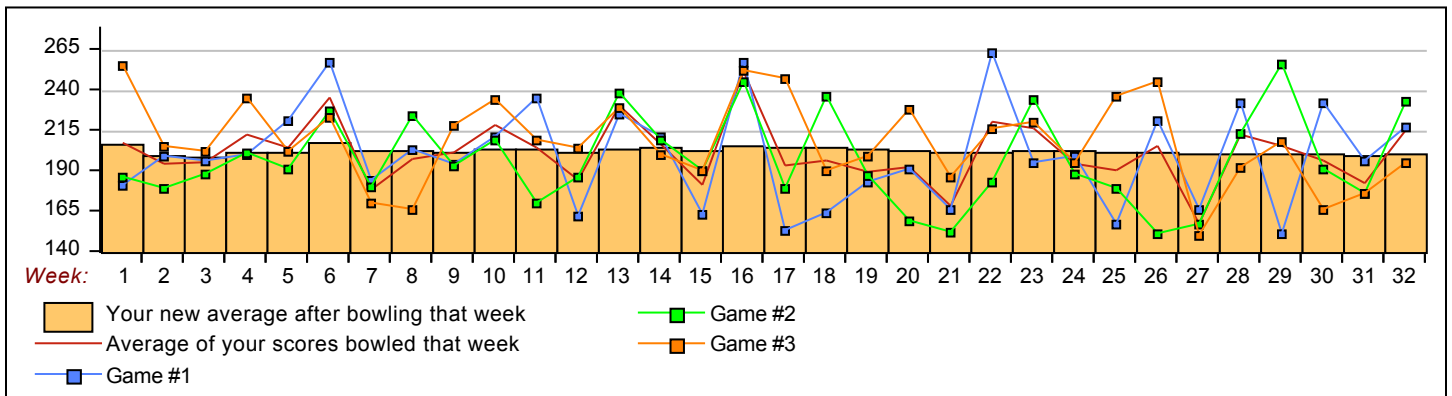
17
33
23
17
6

<400
400's
450's
500's
550's
600's
650's
700's
750's
800's

Ave of Game 1
Ave of Game 2
Ave of Game 3

199.53
196.56
207.59

High game of 263 on week 22 High series of 754 on week 18 High average of 208.22 after bowling week 6  
 Low game of 150 on week 27 Low series of 473 on week 27 Low average of 199.00 after bowling week 3



# Sunday Morning Threesome

Sunday 9:00 am

Classic Lanes

Lanes 1 - 16

Note: This report includes information through March 23 which is week 32 of 32

## John Guida's Bowling Record - Team 4: Pomp's Tire Service

Week No.	Bowling Date	Old Ave	---Average Change---			Total	Pins	Gms	---Average Change---			High Game	High Sers	Points Won	Points Lost	%Won	
			-1-	-2-	-3-				New	Old	+/-						
1	09/08/13	bk216				0	0	0	-	0.00	=	0.00	0	0			0.00 %
2	09/15/13	bk216				0	0	0	-	0.00	=	0.00	0	0			0.00 %
3	09/22/13	bk216				0	0	0	-	0.00	=	0.00	0	0			0.00 %
4	09/29/13	bk216				0	0	0	-	0.00	=	0.00	0	0			0.00 %
5	10/06/13	bk216				0	0	0	-	0.00	=	0.00	0	0			0.00 %
6	10/13/13	bk216				0	0	0	-	0.00	=	0.00	0	0			0.00 %
7	10/20/13	bk216				0	0	0	-	0.00	=	0.00	0	0			0.00 %
8	10/27/13	bk216				0	0	0	-	0.00	=	0.00	0	0			0.00 %
9	11/03/13	bk216				0	0	0	-	0.00	=	0.00	0	0			0.00 %
10	11/03/13	bk216				0	0	0	-	0.00	=	0.00	0	0			0.00 %
11	11/10/13	bk216				0	0	0	-	0.00	=	0.00	0	0			0.00 %
12	11/17/13	bk216				0	0	0	-	0.00	=	0.00	0	0			0.00 %
13	11/17/13	bk216				0	0	0	-	0.00	=	0.00	0	0			0.00 %
14	12/01/13	bk216				0	0	0	-	0.00	=	0.00	0	0			0.00 %
15	12/08/13	bk216				0	0	0	-	0.00	=	0.00	0	0			0.00 %
16	12/15/13	bk216				0	0	0	-	0.00	=	0.00	0	0			0.00 %

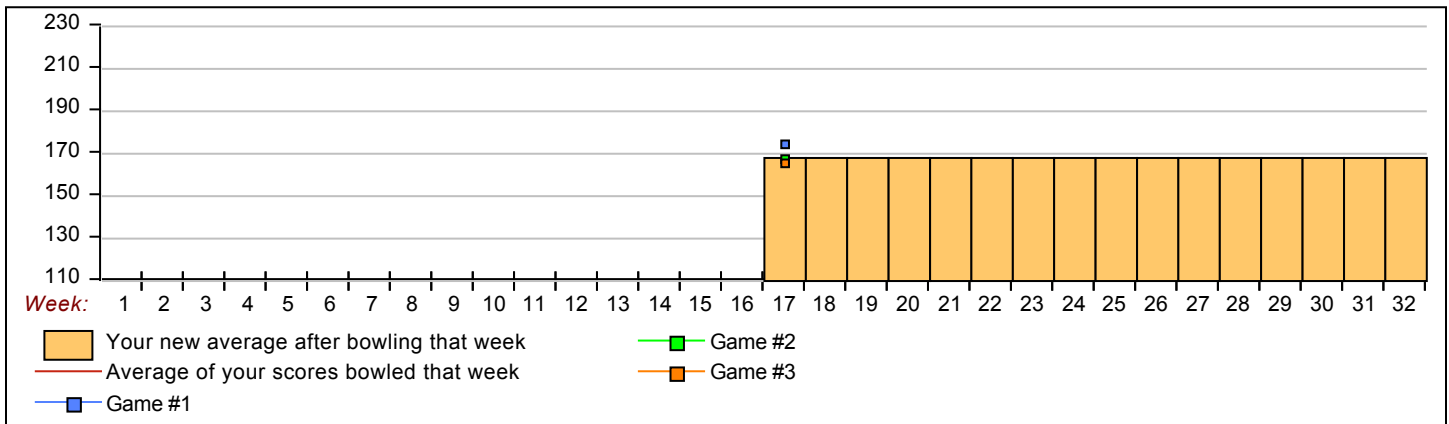
## End of 1st part

17	12/22/13	bk216	174	167	165	506	506	3	168.67	-	0.00	=	168.67	174	506			3.0	0.00 %
18	12/29/13	bk216				0	506	3	168.67	-	168.67	=	0.00	174	506			3.0	0.00 %
19	01/05/14	bk216				0	506	3	168.67	-	168.67	=	0.00	174	506			3.0	0.00 %
20	01/12/14	bk216				0	506	3	168.67	-	168.67	=	0.00	174	506			3.0	0.00 %
21	01/19/14	bk216				0	506	3	168.67	-	168.67	=	0.00	174	506			3.0	0.00 %
22	01/26/14	bk216				0	506	3	168.67	-	168.67	=	0.00	174	506			3.0	0.00 %
23	01/26/14	bk216				0	506	3	168.67	-	168.67	=	0.00	174	506			3.0	0.00 %
24	02/02/14	bk216				0	506	3	168.67	-	168.67	=	0.00	174	506			3.0	0.00 %
25	02/09/14	bk216				0	506	3	168.67	-	168.67	=	0.00	174	506			3.0	0.00 %
26	02/16/14	bk216				0	506	3	168.67	-	168.67	=	0.00	174	506			3.0	0.00 %
27	02/23/14	bk216				0	506	3	168.67	-	168.67	=	0.00	174	506			3.0	0.00 %
28	03/02/14	bk216				0	506	3	168.67	-	168.67	=	0.00	174	506			3.0	0.00 %
29	03/09/14	bk216				0	506	3	168.67	-	168.67	=	0.00	174	506			3.0	0.00 %
30	03/09/14	bk216				0	506	3	168.67	-	168.67	=	0.00	174	506			3.0	0.00 %
31	03/16/14	bk216				0	506	3	168.67	-	168.67	=	0.00	174	506			3.0	0.00 %
32	03/23/14	bk216				0	506	3	168.67	-	168.67	=	0.00	174	506			3.0	0.00 %

<100	100's	125's	150's	175's	200's	225's	250's	275's	300's
			3						
<400	400's	450's	500's	550's	600's	650's	700's	750's	800's
			1						

Ave of Game 1	Ave of Game 2	Ave of Game 3
174.00	167.00	165.00

High game of 174 on week 17 High series of 506 on week 17 High average of 168.67 after bowling week 17  
 Low game of 165 on week 17 Low series of 506 on week 17 Low average of 168.67 after bowling week 17



# Sunday Morning Threesome

Sunday 9:00 am

Classic Lanes

Lanes 1 - 16

Note: This report includes information through March 23 which is week 32 of 32

## Jeff Schwalbach's Bowling Record - Team 4: Pomp's Tire Service

Week No.	Bowling Date	Old Ave	---Average Change---			Total	Pins	Gms	New - Old --> +/-			High Game	High Sers	Points Won	Points Lost	%Won		
			-1-	-2-	-3-													
1	09/08/13	bk190				0	0	0	-	0.00	=	0.00	0	0			0.00 %	
2	09/15/13	bk190	202	203	180	585	585	3	195.00	-	0.00	=	195.00	203	585	3.0		100.00 %
3	09/22/13	bk190				0	585	3	195.00	-	195.00	=	0.00	203	585	3.0		100.00 %
4	09/29/13	bk190				0	585	3	195.00	-	195.00	=	0.00	203	585	3.0		100.00 %
5	10/06/13	bk190				0	585	3	195.00	-	195.00	=	0.00	203	585	3.0		100.00 %
6	10/13/13	bk190				0	585	3	195.00	-	195.00	=	0.00	203	585	3.0		100.00 %
7	10/20/13	bk190				0	585	3	195.00	-	195.00	=	0.00	203	585	3.0		100.00 %
8	10/27/13	bk190				0	585	3	195.00	-	195.00	=	0.00	203	585	3.0		100.00 %
9	11/03/13	bk190				0	585	3	195.00	-	195.00	=	0.00	203	585	3.0		100.00 %
10	11/03/13	bk190				0	585	3	195.00	-	195.00	=	0.00	203	585	3.0		100.00 %
11	11/10/13	bk190				0	585	3	195.00	-	195.00	=	0.00	203	585	3.0		100.00 %
12	11/17/13	bk190				0	585	3	195.00	-	195.00	=	0.00	203	585	3.0		100.00 %
13	11/17/13	bk190				0	585	3	195.00	-	195.00	=	0.00	203	585	3.0		100.00 %
14	12/01/13	bk190				0	585	3	195.00	-	195.00	=	0.00	203	585	3.0		100.00 %
15	12/08/13	bk190				0	585	3	195.00	-	195.00	=	0.00	203	585	3.0		100.00 %
16	12/15/13	bk190				0	585	3	195.00	-	195.00	=	0.00	203	585	3.0		100.00 %

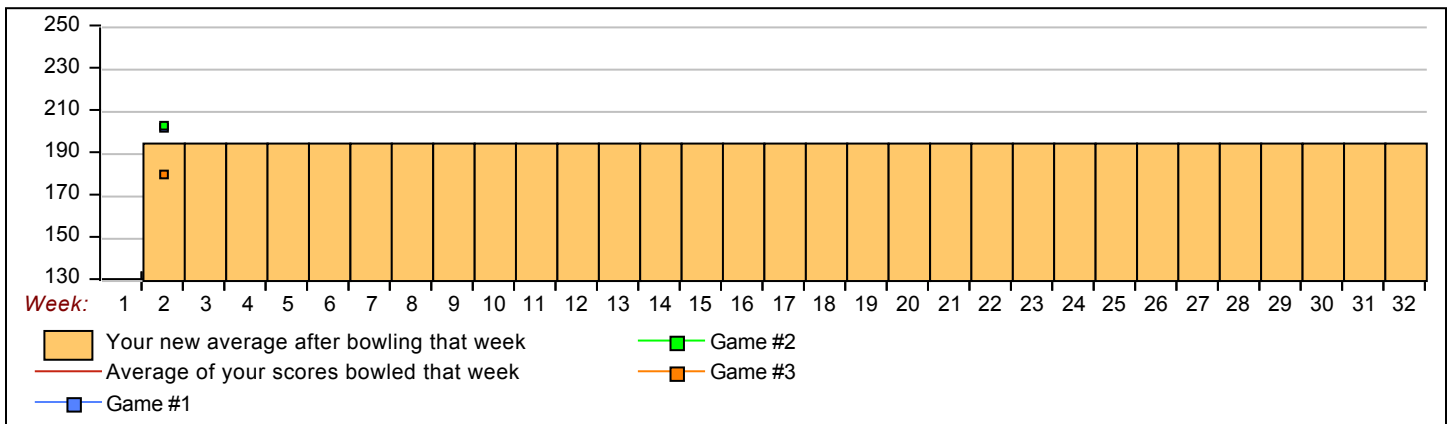
### End of 1st part

17	12/22/13	bk190				0	585	3	195.00	-	195.00	=	0.00	203	585	3.0		100.00 %
18	12/29/13	bk190				0	585	3	195.00	-	195.00	=	0.00	203	585	3.0		100.00 %
19	01/05/14	bk190				0	585	3	195.00	-	195.00	=	0.00	203	585	3.0		100.00 %
20	01/12/14	bk190				0	585	3	195.00	-	195.00	=	0.00	203	585	3.0		100.00 %
21	01/19/14	bk190				0	585	3	195.00	-	195.00	=	0.00	203	585	3.0		100.00 %
22	01/26/14	bk190				0	585	3	195.00	-	195.00	=	0.00	203	585	3.0		100.00 %
23	01/26/14	bk190				0	585	3	195.00	-	195.00	=	0.00	203	585	3.0		100.00 %
24	02/02/14	bk190				0	585	3	195.00	-	195.00	=	0.00	203	585	3.0		100.00 %
25	02/09/14	bk190				0	585	3	195.00	-	195.00	=	0.00	203	585	3.0		100.00 %
26	02/16/14	bk190				0	585	3	195.00	-	195.00	=	0.00	203	585	3.0		100.00 %
27	02/23/14	bk190				0	585	3	195.00	-	195.00	=	0.00	203	585	3.0		100.00 %
28	03/02/14	bk190				0	585	3	195.00	-	195.00	=	0.00	203	585	3.0		100.00 %
29	03/09/14	bk190				0	585	3	195.00	-	195.00	=	0.00	203	585	3.0		100.00 %
30	03/09/14	bk190				0	585	3	195.00	-	195.00	=	0.00	203	585	3.0		100.00 %
31	03/16/14	bk190				0	585	3	195.00	-	195.00	=	0.00	203	585	3.0		100.00 %
32	03/23/14	bk190				0	585	3	195.00	-	195.00	=	0.00	203	585	3.0		100.00 %

<100	100's	125's	150's	175's	200's	225's	250's	275's	300's
				1	2				
<400	400's	450's	500's	550's	600's	650's	700's	750's	800's
				1					

<b>Ave of Game 1</b>	<b>Ave of Game 2</b>	<b>Ave of Game 3</b>
202.00	203.00	180.00

High game of 203 on week 2 High series of 585 on week 2 High average of 195.00 after bowling week 2  
 Low game of 180 on week 2 Low series of 585 on week 2 Low average of 195.00 after bowling week 2



# Sunday Morning Threesome

Sunday 9:00 am

Classic Lanes

Lanes 1 - 16

Note: This report includes information through March 23 which is week 32 of 32

## Michelle Secora's Bowling Record

Week No.	Bowling Date	Old Ave	---Average Change---			Total	Pins	Gms	---Average Change---			High Game	High Sers	Points Won	Points Lost	%Won
			-1-	-2-	-3-				New	Old	+/-					
1	09/08/13	180				0	0	0	-	0.00	=	0.00	0	0		0.00 %
2	09/15/13	180				0	0	0	-	0.00	=	0.00	0	0		0.00 %
3	09/22/13	180				0	0	0	-	0.00	=	0.00	0	0		0.00 %
4	09/29/13	180				0	0	0	-	0.00	=	0.00	0	0		0.00 %
5	10/06/13	180				0	0	0	-	0.00	=	0.00	0	0		0.00 %
6	10/13/13	180				0	0	0	-	0.00	=	0.00	0	0		0.00 %
7	10/20/13	180				0	0	0	-	0.00	=	0.00	0	0		0.00 %
8	10/27/13	180				0	0	0	-	0.00	=	0.00	0	0		0.00 %
9	11/03/13	180				0	0	0	-	0.00	=	0.00	0	0		0.00 %
10	11/03/13	180				0	0	0	-	0.00	=	0.00	0	0		0.00 %
11	11/10/13	180				0	0	0	-	0.00	=	0.00	0	0		0.00 %
12	11/17/13	180				0	0	0	-	0.00	=	0.00	0	0		0.00 %
13	11/17/13	180				0	0	0	-	0.00	=	0.00	0	0		0.00 %
14	12/01/13	180				0	0	0	-	0.00	=	0.00	0	0		0.00 %
15	12/08/13	180				0	0	0	-	0.00	=	0.00	0	0		0.00 %
16	12/15/13	180				0	0	0	-	0.00	=	0.00	0	0		0.00 %

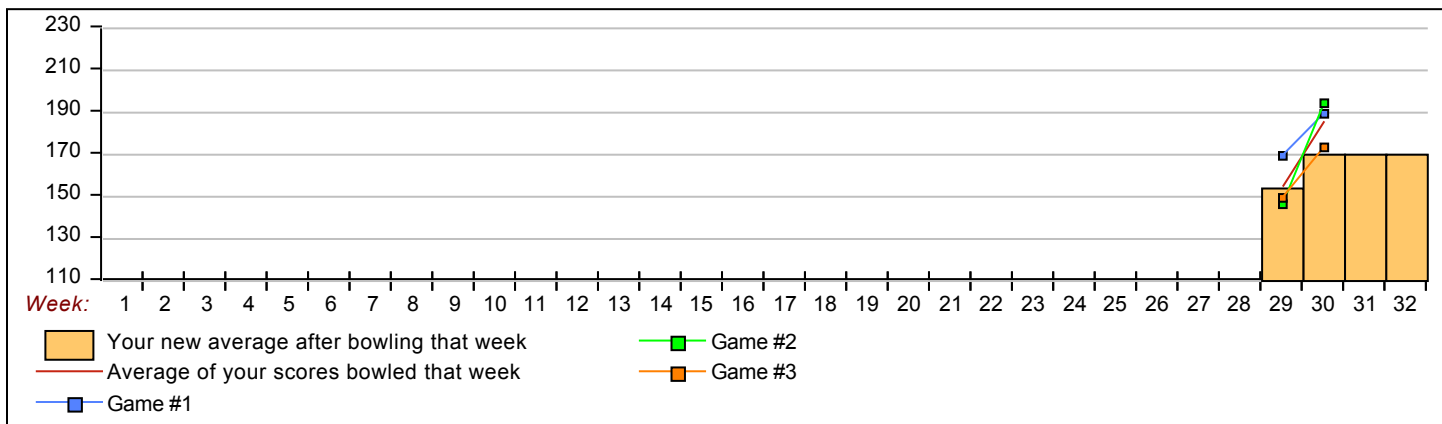
## End of 1st part

17	12/22/13	180				0	0	0	-	0.00	=	0.00	0	0		0.00 %		
18	12/29/13	180				0	0	0	-	0.00	=	0.00	0	0		0.00 %		
19	01/05/14	180				0	0	0	-	0.00	=	0.00	0	0		0.00 %		
20	01/12/14	180				0	0	0	-	0.00	=	0.00	0	0		0.00 %		
21	01/19/14	180				0	0	0	-	0.00	=	0.00	0	0		0.00 %		
22	01/26/14	180				0	0	0	-	0.00	=	0.00	0	0		0.00 %		
23	01/26/14	180				0	0	0	-	0.00	=	0.00	0	0		0.00 %		
24	02/02/14	180				0	0	0	-	0.00	=	0.00	0	0		0.00 %		
25	02/09/14	180				0	0	0	-	0.00	=	0.00	0	0		0.00 %		
26	02/16/14	180				0	0	0	-	0.00	=	0.00	0	0		0.00 %		
27	02/23/14	180				0	0	0	-	0.00	=	0.00	0	0		0.00 %		
28	03/02/14	180				0	0	0	-	0.00	=	0.00	0	0		0.00 %		
29	03/09/14	154	169	146	149	464	464	3	154.67	-	0.00	=	154.67	169	464	1.0	2.0	33.33 %
30	03/09/14	154	189	194	173	556	1020	6	170.00	-	154.67	=	15.33	194	556	4.0	2.0	66.67 %
31	03/16/14	170				0	1020	6	170.00	-	170.00	=	0.00	194	556	4.0	2.0	66.67 %
32	03/23/14	170				0	1020	6	170.00	-	170.00	=	0.00	194	556	4.0	2.0	66.67 %

<100	100's	125's	150's	175's	200's	225's	250's	275's	300's
		2	2	2					
<400	400's	450's	500's	550's	600's	650's	700's	750's	800's
		1		1					

<b>Ave of Game 1</b>	<b>Ave of Game 2</b>	<b>Ave of Game 3</b>
179.00	170.00	161.00

High game of 194 on week 30 High series of 556 on week 30 High average of 170.00 after bowling week 30  
 Low game of 146 on week 29 Low series of 464 on week 29 Low average of 154.67 after bowling week 29



Sunday 9:00 am

## Classic Lanes

Lanes 1 - 16

Note: This report includes information through March 23 which is week 32 of 32

### Barry Savasta's Bowling Record

Week No.	Bowling Date	Old Ave	---Average Change---			Total	Pins	Gms	New - Old ----> +/-			High Game	High Sers	Points Won	Points Lost	%Won	
			-1-	-2-	-3-												
1	09/08/13	bk189				0	0	0	-	0.00	=	0.00	0	0			0.00 %
2	09/15/13	bk189				0	0	0	-	0.00	=	0.00	0	0			0.00 %
3	09/22/13	bk189				0	0	0	-	0.00	=	0.00	0	0			0.00 %
4	09/29/13	bk189				0	0	0	-	0.00	=	0.00	0	0			0.00 %
5	10/06/13	bk189				0	0	0	-	0.00	=	0.00	0	0			0.00 %
6	10/13/13	bk189				0	0	0	-	0.00	=	0.00	0	0			0.00 %
7	10/20/13	bk189				0	0	0	-	0.00	=	0.00	0	0			0.00 %
8	10/27/13	bk189				0	0	0	-	0.00	=	0.00	0	0			0.00 %
9	11/03/13	bk189				0	0	0	-	0.00	=	0.00	0	0			0.00 %
10	11/03/13	bk189				0	0	0	-	0.00	=	0.00	0	0			0.00 %
11	11/10/13	bk189				0	0	0	-	0.00	=	0.00	0	0			0.00 %
12	11/17/13	bk189				0	0	0	-	0.00	=	0.00	0	0			0.00 %
13	11/17/13	bk189				0	0	0	-	0.00	=	0.00	0	0			0.00 %
14	12/01/13	bk189				0	0	0	-	0.00	=	0.00	0	0			0.00 %
15	12/08/13	bk189				0	0	0	-	0.00	=	0.00	0	0			0.00 %
16	12/15/13	bk189				0	0	0	-	0.00	=	0.00	0	0			0.00 %

### End of 1st part

17	12/22/13	bk189	189	188	232	609	609	3	203.00	-	0.00	=	203.00	232	609	2.0	1.0	66.67 %
18	12/29/13	bk189				0	609	3	203.00	-	203.00	=	0.00	232	609	2.0	1.0	66.67 %
19	01/05/14	bk189	169	221	203	593	1202	6	200.33	-	203.00	=	-2.67	232	609	4.0	2.0	66.67 %
20	01/12/14	bk189	205	201	208	614	1816	9	201.78	-	200.33	=	1.44	232	614	7.0	2.0	77.78 %
21	01/19/14	201				0	1816	9	201.78	-	201.78	=	0.00	232	614	7.0	2.0	77.78 %
22	01/26/14	201				0	1816	9	201.78	-	201.78	=	0.00	232	614	7.0	2.0	77.78 %
23	01/26/14	201				0	1816	9	201.78	-	201.78	=	0.00	232	614	7.0	2.0	77.78 %
24	02/02/14	201				0	1816	9	201.78	-	201.78	=	0.00	232	614	7.0	2.0	77.78 %
25	02/09/14	201	233	259	145	637	2453	12	204.42	-	201.78	=	2.64	259	637	9.0	3.0	75.00 %
26	02/16/14	204				0	2453	12	204.42	-	204.42	=	0.00	259	637	9.0	3.0	75.00 %
27	02/23/14	204				0	2453	12	204.42	-	204.42	=	0.00	259	637	9.0	3.0	75.00 %
28	03/02/14	204				0	2453	12	204.42	-	204.42	=	0.00	259	637	9.0	3.0	75.00 %
29	03/09/14	204				0	2453	12	204.42	-	204.42	=	0.00	259	637	9.0	3.0	75.00 %
30	03/09/14	204				0	2453	12	204.42	-	204.42	=	0.00	259	637	9.0	3.0	75.00 %
31	03/16/14	204				0	2453	12	204.42	-	204.42	=	0.00	259	637	9.0	3.0	75.00 %
32	03/23/14	204				0	2453	12	204.42	-	204.42	=	0.00	259	637	9.0	3.0	75.00 %

<u>&lt;100</u>	<u>100's</u>	<u>125's</u>	<u>150's</u>	<u>175's</u>	<u>200's</u>	<u>225's</u>	<u>250's</u>	<u>275's</u>	<u>300's</u>
		1	1	2	5	2	1		
<u>&lt;400</u>	<u>400's</u>	<u>450's</u>	<u>500's</u>	<u>550's</u>	<u>600's</u>	<u>650's</u>	<u>700's</u>	<u>750's</u>	<u>800's</u>
				1	3				

<u>Ave of Game 1</u>	<u>Ave of Game 2</u>	<u>Ave of Game 3</u>
199.00	217.25	197.00

High game of	259	on week	25	High series of	637	on week	25	High average of	204.42	after bowling week	25
Low game of	145	on week	25	Low series of	593	on week	19	Low average of	200.33	after bowling week	19

