

Sunday Morning Threesome

Sunday 9:00 am

Classic Lanes

Lanes 1 - 16

Note: This report includes information through December 15 which is week 16 of 33

Team 5: Mad Dogs

Name	Pins	Gms	True Average	Book Ave	High Game	High Sers	Points Won	Points Lost	%Won
Schilling, Greg	5954	30	198.47	217	256	680	20.0	19.0	51.28 %
Provost, Glen	6741	38	177.39	182	268	631	14.0	33.0	29.79 %
Schilling, Derek	6328	33	191.76	195	279	667	18.0	24.0	42.86 %
Volt, Rick	1753	15	116.87	119	141	377	8.0	7.0	53.33 %

Team History

Week No.	Bowling Date	Opp. Team	-1-	-2-	-3-	Total	Last Wk WON	Last Wk Lost	Points Won	Points Lost	Year-To-Date WON	Y-T-D LOST	High Game	High Sers
1	09/08/13	6	583	483	582	1648	5	11	5	11	5	11	583	1648
2	09/15/13	10	459	410	474	1343	7	9	12	20	12	20	583	1648
3	09/22/13	2	528	644	507	1679	2	14	14	34	14	34	644	1679
4	09/29/13	16	574	542	461	1577	2	14	16	48	16	48	644	1679
5	10/06/13	8	523	496	486	1505	3	13	19	61	19	61	644	1679
6	10/13/13	11	456	446	589	1491	5	11	24	72	24	72	644	1679
7	10/20/13	13	512	547	468	1527	10	6	34	78	34	78	644	1679
8	10/27/13	4	587	649	514	1750	8 ½	7 ½	42 ½	85 ½	42 ½	85 ½	649	1750
9	11/03/13	7	0	0	0	0	5	11	47 ½	96 ½	47 ½	96 ½	649	1750
10	11/03/13	3	0	0	0	0	2	14	49 ½	110 ½	49 ½	110 ½	649	1750
11	11/10/13	15	0	0	0	0	6	10	55 ½	120 ½	55 ½	120 ½	649	1750
12	11/17/13	1	501	470	426	1397	1	15	56 ½	135 ½	56 ½	135 ½	649	1750
13	11/17/13	9	607	552	587	1746	14	2	70 ½	137 ½	70 ½	137 ½	649	1750
14	12/01/13	12	560	597	669	1826	7	9	77 ½	146 ½	77 ½	146 ½	669	1826
15	12/08/13	14	483	559	523	1565	8	8	85 ½	154 ½	85 ½	154 ½	669	1826
16	12/15/13	8	648	620	616	1884	9	7	94 ½	161 ½	94 ½	161 ½	669	1884

End of 1st part

Sunday Morning Threesome

Sunday 9:00 am

Classic Lanes

Lanes 1 - 16

Note: This report includes information through December 15 which is week 16 of 33

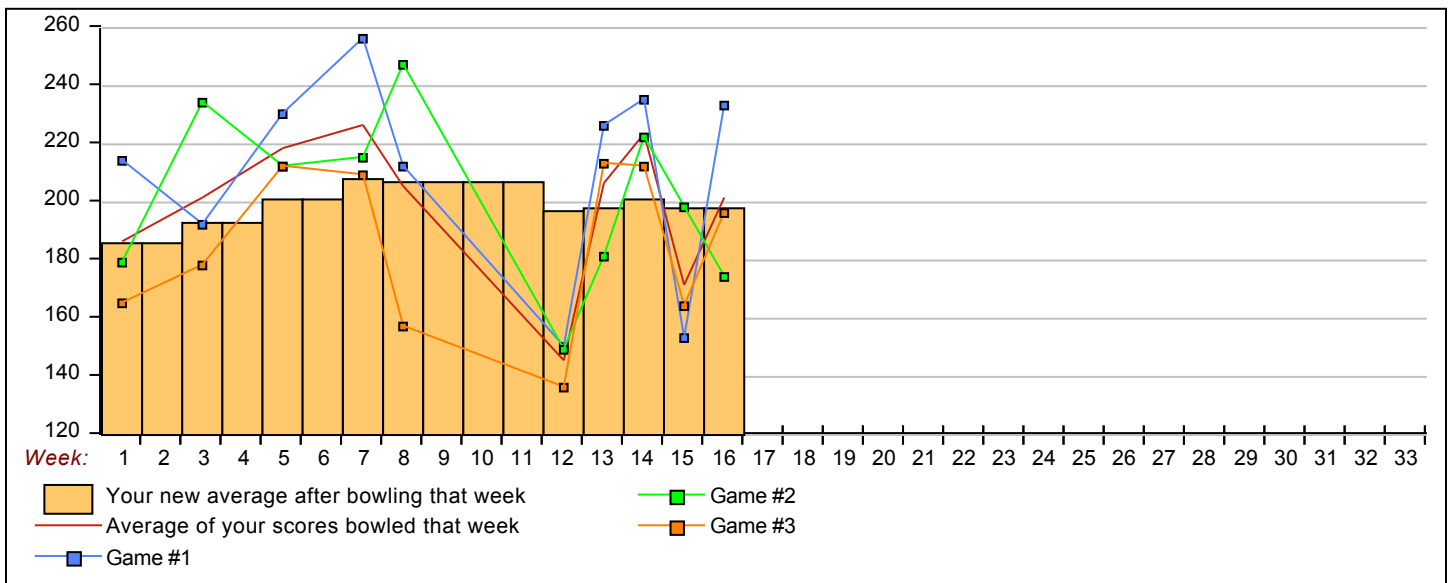
Greg Schilling's Bowling Record - Team 5: Mad Dogs

Week No.	Bowling Date	Old Ave	---Average Change---			Total	Pins	Gms	---Average Change---			High Game	High Sers	Points Won	Points Lost	%Won	
			-1-	-2-	-3-				New	Old	+/-						
1	09/08/13	bk217	214	179	165	558	558	3	186.00	-	0.00	= 186.00	214	558	1.0	2.0	33.33 %
2	09/15/13	bk217				0	558	3	186.00	-	186.00	= 0.00	214	558	1.0	2.0	33.33 %
3	09/22/13	bk217	192	234	178	604	1162	6	193.67	-	186.00	= 7.67	234	604	3.0	3.0	50.00 %
4	09/29/13	bk217				0	1162	6	193.67	-	193.67	= 0.00	234	604	3.0	3.0	50.00 %
5	10/06/13	bk217	230	212	212	654	1816	9	201.78	-	193.67	= 8.11	234	654	4.0	5.0	44.44 %
6	10/13/13	201				0	1816	9	201.78	-	201.78	= 0.00	234	654	4.0	5.0	44.44 %
7	10/20/13	201	256	215	209	680	2496	12	208.00	-	201.78	= 6.22	256	680	6.0	6.0	50.00 %
8	10/27/13	208	212	247	157	616	3112	15	207.47	-	208.00	= -0.53	256	680	8.0	7.0	53.33 %
9	11/03/13	207				0	3112	15	207.47	-	207.47	= 0.00	256	680	8.0	10.0	44.44 %
10	11/03/13	207				0	3112	15	207.47	-	207.47	= 0.00	256	680	8.0	13.0	38.10 %
11	11/10/13	207				0	3112	15	207.47	-	207.47	= 0.00	256	680	10.0	14.0	41.67 %
12	11/17/13	207	150	149	136	435	3547	18	197.06	-	207.47	= -10.41	256	680	10.0	17.0	37.04 %
13	11/17/13	197	226	181	213	620	4167	21	198.43	-	197.06	= -1.37	256	680	13.0	17.0	43.33 %
14	12/01/13	198	235	222	212	669	4836	24	201.50	-	198.43	= -3.07	256	680	15.0	18.0	45.45 %
15	12/08/13	201	153	198	164	515	5351	27	198.19	-	201.50	= -3.31	256	680	18.0	18.0	50.00 %
16	12/15/13	198	233	174	196	603	5954	30	198.47	-	198.19	= -0.28	256	680	20.0	19.0	51.28 %

End of 1st part

<100	100's	125's	150's	175's	200's	225's	250's	275's	300's
		2	6	6	9	6	1		
<400	400's	450's	500's	550's	600's	650's	700's	750's	800's
	1		1	1	4	3			
Ave of Game 1			Ave of Game 2			Ave of Game 3			
210.10			201.10			184.20			

High game of 256 on week 7 High series of 680 on week 7 High average of 208.00 after bowling week 7
 Low game of 136 on week 12 Low series of 435 on week 12 Low average of 186.00 after bowling week 1



Sunday Morning Threesome

Sunday 9:00 am

Classic Lanes

Lanes 1 - 16

Note: This report includes information through December 15 which is week 16 of 33

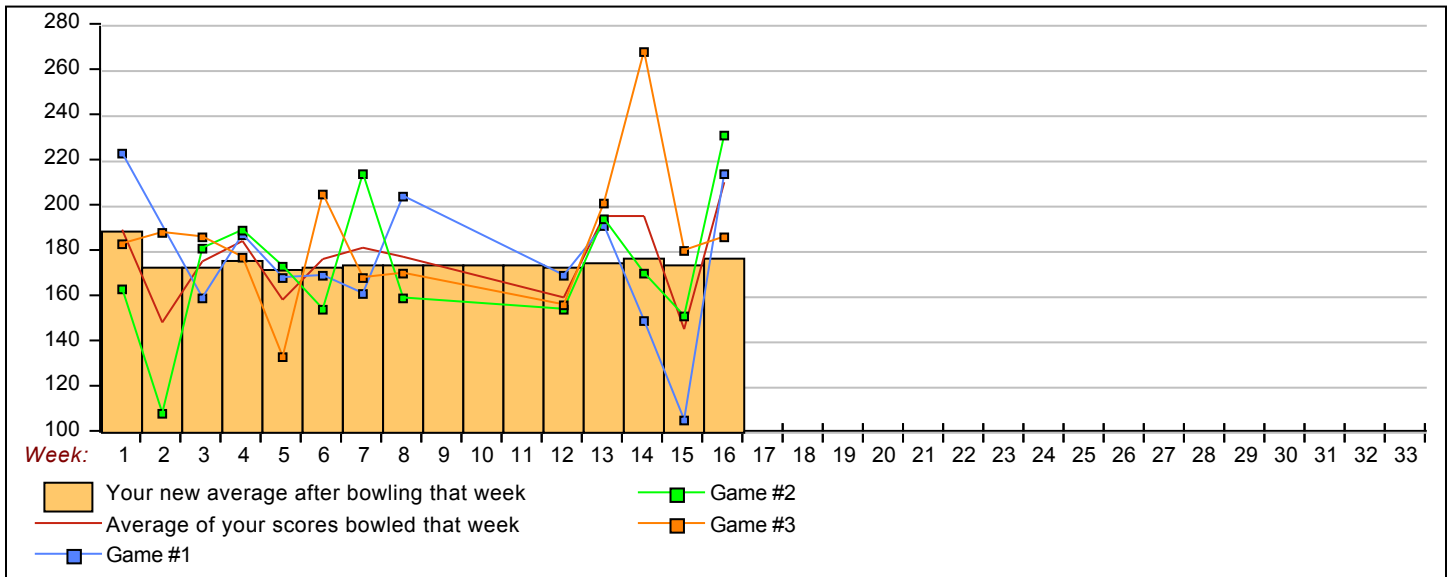
Glen Provost's Bowling Record - Team 5: Mad Dogs

Week No.	Bowling Date	Old Ave	---Average Change---			Pins	Gms	---Average Change---			High Game	High Sers	Points Won	Points Lost	%Won	
			-1-	-2-	-3-			New	Old	+/-						
1	09/08/13	bk182	223	163	183	569	569	3	189.67	- 0.00	= 189.67	223	569	1.0	2.0	33.33 %
2	09/15/13	bk182	a162	108	188	458	865	5	173.00	- 189.67	= -16.67	223	569	1.0	4.0	20.00 %
3	09/22/13	bk182	159	181	186	526	1391	8	173.88	- 173.00	= 0.88	223	569	1.0	7.0	12.50 %
4	09/29/13	bk182	187	189	177	553	1944	11	176.73	- 173.88	= 2.85	223	569	1.0	10.0	9.09 %
5	10/06/13	176	168	173	133	474	2418	14	172.71	- 176.73	= -4.01	223	569	1.0	13.0	7.14 %
6	10/13/13	172	169	154	205	528	2946	17	173.29	- 172.71	= 0.58	223	569	2.0	15.0	11.76 %
7	10/20/13	173	161	214	168	543	3489	20	174.45	- 173.29	= 1.16	223	569	3.0	17.0	15.00 %
8	10/27/13	174	204	159	170	533	4022	23	174.87	- 174.45	= 0.42	223	569	3.0	20.0	13.04 %
9	11/03/13	174				0	4022	23	174.87	- 174.87	= 0.00	223	569	5.0	21.0	19.23 %
10	11/03/13	174				0	4022	23	174.87	- 174.87	= 0.00	223	569	6.0	23.0	20.69 %
11	11/10/13	174				0	4022	23	174.87	- 174.87	= 0.00	223	569	7.0	25.0	21.88 %
12	11/17/13	174	169	154	156	479	4501	26	173.12	- 174.87	= -1.75	223	569	8.0	27.0	22.86 %
13	11/17/13	173	194	194	201	586	5087	29	175.41	- 173.12	= 2.30	223	586	11.0	27.0	28.95 %
14	12/01/13	175	149	170	268	587	5674	32	177.31	- 175.41	= 1.90	268	587	12.0	29.0	29.27 %
			268	--- 250 Game			--- USBC Awards									
			268	--- 75 Pins Over Game			--- USBC Awards									
15	12/08/13	177	105	151	180	436	6110	35	174.57	- 177.31	= -2.74	268	587	12.0	32.0	27.27 %
16	12/15/13	174	214	231	186	631	6741	38	177.39	- 174.57	= 2.82	268	631	14.0	33.0	29.79 %
			631	--- 600 Series			--- USBC Awards									
			231	--- 225 Game			--- USBC Awards									

End of 1st part

<100	100's	125's	150's	175's	200's	225's	250's	275's	300's
	2	2	15	11	6	1	1		
<400	400's	450's	500's	550's	600's	650's	700's	750's	800's
	1	3	4	4	1				
Ave of Game 1			Ave of Game 2			Ave of Game 3			
174.92			172.38			184.69			

High game of 268 on week 14 high series of 631 on week 16 high average of 189.67 after bowling week 1
 Low game of 105 on week 15 Low series of 436 on week 15 Low average of 172.71 after bowling week 5



Sunday Morning Threesome

Sunday 9:00 am

Classic Lanes

Lanes 1 - 16

Note: This report includes information through December 15 which is week 16 of 33

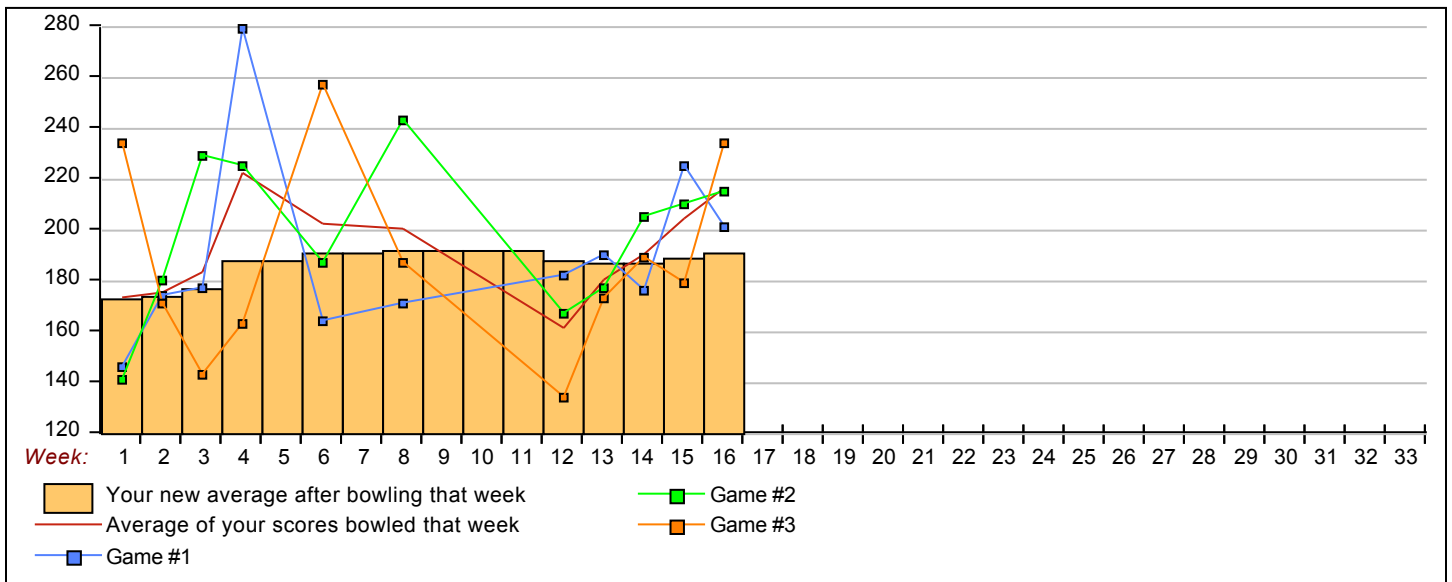
Derek Schilling's Bowling Record - Team 5: Mad Dogs

Week No.	Bowling Date	Old Ave	---Average Change---			Total	Pins	Gms	New - Old --> +/-			High Game	High Sers	Points Won	Points Lost	%Won
			-1-	-2-	-3-											
1	09/08/13	bk195	146	141	234	521	521	3	173.67	- 0.00	= 173.67	234	521	1.0	2.0	33.33 %
2	09/15/13	bk195	174	180	171	525	1046	6	174.33	- 173.67	= 0.67	234	525	3.0	3.0	50.00 %
3	09/22/13	bk195	177	229	143	549	1595	9	177.22	- 174.33	= 2.89	234	549	3.0	6.0	33.33 %
4	09/29/13	177	279	225	163	667	2262	12	188.50	- 177.22	= 11.28	279	667	5.0	7.0	41.67 %
<p style="text-align: center;">279 --- 75 Pins Over Game -- USBC Awards</p> <p style="text-align: center;">279 --- 275 Game -- USBC Awards</p>																
5	10/06/13	188				0	2870	12	188.50	- 188.50	= 0.00	279	667	5.0	7.0	41.67 %
6	10/13/13	188	164	187	257	608	2870	15	191.33	- 188.50	= 2.83	279	667	6.0	9.0	40.00 %
<p style="text-align: center;">257 --- 250 Game -- USBC Awards</p>																
7	10/20/13	191				0	2870	15	191.33	- 191.33	= 0.00	279	667	6.0	9.0	40.00 %
8	10/27/13	191	171	243	187	601	3471	18	192.83	- 191.33	= 1.50	279	667	8.0	10.0	44.44 %
9	11/03/13	192				0	3471	18	192.83	- 192.83	= 0.00	279	667	9.0	12.0	42.86 %
10	11/03/13	192				0	3471	18	192.83	- 192.83	= 0.00	279	667	10.0	14.0	41.67 %
11	11/10/13	192				0	3471	18	192.83	- 192.83	= 0.00	279	667	11.0	16.0	40.74 %
12	11/17/13	192	182	167	134	483	3954	21	188.29	- 192.83	= -4.55	279	667	11.0	19.0	36.67 %
13	11/17/13	188	190	177	173	540	4494	24	187.25	- 188.29	= -1.04	279	667	12.0	21.0	36.36 %
14	12/01/13	187	176	205	189	570	5064	27	187.56	- 187.25	= -0.31	279	667	14.0	22.0	38.89 %
15	12/08/13	187	225	210	179	614	5678	30	189.27	- 187.56	= -1.71	279	667	17.0	22.0	43.59 %
<p style="text-align: center;">225 --- 225 Game -- USBC Awards</p>																
16	12/15/13	189	201	215	234	650	6328	33	191.76	- 189.27	= 2.49	279	667	18.0	24.0	42.86 %

End of 1st part

<100	100's	125's	150's	175's	200's	225's	250's	275's	300's
		4	7	10	4	6	1	1	
<400	400's	450's	500's	550's	600's	650's	700's	750's	800's
		1	4	1	3	2			
Ave of Game 1			Ave of Game 2			Ave of Game 3			
189.55			198.09			187.64			

High game of **279** on week **4** High series of **667** on week **4** High average of **192.83** after bowling week **8**
 Low game of **134** on week **12** Low series of **483** on week **12** Low average of **173.67** after bowling week **1**



Sunday Morning Threesome

Sunday 9:00 am

Classic Lanes

Lanes 1 - 16

Note: This report includes information through December 15 which is week 16 of 33

Rick Volt's Bowling Record - Team 5: Mad Dogs

Week No.	Bowling Date	Old Ave	---Average Change---			Total	Pins	Gms	New - Old --> +/-			High Game	High Sers	Points Won	Points Lost	%Won		
			-1-	-2-	-3-													
1	09/08/13	bk119				0	0	0	-	0.00	=	0.00	0	0			0.00 %	
2	09/15/13	bk119	123	122	115	360	360	3	120.00	-	0.00	=	120.00	123	360	3.0		100.00 %
3	09/22/13	bk119				0	360	3	120.00	-	120.00	=	0.00	123	360	3.0		100.00 %
4	09/29/13	bk119	108	128	121	357	717	6	119.50	-	120.00	=	-0.50	128	360	3.0	3.0	50.00 %
5	10/06/13	bk119	125	111	141	377	1094	9	121.56	-	119.50	=	2.06	141	377	5.0	4.0	55.56 %
6	10/13/13	121	123	105	127	355	1449	12	120.75	-	121.56	=	-0.81	141	377	6.0	6.0	50.00 %
7	10/20/13	120	95	118	91	304	1753	15	116.87	-	120.75	=	-3.88	141	377	8.0	7.0	53.33 %
8	10/27/13	116				0	1753	15	116.87	-	116.87	=	0.00	141	377	8.0	7.0	53.33 %
9	11/03/13	116				0	1753	15	116.87	-	116.87	=	0.00	141	377	8.0	7.0	53.33 %
10	11/03/13	116				0	1753	15	116.87	-	116.87	=	0.00	141	377	8.0	7.0	53.33 %
11	11/10/13	116				0	1753	15	116.87	-	116.87	=	0.00	141	377	8.0	7.0	53.33 %
12	11/17/13	116				0	1753	15	116.87	-	116.87	=	0.00	141	377	8.0	7.0	53.33 %
13	11/17/13	116				0	1753	15	116.87	-	116.87	=	0.00	141	377	8.0	7.0	53.33 %
14	12/01/13	116				0	1753	15	116.87	-	116.87	=	0.00	141	377	8.0	7.0	53.33 %
15	12/08/13	116				0	1753	15	116.87	-	116.87	=	0.00	141	377	8.0	7.0	53.33 %
16	12/15/13	116				0	1753	15	116.87	-	116.87	=	0.00	141	377	8.0	7.0	53.33 %

End of 1st part

<u><100</u>	<u>100's</u>	<u>125's</u>	<u>150's</u>	<u>175's</u>	<u>200's</u>	<u>225's</u>	<u>250's</u>	<u>275's</u>	<u>300's</u>
2	9	4							
<u><400</u>	<u>400's</u>	<u>450's</u>	<u>500's</u>	<u>550's</u>	<u>600's</u>	<u>650's</u>	<u>700's</u>	<u>750's</u>	<u>800's</u>
5									

<u>Ave of Game 1</u>	<u>Ave of Game 2</u>	<u>Ave of Game 3</u>
114.80	116.80	119.00

High game of 141 on week 5 High series of 377 on week 5 High average of 121.56 after bowling week 5
 Low game of 91 on week 7 Low series of 304 on week 7 Low average of 116.87 after bowling week 7

