

Sunday 9:00 am

Classic Lanes

Lanes 1 - 16

Note: This report includes information through March 23 which is week 32 of 32

Team 6: Bob-A-Roo's Boyz

Name	Pins	Gms	True Average	Book Ave	High Game	High Sers	Points Won	Points Lost	%Won
Dooley, Nic	11467	54	212.35	224	279	711	29.0	25.0	53.70 %
Traber, Jason	19083	93	205.19	201	278	697	52.0	41.0	55.91 %
Cywinski, Brian	19064	96	198.58	196	290	711	57.5	38.5	59.90 %
Liebherr, Brian	9482	45	210.71	205	289	731	26.0	19.0	57.78 %

Team History

Week No.	Bowling Date	Opp. Team	-1-	-2-	-3-	Total	Last Wk WON	Last Wk Lost	Points Won	Points Lost	Year-To-Date WON	Y-T-D LOST	High Game	High Sers
1	09/08/13	5	579	573	607	1759	11	5	11	5	11	5	607	1759
2	09/15/13	15	567	561	576	1704	3	13	14	18	14	18	607	1759
3	09/22/13	1	590	716	609	1915	11	5	25	23	25	23	716	1915
4	09/29/13	9	652	607	587	1846	10	6	35	29	35	29	716	1915
5	10/06/13	3	466	544	619	1629	2	14	37	43	37	43	716	1915
6	10/13/13	14	588	586	553	1727	1	15	38	58	38	58	716	1915
7	10/20/13	12	620	601	577	1798	6	10	44	68	44	68	716	1915
8	10/27/13	7	671	574	581	1826	15	1	59	69	59	69	716	1915
9	11/03/13	10	580	604	588	1772	12	4	71	73	71	73	716	1915
10	11/03/13	11	623	518	620	1761	11	5	82	78	82	78	716	1915
11	11/10/13	8	633	623	608	1864	12	4	94	82	94	82	716	1915
12	11/17/13	2	567	603	526	1696	5	11	99	93	99	93	716	1915
13	11/17/13	13	607	552	587	1746	12	4	111	97	111	97	716	1915
14	12/01/13	16	574	639	622	1835	12	4	123	101	123	101	716	1915
15	12/08/13	4	645	591	630	1866	11	5	134	106	134	106	716	1915
16	12/15/13	14	596	606	740	1942	9	7	143	113	143	113	740	1942

End of 1st part

17	12/22/13	5	638	561	618	1817	11 ½	4 ½	11 ½	4 ½	154 ½	117 ½	740	1942
18	12/29/13	15	694	644	608	1946	10	6	21 ½	10 ½	164 ½	123 ½	740	1946
19	01/05/14	1	570	639	676	1885	6	10	27 ½	20 ½	170 ½	133 ½	740	1946
20	01/12/14	9	607	670	574	1851	7	9	34 ½	29 ½	177 ½	142 ½	740	1946
21	01/19/14	3	682	620	576	1878	6	10	40 ½	39 ½	183 ½	152 ½	740	1946
22	01/26/14	14	723	651	619	1993	13	3	53 ½	42 ½	196 ½	155 ½	740	1993
23	01/26/14	12	650	631	556	1837	9	7	62 ½	49 ½	205 ½	162 ½	740	1993
24	02/02/14	7	548	640	652	1840	8	8	70 ½	57 ½	213 ½	170 ½	740	1993
25	02/09/14	10	587	665	710	1962	11	5	81 ½	62 ½	224 ½	175 ½	740	1993
26	02/16/14	11	508	751	587	1846	5	11	86 ½	73 ½	229 ½	186 ½	751	1993
27	02/23/14	8	673	625	710	2008	14	2	100 ½	75 ½	243 ½	188 ½	751	2008
28	03/02/14	2	621	730	642	1993	14	2	114 ½	77 ½	257 ½	190 ½	751	2008
29	03/09/14	13	534	558	722	1814	5	11	119 ½	88 ½	262 ½	201 ½	751	2008
30	03/09/14	16	572	645	684	1901	7	9	126 ½	97 ½	269 ½	210 ½	751	2008
31	03/16/14	4	592	709	595	1896	11	5	137 ½	102 ½	280 ½	215 ½	751	2008
32	03/23/14	13	614	595	734	1943	10	6	147 ½	108 ½	290 ½	221 ½	751	2008

Sunday Morning Threesome

Sunday 9:00 am

Classic Lanes

Lanes 1 - 16

Note: This report includes information through March 23 which is week 32 of 32

Nic Dooley's Bowling Record - Team 6: Bob-A-Roo's Boyz

Week No.	Bowling Date	Old Ave	---Average Change---			Total	Pins	Gms	New - Old ----> +/-			High Game	High Sers	Points Won	Points Lost	%Won		
			-1-	-2-	-3-					=								
1	09/08/13	bk224				0	0	0	-	0.00	=	0.00	0	0			0.00 %	
2	09/15/13	bk224	213	159	149	521	521	3	173.67	-	0.00	=	173.67	213	521	1.0	2.0	33.33 %
3	09/22/13	bk224				0	521	3	173.67	-	173.67	=	0.00	213	521	1.0	2.0	33.33 %
4	09/29/13	bk224	225	166	201	592	1113	6	185.50	-	173.67	=	11.83	225	592	1.0	5.0	16.67 %
5	10/06/13	bk224				0	1113	6	185.50	-	185.50	=	0.00	225	592	1.0	5.0	16.67 %
6	10/13/13	bk224	220	202	156	578	1691	9	187.89	-	185.50	=	2.39	225	592	1.0	8.0	11.11 %
7	10/20/13	187				0	1691	9	187.89	-	187.89	=	0.00	225	592	1.0	8.0	11.11 %
8	10/27/13	187	239	235	201	675	2366	12	197.17	-	187.89	=	9.28	239	675	4.0	8.0	33.33 %
9	11/03/13	197	175	236	227	638	3004	15	200.27	-	197.17	=	3.10	239	675	7.0	8.0	46.67 %
10	11/03/13	200	231	214	185	630	3634	18	201.89	-	200.27	=	1.62	239	675	9.0	9.0	50.00 %
11	11/10/13	201				0	3634	18	201.89	-	201.89	=	0.00	239	675	9.0	9.0	50.00 %
12	11/17/13	201				0	3634	18	201.89	-	201.89	=	0.00	239	675	9.0	9.0	50.00 %
13	11/17/13	201				0	3634	18	201.89	-	201.89	=	0.00	239	675	9.0	9.0	50.00 %
14	12/01/13	201	190	244	258	692	4326	21	206.00	-	201.89	=	4.11	258	692	11.0	10.0	52.38 %
15	12/08/13	206				0	4326	21	206.00	-	206.00	=	0.00	258	692	11.0	10.0	52.38 %
16	12/15/13	206	206	226	254	686	5012	24	208.83	-	206.00	=	2.83	258	692	13.0	11.0	54.17 %

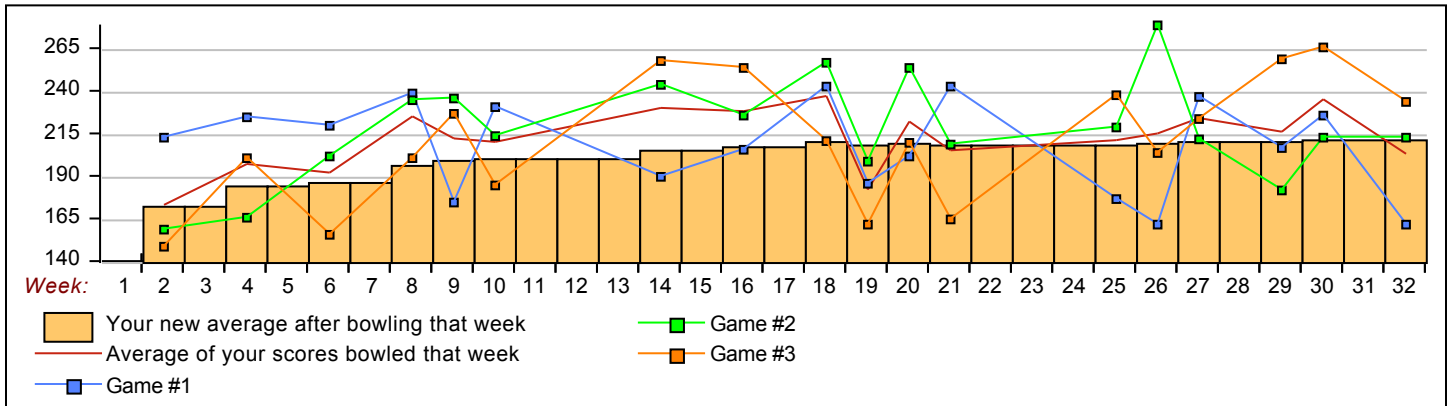
End of 1st part

17	12/22/13	208				0	5012	24	208.83	-	208.83	=	0.00	258	692	13.0	11.0	54.17 %
18	12/29/13	208	243	257	211	711	5723	27	211.96	-	208.83	=	3.13	258	711	16.0	11.0	59.26 %
19	01/05/14	211	186	199	162	547	6270	30	209.00	-	211.96	=	-2.96	258	711	16.0	14.0	53.33 %
20	01/12/14	209	202	254	210	666	6936	33	210.18	-	209.00	=	1.18	258	711	18.0	15.0	54.55 %
21	01/19/14	210	243	209	165	617	7553	36	209.81	-	210.18	=	-0.38	258	711	19.0	17.0	52.78 %
22	01/26/14	209				0	7553	36	209.81	-	209.81	=	0.00	258	711	19.0	17.0	52.78 %
23	01/26/14	209				0	7553	36	209.81	-	209.81	=	0.00	258	711	19.0	17.0	52.78 %
24	02/02/14	209				0	7553	36	209.81	-	209.81	=	0.00	258	711	19.0	17.0	52.78 %
25	02/09/14	209	177	219	238	634	8187	39	209.92	-	209.81	=	0.12	258	711	21.0	18.0	53.85 %
26	02/16/14	209	162	279	204	645	8832	42	210.29	-	209.92	=	0.36	279	711	22.0	20.0	52.38 %
27	02/23/14	210	237	212	224	673	9505	45	211.22	-	210.29	=	0.94	279	711	25.0	20.0	55.56 %
28	03/02/14	211				0	9505	45	211.22	-	211.22	=	0.00	279	711	25.0	20.0	55.56 %
29	03/09/14	211	207	182	259	648	10153	48	211.52	-	211.22	=	0.30	279	711	26.0	22.0	54.17 %
30	03/09/14	211	226	213	266	705	10858	51	212.90	-	211.52	=	1.38	279	711	28.0	23.0	54.90 %
31	03/16/14	212				0	10858	51	212.90	-	212.90	=	0.00	279	711	28.0	23.0	54.90 %
32	03/23/14	212	162	213	234	609	11467	54	212.35	-	212.90	=	-0.55	279	711	29.0	25.0	53.70 %

<u><100</u>	<u>100's</u>	<u>125's</u>	<u>150's</u>	<u>175's</u>	<u>200's</u>	<u>225's</u>	<u>250's</u>	<u>275's</u>	<u>300's</u>
		1	7	7	18	14	6	1	
<u><400</u>	<u>400's</u>	<u>450's</u>	<u>500's</u>	<u>550's</u>	<u>600's</u>	<u>650's</u>	<u>700's</u>	<u>750's</u>	<u>800's</u>
			2	2	7	5	2		

Ave of Game 1	Ave of Game 2	Ave of Game 3
208.00	217.72	211.33

High game of **279** on week **26** High series of **711** on week **18** High average of **212.90** after bowling week **30**
 Low game of **149** on week **2** Low series of **521** on week **2** Low average of **173.67** after bowling week **2**



Sunday Morning Threesome

Sunday 9:00 am

Classic Lanes

Lanes 1 - 16

Note: This report includes information through March 23 which is week 32 of 32

Jason Traber's Bowling Record - Team 6: Bob-A-Roo's Boyz

Week No.	Bowling Date	Old Ave	---Average Change---			Total	Pins	Gms	New - Old --> +/-			High Game	High Sers	Points Won	Points Lost	%Won
			-1-	-2-	-3-											
1	09/08/13	bk201	173	213	211	597	597	3	199.00	- 0.00	= 199.00	213	597	2.0	1.0	66.67 %
2	09/15/13	bk201	202	191	246	639	1236	6	206.00	- 199.00	= 7.00	246	639	3.0	3.0	50.00 %
3	09/22/13	bk201	211	223	213	647	1883	9	209.22	- 206.00	= 3.22	246	647	6.0	3.0	66.67 %
4	09/29/13	209	223	210	188	621	2504	12	208.67	- 209.22	= -0.56	246	647	8.0	4.0	66.67 %
5	10/06/13	208	133	210	234	577	3081	15	205.40	- 208.67	= -3.27	246	647	9.0	6.0	60.00 %
6	10/13/13	205	170	183	209	562	3643	18	202.39	- 205.40	= -3.01	246	647	9.0	9.0	50.00 %
7	10/20/13	202	162	181	178	521	4164	21	198.29	- 202.39	= -4.10	246	647	9.0	12.0	42.86 %
8	10/27/13	198	237	181	215	633	4797	24	199.88	- 198.29	= 1.59	246	647	12.0	12.0	50.00 %
9	11/03/13	199	233	168	187	588	5385	27	199.44	- 199.88	= -0.43	246	647	14.0	13.0	51.85 %
10	11/03/13	199	183	150	268	601	5986	30	199.53	- 199.44	= 0.09	268	647	16.0	14.0	53.33 %
11	11/10/13	199	243	214	180	637	6623	33	200.70	- 199.53	= 1.16	268	647	18.0	15.0	54.55 %
12	11/17/13	200	191	174	162	527	7150	36	198.61	- 200.70	= -2.09	268	647	19.0	17.0	52.78 %
13	11/17/13	198	191	194	201	586	7736	39	198.36	- 198.61	= -0.25	268	647	21.0	18.0	53.85 %
14	12/01/13	198	191	232	186	609	8345	42	198.69	- 198.36	= 0.33	268	647	24.0	18.0	57.14 %
15	12/08/13	198	226	246	173	645	8990	45	199.78	- 198.69	= 1.09	268	647	27.0	18.0	60.00 %
16	12/15/13	199	213	206	278	697	9687	48	201.81	- 199.78	= 2.03	278	697	29.0	19.0	60.42 %

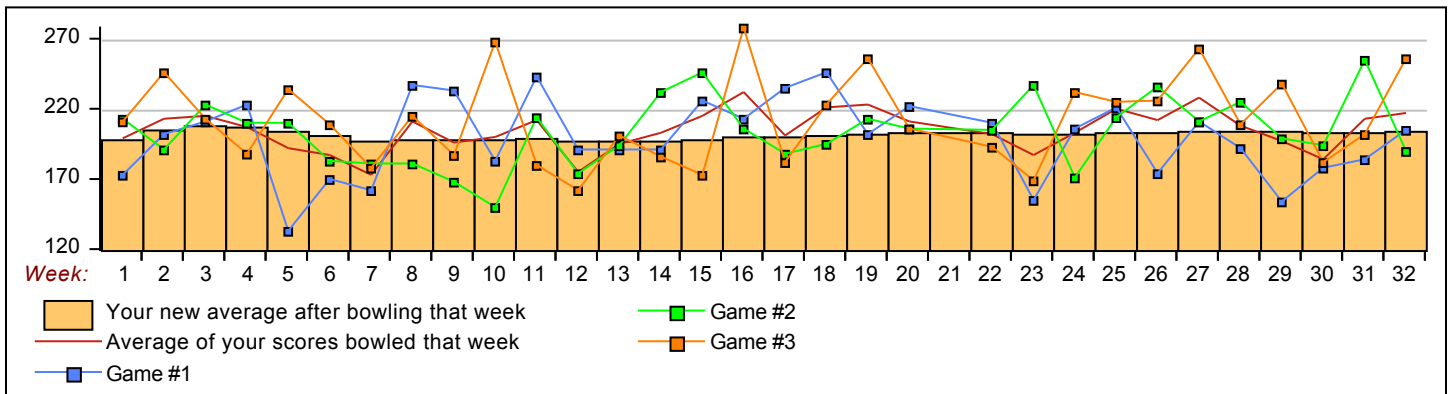
End of 1st part

17	12/22/13	201	235	188	182	605	10292	51	201.80	- 201.81	= -0.01	278	697	31.0	20.0	60.78 %
18	12/29/13	201	246	195	223	664	10956	54	202.89	- 201.80	= 1.08	278	697	32.0	22.0	59.26 %
19	01/05/14	202	202	213	256	671	11627	57	203.98	- 202.89	= 1.09	278	697	34.0	23.0	59.65 %
20	01/12/14	203	222	206	206	634	12261	60	204.35	- 203.98	= 0.37	278	697	35.0	25.0	58.33 %
21	01/19/14	204				0	12261	60	204.35	- 204.35	= 0.00	278	697	35.0	25.0	58.33 %
22	01/26/14	204	210	205	193	608	12869	63	204.27	- 204.35	= -0.08	278	697	37.0	26.0	58.73 %
23	01/26/14	204	155	237	169	561	13430	66	203.48	- 204.27	= -0.78	278	697	38.0	28.0	57.58 %
24	02/02/14	203	206	171	232	609	14039	69	203.46	- 203.48	= -0.02	278	697	40.0	29.0	57.97 %
25	02/09/14	203	221	214	225	660	14699	72	204.15	- 203.46	= 0.69	278	697	42.0	30.0	58.33 %
26	02/16/14	204	174	236	226	636	15335	75	204.47	- 204.15	= 0.31	278	697	43.0	32.0	57.33 %
27	02/23/14	204	211	211	263	685	16020	78	205.38	- 204.47	= 0.92	278	697	44.0	34.0	56.41 %
28	03/02/14	205	192	225	209	626	16646	81	205.51	- 205.38	= 0.12	278	697	45.0	36.0	55.56 %
29	03/09/14	205	154	199	238	591	17237	84	205.20	- 205.51	= -0.30	278	697	46.0	38.0	54.76 %
30	03/09/14	205	178	194	182	554	17791	87	204.49	- 205.20	= -0.71	278	697	48.0	39.0	55.17 %
31	03/16/14	204	184	255	202	641	18432	90	204.80	- 204.49	= 0.31	278	697	50.0	40.0	55.56 %
32	03/23/14	204	205	190	256	651	19083	93	205.19	- 204.80	= 0.39	278	697	52.0	41.0	55.91 %

<100	100's	125's	150's	175's	200's	225's	250's	275's	300's
		1	13	25	31	17	5	1	
<400	400's	450's	500's	550's	600's	650's	700's	750's	800's
			2	8	15	6			

Ave of Game 1: 199.26 Ave of Game 2: 203.71 Ave of Game 3: 212.61

High game of 278 on week 16 High series of 697 on week 16 High average of 209.22 after bowling week 3
 Low game of 133 on week 5 Low series of 521 on week 7 Low average of 198.29 after bowling week 7



Note: This report includes information through March 23 which is week 32 of 32

Brian Cywinski's Bowling Record - Team 6: Bob-A-Roo's Boyz

Week No.	Bowling Date	Old Ave	---Average Change---			Total	Pins	Gms	New - Old --> +/-			High Game	High Sers	Points Won	Points Lost	%Won
			-1-	-2-	-3-											
1	09/08/13	bk196	170	198	186	554	554	3	184.67	- 0.00	= 184.67	198	554	2.0	1.0	66.67 %
2	09/15/13	bk196	152	211	181	544	1098	6	183.00	- 184.67	= -1.67	211	554	3.0	3.0	50.00 %
3	09/22/13	bk196	188	226	203	617	1715	9	190.56	- 183.00	= 7.56	226	617	4.0	5.0	44.44 %
4	09/29/13	190	204	231	198	633	2348	12	195.67	- 190.56	= 5.11	231	633	7.0	5.0	58.33 %
5	10/06/13	195	149	164	235	548	2896	15	193.07	- 195.67	= -2.60	235	633	7.0	8.0	46.67 %
6	10/13/13	193	198	201	188	587	3483	18	193.50	- 193.07	= 0.43	235	633	8.0	10.0	44.44 %
7	10/20/13	193	181	193	182	556	4039	21	192.33	- 193.50	= -1.17	235	633	10.0	11.0	47.62 %
8	10/27/13	192	195	158	165	518	4557	24	189.88	- 192.33	= -2.46	235	633	12.0	12.0	50.00 %
9	11/03/13	189	172	200	174	546	5103	27	189.00	- 189.88	= -0.88	235	633	14.0	13.0	51.85 %
10	11/03/13	189	209	154	167	530	5633	30	187.77	- 189.00	= -1.23	235	633	16.0	14.0	53.33 %
11	11/10/13	187	224	178	203	605	6238	33	189.03	- 187.77	= 1.26	235	633	19.0	14.0	57.58 %
12	11/17/13	189	186	203	152	541	6779	36	188.31	- 189.03	= -0.72	235	633	20.0	16.0	55.56 %
13	11/17/13	188	190	177	173	540	7319	39	187.67	- 188.31	= -0.64	235	633	23.0	16.0	58.97 %
14	12/01/13	187	193	163	178	534	7853	42	186.98	- 187.67	= -0.69	235	633	25.0	17.0	59.52 %
15	12/08/13	186	194	171	239	604	8457	45	187.93	- 186.98	= 0.96	239	633	27.0	18.0	60.00 %
16	12/15/13	187	177	174	208	559	9016	48	187.83	- 187.93	= -0.10	239	633	28.0	20.0	58.33 %

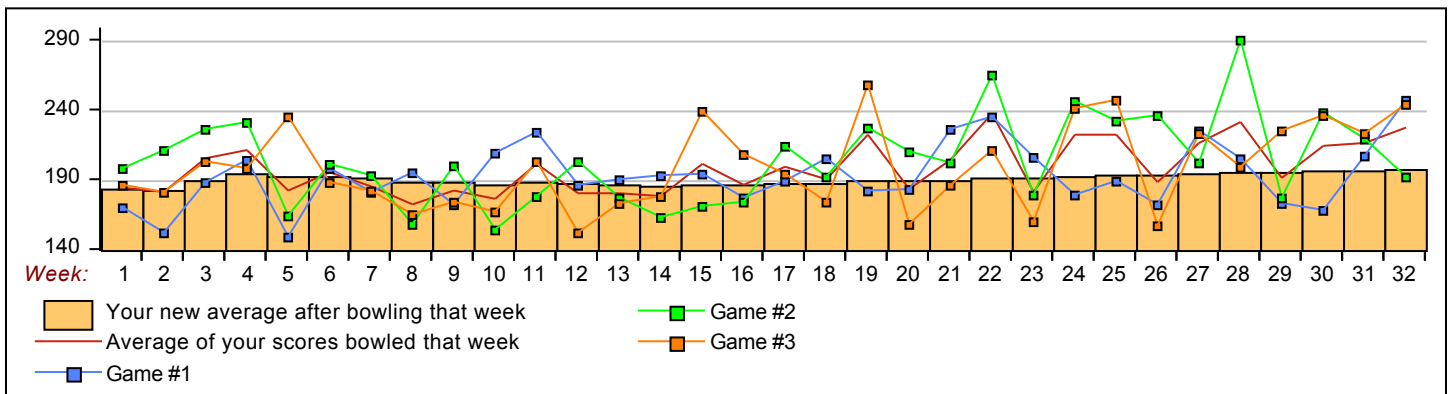
End of 1st part

17	12/22/13	187	189	214	194	597	9613	51	188.49	- 187.83	= 0.66	239	633	30.5	20.5	59.80 %
18	12/29/13	188	205	192	174	571	10184	54	188.59	- 188.49	= 0.10	239	633	31.5	22.5	58.33 %
19	01/05/14	188	182	227	258	667	10851	57	190.37	- 188.59	= 1.78	258	667	33.5	23.5	58.77 %
20	01/12/14	190	183	210	158	551	11402	60	190.03	- 190.37	= -0.34	258	667	33.5	26.5	55.83 %
21	01/19/14	190	226	202	186	614	12016	63	190.73	- 190.03	= 0.70	258	667	34.5	28.5	54.76 %
22	01/26/14	190	235	265	211	711	12727	66	192.83	- 190.73	= 2.10	265	711	37.5	28.5	56.82 %
23	01/26/14	192	206	179	160	545	13272	69	192.35	- 192.83	= -0.49	265	711	39.5	29.5	57.25 %
24	02/02/14	192	179	246	241	666	13938	72	193.58	- 192.35	= 1.24	265	711	41.5	30.5	57.64 %
25	02/09/14	193	189	232	247	668	14606	75	194.75	- 193.58	= 1.16	265	711	43.5	31.5	58.00 %
26	02/16/14	194	172	236	157	565	15171	78	194.50	- 194.75	= -0.25	265	711	44.5	33.5	57.05 %
27	02/23/14	194	225	202	223	650	15821	81	195.32	- 194.50	= 0.82	265	711	47.5	33.5	58.64 %
28	03/02/14	195	205	290	199	694	16515	84	196.61	- 195.32	= 1.29	290	711	50.5	33.5	60.12 %
29	03/09/14	196	173	177	225	575	17090	87	196.44	- 196.61	= -0.17	290	711	51.5	35.5	59.20 %
30	03/09/14	196	168	238	236	642	17732	90	197.02	- 196.44	= 0.59	290	711	52.5	37.5	58.33 %
31	03/16/14	197	207	219	223	649	18381	93	197.65	- 197.02	= 0.62	290	711	55.5	37.5	59.68 %
32	03/23/14	197	247	192	244	683	19064	96	198.58	- 197.65	= 0.94	290	711	57.5	38.5	59.90 %

<u><100</u>	<u>100's</u>	<u>125's</u>	<u>150's</u>	<u>175's</u>	<u>200's</u>	<u>225's</u>	<u>250's</u>	<u>275's</u>	<u>300's</u>
		1	21	31	22	18	2	1	
<u><400</u>	<u>400's</u>	<u>450's</u>	<u>500's</u>	<u>550's</u>	<u>600's</u>	<u>650's</u>	<u>700's</u>	<u>750's</u>	<u>800's</u>
			9	9	7	6	1		

<u>Ave of Game 1</u>	<u>Ave of Game 2</u>	<u>Ave of Game 3</u>
192.91	203.84	199.00

High game of	290	on week	28	High series of	711	on week	2	High average of	198.58	after bowling week	32
Low game of	149	on week	5	Low series of	518	on week	8	Low average of	183.00	after bowling week	2



Note: This report includes information through March 23 which is week 32 of 32

Brian Liebherr's Bowling Record - Team 6: Bob-A-Roo's Boyz

Week No.	Bowling Date	Old Ave	Average			Total	Pins	Gms	---Average Change---			High Game	High Sers	Points Won	Points Lost	%Won
			-1-	-2-	-3-				New	Old	---+/-					
1	09/08/13	bk205	236	162	210	608	608	3	202.67	- 0.00	= 202.67	236	608	2.0	1.0	66.67 %
2	09/15/13	bk205				0	608	3	202.67	- 202.67	= 0.00	236	608	2.0	1.0	66.67 %
3	09/22/13	bk205	191	267	193	651	1259	6	209.83	- 202.67	= 7.17	267	651	4.0	2.0	66.67 %
4	09/29/13	bk205				0	1259	6	209.83	- 209.83	= 0.00	267	651	4.0	2.0	66.67 %
5	10/06/13	bk205	184	170	150	504	1763	9	195.89	- 209.83	= -13.94	267	651	5.0	4.0	55.56 %
6	10/13/13	195				0	1763	9	195.89	- 195.89	= 0.00	267	651	5.0	4.0	55.56 %
7	10/20/13	195	277	227	217	721	2484	12	207.00	- 195.89	= 11.11	277	721	7.0	5.0	58.33 %
8	10/27/13	207				0	2484	12	207.00	- 207.00	= 0.00	277	721	7.0	5.0	58.33 %
9	11/03/13	207				0	2484	12	207.00	- 207.00	= 0.00	277	721	7.0	5.0	58.33 %
10	11/03/13	207				0	2484	12	207.00	- 207.00	= 0.00	277	721	7.0	5.0	58.33 %
11	11/10/13	207	166	231	225	622	3106	15	207.07	- 207.00	= 0.07	277	721	9.0	6.0	60.00 %
12	11/17/13	207	190	226	212	628	3734	18	207.44	- 207.07	= 0.38	277	721	10.0	8.0	55.56 %
13	11/17/13	207	226	181	213	620	4354	21	207.33	- 207.44	= -0.11	277	721	12.0	9.0	57.14 %
14	12/01/13	207				0	4354	21	207.33	- 207.33	= 0.00	277	721	12.0	9.0	57.14 %
15	12/08/13	207	225	174	218	617	4971	24	207.13	- 207.33	= -0.21	277	721	13.0	11.0	54.17 %
16	12/15/13	207				0	4971	24	207.13	- 207.13	= 0.00	277	721	13.0	11.0	54.17 %

End of 1st part

17	12/22/13	207	214	159	242	615	5586	27	206.89	- 207.13	= -0.24	277	721	15.0	12.0	55.56 %
18	12/29/13	206				0	5586	27	206.89	- 206.89	= 0.00	277	721	15.0	12.0	55.56 %
19	01/05/14	206				0	5586	27	206.89	- 206.89	= 0.00	277	721	15.0	12.0	55.56 %
20	01/12/14	206				0	5586	27	206.89	- 206.89	= 0.00	277	721	15.0	12.0	55.56 %
21	01/19/14	206	213	209	225	647	6233	30	207.77	- 206.89	= 0.88	277	721	17.0	13.0	56.67 %
22	01/26/14	207	278	181	215	674	6907	33	209.30	- 207.77	= 1.54	278	721	18.0	15.0	54.55 %
23	01/26/14	209	289	215	227	731	7638	36	212.17	- 209.30	= 2.86	289	731	21.0	15.0	58.33 %
24	02/02/14	212	163	223	179	565	8203	39	210.33	- 212.17	= -1.83	289	731	22.0	17.0	56.41 %
25	02/09/14	210				0	8203	39	210.33	- 210.33	= 0.00	289	731	22.0	17.0	56.41 %
26	02/16/14	210				0	8203	39	210.33	- 210.33	= 0.00	289	731	22.0	17.0	56.41 %
27	02/23/14	210				0	8203	39	210.33	- 210.33	= 0.00	289	731	22.0	17.0	56.41 %
28	03/02/14	210	224	215	234	673	8876	42	211.33	- 210.33	= 1.00	289	731	25.0	17.0	59.52 %
29	03/09/14	211				0	8876	42	211.33	- 211.33	= 0.00	289	731	25.0	17.0	59.52 %
30	03/09/14	211				0	8876	42	211.33	- 211.33	= 0.00	289	731	25.0	17.0	59.52 %
31	03/16/14	211	201	235	170	606	9482	45	210.71	- 211.33	= -0.62	289	731	26.0	19.0	57.78 %
32	03/23/14	210				0	9482	45	210.71	- 210.71	= 0.00	289	731	26.0	19.0	57.78 %

<u><100</u>	<u>100's</u>	<u>125's</u>	<u>150's</u>	<u>175's</u>	<u>200's</u>	<u>225's</u>	<u>250's</u>	<u>275's</u>	<u>300's</u>
			8	7	14	12	1	3	
<u><400</u>	<u>400's</u>	<u>450's</u>	<u>500's</u>	<u>550's</u>	<u>600's</u>	<u>650's</u>	<u>700's</u>	<u>750's</u>	<u>800's</u>
			1	1	8	3	2		

<u>Ave of Game 1</u>	<u>Ave of Game 2</u>	<u>Ave of Game 3</u>
218.47	205.00	208.67

High game of **289** on week **23** High series of **731** on week **28** High average of **212.17** after bowling week **23**
 Low game of **150** on week **5** Low series of **504** on week **5** Low average of **195.89** after bowling week **5**

