

Sunday 9:00 am

Classic Lanes

Lanes 1 - 16

Note: This report includes information through March 23 which is week 32 of 32

Team 8: Jokerz

Name	Pins	Gms	True Average	Book Ave	High Game	High Sers	Points Won	Points Lost	%Won
Herman, Robert	13428	90	149.20	167	212	522	31.0	59.0	34.44 %
Lendowski, Dennis	18164	90	201.82	194	289	742	44.0	46.0	48.89 %
Herman, Kevin	18173	84	216.35	214	279	740	43.5	40.5	51.79 %
Meyerring, John	1855	9	206.11	205	246	651	5.5	3.5	61.11 %

Team History

Week No.	Bowling Date	Opp. Team	-1-	-2-	-3-	Total	Last Wk WON	Last Wk Lost	Points Won	Points Lost	Year-To-Date WON	Y-T-D LOST	High Game	High Sers
1	09/08/13	7	486	553	550	1589	3 ½	12 ½	3 ½	12 ½	3 ½	12 ½	553	1589
2	09/15/13	3	489	487	563	1539	3	13	6 ½	25 ½	6 ½	25 ½	563	1589
3	09/22/13	14	573	594	571	1738	1 ½	14 ½	8	40	8	40	594	1738
4	09/29/13	12	534	543	545	1622	4	12	12	52	12	52	594	1738
5	10/06/13	5	673	588	687	1948	13	3	25	55	25	55	687	1948
6	10/13/13	15	633	676	655	1964	13	3	38	58	38	58	687	1964
7	10/20/13	1	556	506	620	1682	7	9	45	67	45	67	687	1964
8	10/27/13	9	583	591	540	1714	11	5	56	72	56	72	687	1964
9	11/03/13	11	603	561	610	1774	13	3	69	75	69	75	687	1964
10	11/03/13	10	531	554	549	1634	5	11	74	86	74	86	687	1964
11	11/10/13	6	580	481	583	1644	4	12	78	98	78	98	687	1964
12	11/17/13	13	587	582	491	1660	5	11	83	109	83	109	687	1964
13	11/17/13	2	547	463	543	1553	2	14	85	123	85	123	687	1964
14	12/01/13	4	558	574	605	1737	6	10	91	133	91	133	687	1964
15	12/08/13	16	559	626	587	1772	12	4	103	137	103	137	687	1964
16	12/15/13	5	713	582	549	1844	7	9	110	146	110	146	713	1964

End of 1st part

17	12/22/13	7	638	518	610	1766	11	5	11	5	121	151	713	1964
18	12/29/13	3	470	660	574	1704	6	10	17	15	127	161	713	1964
19	01/05/14	14	527	598	627	1752	8	8	25	23	135	169	713	1964
20	01/12/14	12	563	541	559	1663	6	10	31	33	141	179	713	1964
21	01/19/14	5	497	466	612	1575	10	6	41	39	151	185	713	1964
22	01/26/14	15	559	582	553	1694	6	10	47	49	157	195	713	1964
23	01/26/14	1	591	556	567	1714	10	6	57	55	167	201	713	1964
24	02/02/14	9	563	608	606	1777	12	4	69	59	179	205	713	1964
25	02/09/14	11	512	534	575	1621	2	14	71	73	181	219	713	1964
26	02/16/14	10	628	485	555	1668	6	10	77	83	187	229	713	1964
27	02/23/14	6	532	554	551	1637	2	14	79	97	189	243	713	1964
28	03/02/14	13	605	611	575	1791	12	4	91	101	201	247	713	1964
29	03/09/14	2	539	541	515	1595	3	13	94	114	204	260	713	1964
30	03/09/14	4	550	509	535	1594	5	11	99	125	209	271	713	1964
31	03/16/14	16	575	530	608	1713	3	13	102	138	212	284	713	1964
32	03/23/14	9	530	604	633	1767	12	4	114	142	224	288	713	1964

Note: This report includes information through March 23 which is week 32 of 32

Robert Herman's Bowling Record - Team 8: Jokerz

Week No.	Bowling Date	Old Ave	Average Change			Total	Pins	Gms	---Average Change---			High Game	High Sers	Points Won	Points Lost	%Won	
			-1-	-2-	-3-				New	Old	+/-						
1	09/08/13	bk167	131	164	176	471	471	3	157.00	-	0.00	= 157.00	176	471	2.0	1.0	66.67 %
2	09/15/13	bk167	119	138	170	427	898	6	149.67	-	157.00	= -7.33	176	471	2.0	4.0	33.33 %
3	09/22/13	bk167	121	163	147	431	1329	9	147.67	-	149.67	= -2.00	176	471	2.0	7.0	22.22 %
4	09/29/13	147	138	138	138	414	1743	12	145.25	-	147.67	= -2.42	176	471	2.0	10.0	16.67 %
5	10/06/13	145				0	1743	12	145.25	-	145.25	= 0.00	176	471	2.0	10.0	16.67 %
6	10/13/13	145				0	1743	12	145.25	-	145.25	= 0.00	176	471	2.0	10.0	16.67 %
7	10/20/13	145	135	160	127	422	2165	15	144.33	-	145.25	= -0.92	176	471	3.0	12.0	20.00 %
8	10/27/13	144	168	158	125	451	2616	18	145.33	-	144.33	= 1.00	176	471	4.0	14.0	22.22 %
9	11/03/13	145	170	136	171	477	3093	21	147.29	-	145.33	= 1.95	176	477	5.0	16.0	23.81 %
10	11/03/13	147	132	127	155	414	3507	24	146.13	-	147.29	= -1.16	176	477	5.0	19.0	20.83 %
11	11/10/13	146	157	116	141	414	3921	27	145.22	-	146.13	= -0.90	176	477	6.0	21.0	22.22 %
12	11/17/13	145	147	135	125	407	4328	30	144.27	-	145.22	= -0.96	176	477	7.0	23.0	23.33 %
13	11/17/13	144	147	128	170	445	4773	33	144.64	-	144.27	= 0.37	176	477	8.0	25.0	24.24 %
14	12/01/13	144	153	179	190	522	5295	36	147.08	-	144.64	= 2.45	190	522	9.0	27.0	25.00 %
15	12/08/13	147	116	166	129	411	5706	39	146.31	-	147.08	= -0.78	190	522	10.0	29.0	25.64 %
16	12/15/13	146	187	152	156	495	6201	42	147.64	-	146.31	= 1.34	190	522	11.0	31.0	26.19 %

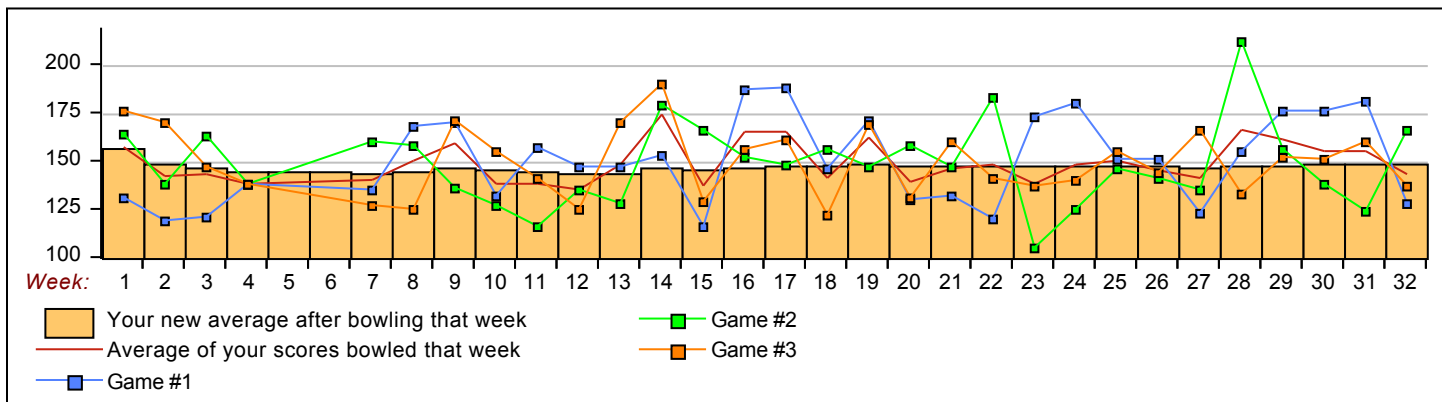
End of 1st part

17	12/22/13	147	188	148	161	497	6698	45	148.84	-	147.64	= 1.20	190	522	14.0	31.0	31.11 %
18	12/29/13	148	146	156	122	424	7122	48	148.38	-	148.84	= -0.47	190	522	16.0	32.0	33.33 %
19	01/05/14	148	171	147	169	487	7609	51	149.20	-	148.38	= 0.82	190	522	16.0	35.0	31.37 %
20	01/12/14	149	130	158	131	419	8028	54	148.67	-	149.20	= -0.53	190	522	18.0	36.0	33.33 %
21	01/19/14	148	132	147	160	439	8467	57	148.54	-	148.67	= -0.12	190	522	20.0	37.0	35.09 %
22	01/26/14	148	120	183	141	444	8911	60	148.52	-	148.54	= -0.03	190	522	21.0	39.0	35.00 %
23	01/26/14	148	173	105	137	415	9326	63	148.03	-	148.52	= -0.48	190	522	22.0	41.0	34.92 %
24	02/02/14	148	180	125	140	445	9771	66	148.05	-	148.03	= 0.01	190	522	23.0	43.0	34.85 %
25	02/09/14	148	151	146	155	452	10223	69	148.16	-	148.05	= 0.11	190	522	24.0	45.0	34.78 %
26	02/16/14	148	151	141	144	436	10659	72	148.04	-	148.16	= -0.12	190	522	25.0	47.0	34.72 %
27	02/23/14	148	123	135	166	424	11083	75	147.77	-	148.04	= -0.27	190	522	25.0	50.0	33.33 %
28	03/02/14	147	155	212	133	500	11583	78	148.50	-	147.77	= 0.73	212	522	26.0	52.0	33.33 %
29	03/09/14	148	176	156	152	484	12067	81	148.98	-	148.50	= 0.48	212	522	28.0	53.0	34.57 %
30	03/09/14	148	176	138	151	465	12532	84	149.19	-	148.98	= 0.22	212	522	29.0	55.0	34.52 %
31	03/16/14	149	181	124	160	465	12997	87	149.39	-	149.19	= 0.20	212	522	31.0	56.0	35.63 %
32	03/23/14	149	128	166	137	431	13428	90	149.20	-	149.39	= -0.19	212	522	31.0	59.0	34.44 %

<100	100's	125's	150's	175's	200's	225's	250's	275's	300's
	9	38	32	10	1				
<400	400's	450's	500's	550's	600's	650's	700's	750's	800's
	18	10	2						

Ave of Game 1 Ave of Game 2 Ave of Game 3
 150.07 148.23 149.30

High game of 212 on week 28 High series of 522 on week 14 High average of 157.00 after bowling week 1
 Low game of 105 on week 23 Low series of 407 on week 12 Low average of 144.27 after bowling week 12



Sunday Morning Threesome

Sunday 9:00 am

Classic Lanes

Lanes 1 - 16

Note: This report includes information through March 23 which is week 32 of 32

Dennis Lendowski's Bowling Record - Team 8: Jokerz

Week No.	Bowling Date	Old Ave	---Average Change---			Pins	Gms	---Average Change---			High Game	High Sers	Points Won	Points Lost	%Won
			-1-	-2-	-3-			New	Old	+/-					
1	09/08/13	bk194	173	194	178	545	545	3	181.67	- 0.00	= 181.67	194	545	3.0	0.00 %
2	09/15/13	bk194	172	148	233	553	1098	6	183.00	- 181.67	= 1.33	233	553	2.0	4.0 33.33 %
3	09/22/13	bk194	206	183	178	567	1665	9	185.00	- 183.00	= 2.00	233	567	2.0	7.0 22.22 %
4	09/29/13	185	225	195	193	613	2278	12	189.83	- 185.00	= 4.83	233	613	5.0	7.0 41.67 %
5	10/06/13	189	181	163	247	591	2869	15	191.27	- 189.83	= 1.43	247	613	6.0	9.0 40.00 %
6	10/13/13	191	234	242	266	742	3611	18	200.61	- 191.27	= 9.34	266	742	9.0	9.0 50.00 %
7	10/20/13	200	190	179	235	604	4215	21	200.71	- 200.61	= 0.10	266	742	11.0	10.0 52.38 %
8	10/27/13	200	227	197	192	616	4831	24	201.29	- 200.71	= 0.58	266	742	14.0	10.0 58.33 %
9	11/03/13	201	221	233	202	656	5487	27	203.22	- 201.29	= 1.93	266	742	17.0	10.0 62.96 %
10	11/03/13	203	192	214	148	554	6041	30	201.37	- 203.22	= -1.86	266	742	18.0	12.0 60.00 %
11	11/10/13	201	223	173	236	632	6673	33	202.21	- 201.37	= 0.85	266	742	19.0	14.0 57.58 %
12	11/17/13	202	171	179	178	528	7201	36	200.03	- 202.21	= -2.18	266	742	19.0	17.0 52.78 %
13	11/17/13	200	170	153	194	517	7718	39	197.90	- 200.03	= -2.13	266	742	19.0	20.0 48.72 %
14	12/01/13	197	204	159	178	541	8259	42	196.64	- 197.90	= -1.25	266	742	20.0	22.0 47.62 %
15	12/08/13	196	234	213	210	657	8916	45	198.13	- 196.64	= 1.49	266	742	22.0	23.0 48.89 %
16	12/15/13	198	257	219	171	647	9563	48	199.23	- 198.13	= 1.10	266	742	23.0	25.0 47.92 %

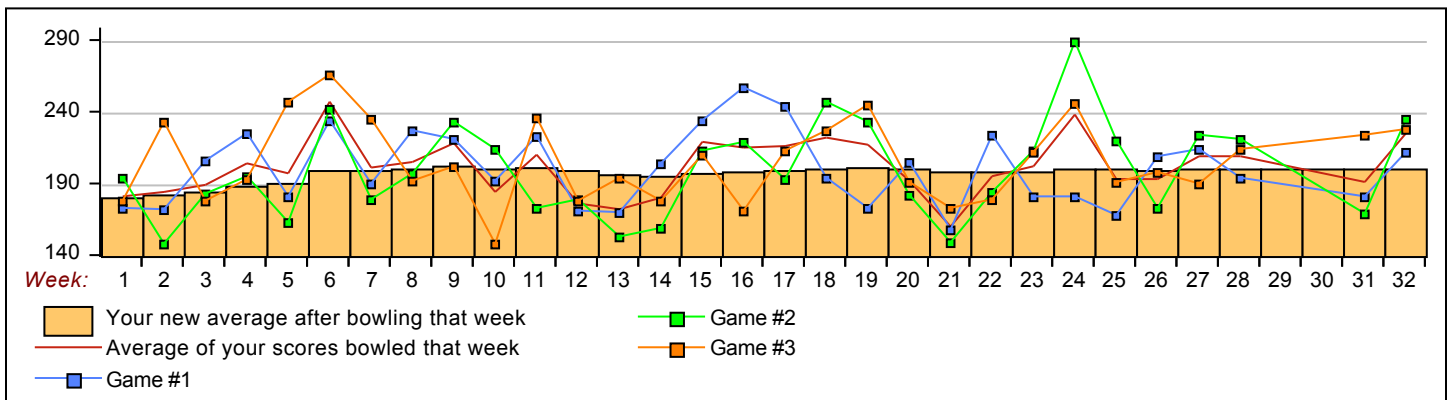
End of 1st part

17	12/22/13	199	244	193	213	650	10213	51	200.25	- 199.23	= 1.03	266	742	25.0	26.0 49.02 %
18	12/29/13	200	194	247	227	668	10881	54	201.50	- 200.25	= 1.25	266	742	26.0	28.0 48.15 %
19	01/05/14	201	173	233	245	651	11532	57	202.32	- 201.50	= 0.82	266	742	28.0	29.0 49.12 %
20	01/12/14	202	205	182	191	578	12110	60	201.83	- 202.32	= -0.48	266	742	28.0	32.0 46.67 %
21	01/19/14	201	158	149	173	480	12590	63	199.84	- 201.83	= -1.99	266	742	28.0	35.0 44.44 %
22	01/26/14	199	224	184	179	587	13177	66	199.65	- 199.84	= -0.19	266	742	29.0	37.0 43.94 %
23	01/26/14	199	181	213	212	606	13783	69	199.75	- 199.65	= 0.10	266	742	31.0	38.0 44.93 %
24	02/02/14	199	181	289	246	716	14499	72	201.38	- 199.75	= 1.62	289	742	34.0	38.0 47.22 %
25	02/09/14	201	168	220	191	579	15078	75	201.04	- 201.38	= -0.34	289	742	35.0	40.0 46.67 %
26	02/16/14	201	209	173	198	580	15658	78	200.74	- 201.04	= -0.30	289	742	36.0	42.0 46.15 %
27	02/23/14	200	214	224	190	628	16286	81	201.06	- 200.74	= 0.32	289	742	38.0	43.0 46.91 %
28	03/02/14	201	194	221	214	629	16915	84	201.37	- 201.06	= 0.31	289	742	40.0	44.0 47.62 %
29	03/09/14	201	a181	a181	a181	543	16915	84	201.37	- 201.37	= 0.00	289	742	40.0	44.0 47.62 %
30	03/09/14	201	a181	a181	a181	543	16915	84	201.37	- 201.37	= 0.00	289	742	40.0	44.0 47.62 %
31	03/16/14	201	181	169	224	574	17489	87	201.02	- 201.37	= -0.35	289	742	41.0	46.0 47.13 %
32	03/23/14	201	212	235	228	675	18164	90	201.82	- 201.02	= 0.80	289	742	44.0	46.0 48.89 %

<100	100's	125's	150's	175's	200's	225's	250's	275's	300's
		3	15	29	22	18	2	1	
<400	400's	450's	500's	550's	600's	650's	700's	750's	800's
		1	4	9	8	6	2		

Ave of Game 1	Ave of Game 2	Ave of Game 3
200.60	199.20	205.67

High game of **289** on week **24** High series of **742** on week **6** High average of **203.22** after bowling week **9**
 Low game of **148** on week **2** Low series of **480** on week **21** Low average of **181.67** after bowling week **1**



Note: This report includes information through March 23 which is week 32 of 32

Kevin Herman's Bowling Record - Team 8: Jokerz

Week No.	Bowling Date	Old Ave	---Average Change---			Total	Pins	Gms	---Average Change---			High Game	High Sers	Points Won	Points Lost	%Won		
			-1-	-2-	-3-				New	Old	--- +/-							
1	09/08/13	bk214				0	0	0	-	0.00	=	0.00	0	0			0.00 %	
2	09/15/13	bk214	198	201	160	559	559	3	186.33	-	0.00	=	186.33	201	559	1.0	2.0	33.33 %
3	09/22/13	bk214	246	248	246	740	1299	6	216.50	-	186.33	=	30.17	248	740	2.5	3.5	41.67 %
4	09/29/13	bk214	171	210	214	595	1894	9	210.44	-	216.50	=	-6.06	248	740	3.5	5.5	38.89 %
5	10/06/13	210	246	213	247	706	2600	12	216.67	-	210.44	=	6.22	248	740	6.5	5.5	54.17 %
6	10/13/13	216	198	206	187	591	3191	15	212.73	-	216.67	=	-3.93	248	740	7.5	7.5	50.00 %
7	10/20/13	212	231	167	258	656	3847	18	213.72	-	212.73	=	0.99	258	740	9.5	8.5	52.78 %
8	10/27/13	213	188	236	223	647	4494	21	214.00	-	213.72	=	0.28	258	740	11.5	9.5	54.76 %
9	11/03/13	214	212	192	237	641	5135	24	213.96	-	214.00	=	-0.04	258	740	13.5	10.5	56.25 %
10	11/03/13	213	207	213	246	666	5801	27	214.85	-	213.96	=	0.89	258	740	15.5	11.5	57.41 %
11	11/10/13	214	200	192	206	598	6399	30	213.30	-	214.85	=	-1.55	258	740	15.5	14.5	51.67 %
12	11/17/13	213	269	268	188	725	7124	33	215.88	-	213.30	=	2.58	269	740	17.5	15.5	53.03 %
13	11/17/13	215	230	182	179	591	7715	36	214.31	-	215.88	=	-1.57	269	740	18.5	17.5	51.39 %
14	12/01/13	214	201	236	237	674	8389	39	215.10	-	214.31	=	0.80	269	740	20.5	18.5	52.56 %
15	12/08/13	215	209	247	248	704	9093	42	216.50	-	215.10	=	1.40	269	740	22.5	19.5	53.57 %
16	12/15/13	216	269	211	222	702	9795	45	217.67	-	216.50	=	1.17	269	740	24.5	20.5	54.44 %

End of 1st part

17	12/22/13	217	206	177	236	619	10414	48	216.96	-	217.67	=	-0.71	269	740	25.5	22.5	53.13 %
18	12/29/13	216	130	257	225	612	11026	51	216.20	-	216.96	=	-0.76	269	740	26.5	24.5	51.96 %
19	01/05/14	216	183	218	213	614	11640	54	215.56	-	216.20	=	-0.64	269	740	27.5	26.5	50.93 %
20	01/12/14	215	228	201	237	666	12306	57	215.89	-	215.56	=	0.34	269	740	29.5	27.5	51.75 %
21	01/19/14	215	207	170	279	656	12962	60	216.03	-	215.89	=	0.14	279	740	32.5	27.5	54.17 %
22	01/26/14	216	215	215	233	663	13625	63	216.27	-	216.03	=	0.24	279	740	34.5	28.5	54.76 %
23	01/26/14	216	237	238	218	693	14318	66	216.94	-	216.27	=	0.67	279	740	36.5	29.5	55.30 %
24	02/02/14	216	202	194	220	616	14934	69	216.43	-	216.94	=	-0.50	279	740	37.5	31.5	54.35 %
25	02/09/14	216	193	168	229	590	15524	72	215.61	-	216.43	=	-0.82	279	740	37.5	34.5	52.08 %
26	02/16/14	215	268	171	213	652	16176	75	215.68	-	215.61	=	0.07	279	740	39.5	35.5	52.67 %
27	02/23/14	215	a195	a195	a195	585	16176	75	215.68	-	215.68	=	0.00	279	740	39.5	35.5	52.67 %
28	03/02/14	215	256	178	228	662	16838	78	215.87	-	215.68	=	0.19	279	740	41.5	36.5	53.21 %
29	03/09/14	215				0	16838	78	215.87	-	215.87	=	0.00	279	740	41.5	36.5	53.21 %
30	03/09/14	215				0	16838	78	215.87	-	215.87	=	0.00	279	740	41.5	36.5	53.21 %
31	03/16/14	215	213	237	224	674	17512	81	216.20	-	215.87	=	0.33	279	740	41.5	39.5	51.23 %
32	03/23/14	216	190	203	268	661	18173	84	216.35	-	216.20	=	0.15	279	740	43.5	40.5	51.79 %

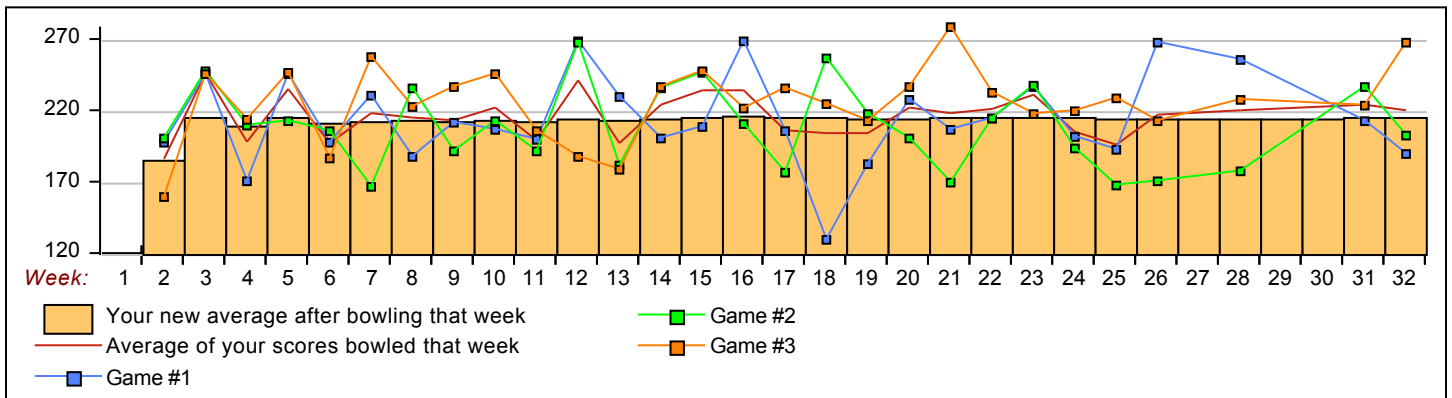
<u><100</u>	<u>100's</u>	<u>125's</u>	<u>150's</u>	<u>175's</u>	<u>200's</u>	<u>225's</u>	<u>250's</u>	<u>275's</u>	<u>300's</u>
		1	6	15	29	24	8	1	
<u><400</u>	<u>400's</u>	<u>450's</u>	<u>500's</u>	<u>550's</u>	<u>600's</u>	<u>650's</u>	<u>700's</u>	<u>750's</u>	<u>800's</u>
				6	6	11	5		

Ave of Game 1
Ave of Game 2
Ave of Game 3

214.39
208.89
225.75

High game of 279 on week 21 High series of 740 on week 3 High average of 217.67 after bowling week 16

Low game of 130 on week 18 Low series of 559 on week 2 Low average of 186.33 after bowling week 2



Sunday Morning Threesome

Sunday 9:00 am

Classic Lanes

Lanes 1 - 16

Note: This report includes information through March 23 which is week 32 of 32

John Meyerring's Bowling Record - Team 8: Jokerz

Week No.	Bowling Date	Old Ave	-			Total	Pins	Gms	---Average Change---			High Game	High Sers	Points Won	Points Lost	%Won		
			-1-	-2-	-3-				New	Old	+/-							
1	09/08/13	bk205	182	195	196	573	573	3	191.00	-	0.00	=	191.00	196	573	1.5	1.5	50.00 %
2	09/15/13	bk205				0	573	3	191.00	-	191.00	=	0.00	196	573	1.5	1.5	50.00 %
3	09/22/13	bk205				0	573	3	191.00	-	191.00	=	0.00	196	573	1.5	1.5	50.00 %
4	09/29/13	bk205				0	573	3	191.00	-	191.00	=	0.00	196	573	1.5	1.5	50.00 %
5	10/06/13	bk205	246	212	193	651	1224	6	204.00	-	191.00	=	13.00	246	651	3.5	2.5	58.33 %
6	10/13/13	bk205	201	228	202	631	1855	9	206.11	-	204.00	=	2.11	246	651	5.5	3.5	61.11 %
7	10/20/13	206				0	1855	9	206.11	-	206.11	=	0.00	246	651	5.5	3.5	61.11 %
8	10/27/13	206				0	1855	9	206.11	-	206.11	=	0.00	246	651	5.5	3.5	61.11 %
9	11/03/13	206				0	1855	9	206.11	-	206.11	=	0.00	246	651	5.5	3.5	61.11 %
10	11/03/13	206				0	1855	9	206.11	-	206.11	=	0.00	246	651	5.5	3.5	61.11 %
11	11/10/13	206				0	1855	9	206.11	-	206.11	=	0.00	246	651	5.5	3.5	61.11 %
12	11/17/13	206				0	1855	9	206.11	-	206.11	=	0.00	246	651	5.5	3.5	61.11 %
13	11/17/13	206				0	1855	9	206.11	-	206.11	=	0.00	246	651	5.5	3.5	61.11 %
14	12/01/13	206				0	1855	9	206.11	-	206.11	=	0.00	246	651	5.5	3.5	61.11 %
15	12/08/13	206				0	1855	9	206.11	-	206.11	=	0.00	246	651	5.5	3.5	61.11 %
16	12/15/13	206				0	1855	9	206.11	-	206.11	=	0.00	246	651	5.5	3.5	61.11 %

End of 1st part

17	12/22/13	206				0	1855	9	206.11	-	206.11	=	0.00	246	651	5.5	3.5	61.11 %
18	12/29/13	206				0	1855	9	206.11	-	206.11	=	0.00	246	651	5.5	3.5	61.11 %
19	01/05/14	206				0	1855	9	206.11	-	206.11	=	0.00	246	651	5.5	3.5	61.11 %
20	01/12/14	206				0	1855	9	206.11	-	206.11	=	0.00	246	651	5.5	3.5	61.11 %
21	01/19/14	206				0	1855	9	206.11	-	206.11	=	0.00	246	651	5.5	3.5	61.11 %
22	01/26/14	206				0	1855	9	206.11	-	206.11	=	0.00	246	651	5.5	3.5	61.11 %
23	01/26/14	206				0	1855	9	206.11	-	206.11	=	0.00	246	651	5.5	3.5	61.11 %
24	02/02/14	206				0	1855	9	206.11	-	206.11	=	0.00	246	651	5.5	3.5	61.11 %
25	02/09/14	206				0	1855	9	206.11	-	206.11	=	0.00	246	651	5.5	3.5	61.11 %
26	02/16/14	206				0	1855	9	206.11	-	206.11	=	0.00	246	651	5.5	3.5	61.11 %
27	02/23/14	206				0	1855	9	206.11	-	206.11	=	0.00	246	651	5.5	3.5	61.11 %
28	03/02/14	206				0	1855	9	206.11	-	206.11	=	0.00	246	651	5.5	3.5	61.11 %
29	03/09/14	206				0	1855	9	206.11	-	206.11	=	0.00	246	651	5.5	3.5	61.11 %
30	03/09/14	206				0	1855	9	206.11	-	206.11	=	0.00	246	651	5.5	3.5	61.11 %
31	03/16/14	206				0	1855	9	206.11	-	206.11	=	0.00	246	651	5.5	3.5	61.11 %
32	03/23/14	206				0	1855	9	206.11	-	206.11	=	0.00	246	651	5.5	3.5	61.11 %

<u><100</u>	<u>100's</u>	<u>125's</u>	<u>150's</u>	<u>175's</u>	<u>200's</u>	<u>225's</u>	<u>250's</u>	<u>275's</u>	<u>300's</u>
				4	3	2			
<u><400</u>	<u>400's</u>	<u>450's</u>	<u>500's</u>	<u>550's</u>	<u>600's</u>	<u>650's</u>	<u>700's</u>	<u>750's</u>	<u>800's</u>
				1	1	1			

Ave of Game 1 **Ave of Game 2** **Ave of Game 3**
 209.67 211.67 197.00

High game of **246** on week **5** High series of **651** on week **5** High average of **206.11** after bowling week **6**
 Low game of **182** on week **1** Low series of **573** on week **1** Low average of **191.00** after bowling week **1**

