

Sunday 9:00 am

Classic Lanes

Lanes 1 - 16

Note: This report includes information through March 23 which is week 32 of 32

Team 9: F.A.R.T.S!

Name	Pins	Gms	True Average	Book Ave	High Game	High Sers	Points Won	Points Lost	%Won
Beattie, Kevin	13153	81	162.38	166	253	646	35.5	45.5	43.83 %
Burkard, David	15998	96	166.65	165	214	578	41.5	54.5	43.23 %
Burkard, Robert	20443	96	212.95	213	278	736	43.5	52.5	45.31 %
Burkard, Danielle	2183	15	145.53	145	193	468	7.0	8.0	46.67 %

Team History

Week No.	Bowling Date	Opp. Team	-1-	-2-	-3-	Total	Last Wk WON	Last Wk Lost	Points Won	Points Lost	Year-To-Date WON	Y-T-D LOST	High Game	High Sers
1	09/08/13	10	516	595	513	1624	5	11	5	11	5	11	595	1624
2	09/15/13	2	539	576	534	1649	10	6	15	17	15	17	595	1649
3	09/22/13	16	474	567	586	1627	11 ½	4 ½	26 ½	21 ½	26 ½	21 ½	595	1649
4	09/29/13	6	534	461	540	1535	6	10	32 ½	31 ½	32 ½	31 ½	595	1649
5	10/06/13	11	560	659	609	1828	10	6	42 ½	37 ½	42 ½	37 ½	659	1828
6	10/13/13	13	552	573	544	1669	5	11	47 ½	48 ½	47 ½	48 ½	659	1828
7	10/20/13	4	474	567	586	1627	9	7	56 ½	55 ½	56 ½	55 ½	659	1828
8	10/27/13	8	590	511	478	1579	5	11	61 ½	66 ½	61 ½	66 ½	659	1828
9	11/03/13	12	561	481	568	1610	9 ½	6 ½	71	73	71	73	659	1828
10	11/03/13	14	544	514	632	1690	7	9	78	82	78	82	659	1828
11	11/10/13	1	537	514	562	1613	7	9	85	91	85	91	659	1828
12	11/17/13	15	461	455	599	1515	8	8	93	99	93	99	659	1828
13	11/17/13	5	503	459	518	1480	2	14	95	113	95	113	659	1828
14	12/01/13	3	610	559	509	1678	8	8	103	121	103	121	659	1828
15	12/08/13	7	618	500	586	1704	11	5	114	126	114	126	659	1828
16	12/15/13	4	581	585	548	1714	3	13	117	139	117	139	659	1828

End of 1st part

17	12/22/13	10	593	551	485	1629	9	7	9	7	126	146	659	1828
18	12/29/13	2	539	487	473	1499	3	13	12	20	129	159	659	1828
19	01/05/14	16	514	531	608	1653	7	9	19	29	136	168	659	1828
20	01/12/14	6	542	608	554	1704	9	7	28	36	145	175	659	1828
21	01/19/14	11	511	554	557	1622	3	13	31	49	148	188	659	1828
22	01/26/14	13	484	455	509	1448	3	13	34	62	151	201	659	1828
23	01/26/14	4	528	543	490	1561	3	13	37	75	154	214	659	1828
24	02/02/14	8	482	537	549	1568	4	12	41	87	158	226	659	1828
25	02/09/14	12	559	476	517	1552	5	11	46	98	163	237	659	1828
26	02/16/14	14	493	556	569	1618	5	11	51	109	168	248	659	1828
27	02/23/14	1	499	534	538	1571	6	10	57	119	174	258	659	1828
28	03/02/14	15	521	477	570	1568	1	15	58	134	175	273	659	1828
29	03/09/14	5	648	510	581	1739	9	7	67	141	184	280	659	1828
30	03/09/14	3	581	532	518	1631	4	12	71	153	188	292	659	1828
31	03/16/14	7	544	543	571	1658	9 ½	6 ½	80 ½	159 ½	197 ½	298 ½	659	1828
32	03/23/14	8	505	554	555	1614	4	12	84 ½	171 ½	201 ½	310 ½	659	1828

Note: This report includes information through March 23 which is week 32 of 32

Kevin Beattie's Bowling Record - Team 9: F.A.R.T.S!

Week No.	Bowling Date	Old Ave	---Average Change---			Total	Pins	Gms	New - Old --> +/-			High Game	High Sers	Points Won	Points Lost	%Won
			-1-	-2-	-3-											
1	09/08/13	bk166	162	165	153	480	480	3	160.00	- 0.00	= 160.00	165	480	2.0	1.0	66.67 %
2	09/15/13	bk166	194	160	106	460	940	6	156.67	- 160.00	= -3.33	194	480	4.0	2.0	66.67 %
3	09/22/13	bk166	147	185	180	512	1452	9	161.33	- 156.67	= 4.67	194	512	7.0	2.0	77.78 %
4	09/29/13	161				0	1452	9	161.33	- 161.33	= 0.00	194	512	7.0	2.0	77.78 %
5	10/06/13	161	222	253	171	646	2098	12	174.83	- 161.33	= 13.50	253	646	10.0	2.0	83.33 %
6	10/13/13	174				0	2098	12	174.83	- 174.83	= 0.00	253	646	10.0	2.0	83.33 %
7	10/20/13	174	147	185	180	512	2610	15	174.00	- 174.83	= -0.83	253	646	12.0	3.0	80.00 %
8	10/27/13	174				0	2610	15	174.00	- 174.00	= 0.00	253	646	12.0	3.0	80.00 %
9	11/03/13	174	189	136	195	520	3130	18	173.89	- 174.00	= -0.11	253	646	14.0	4.0	77.78 %
10	11/03/13	173	155	154	162	471	3601	21	171.48	- 173.89	= -2.41	253	646	15.0	6.0	71.43 %
11	11/10/13	171				0	3601	21	171.48	- 171.48	= 0.00	253	646	15.0	6.0	71.43 %
12	11/17/13	171	135	156	199	490	4091	24	170.46	- 171.48	= -1.02	253	646	16.0	8.0	66.67 %
13	11/17/13	170	159	123	156	438	4529	27	167.74	- 170.46	= -2.72	253	646	16.0	11.0	59.26 %
14	12/01/13	167	159	130	101	390	4919	30	163.97	- 167.74	= -3.77	253	646	16.0	14.0	53.33 %
15	12/08/13	163	156	156	167	479	5398	33	163.58	- 163.97	= -0.39	253	646	19.0	14.0	57.58 %
16	12/15/13	163	160	160	178	498	5896	36	163.78	- 163.58	= 0.20	253	646	19.0	17.0	52.78 %

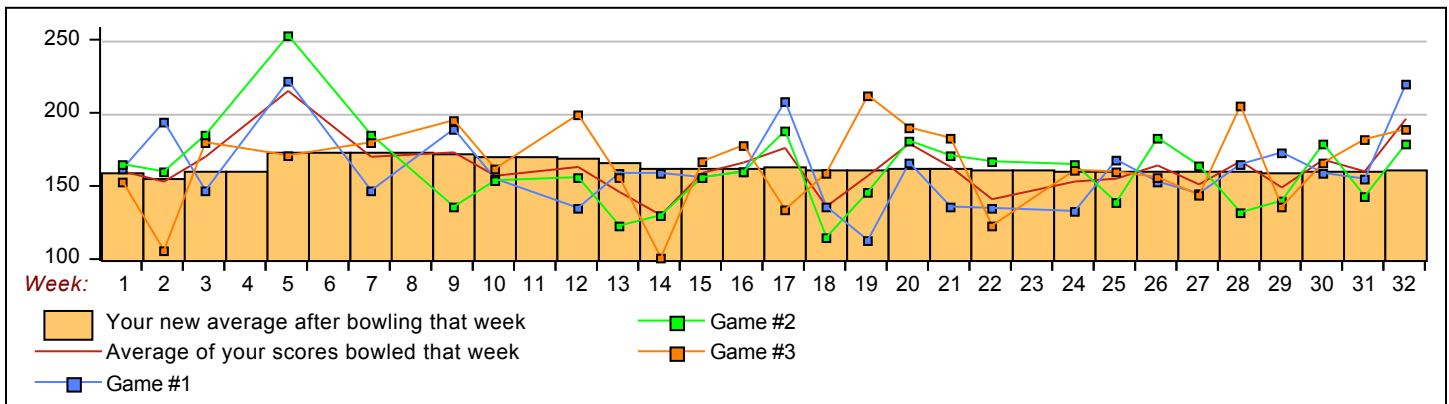
End of 1st part

17	12/22/13	163	208	188	134	530	6426	39	164.77	- 163.78	= 0.99	253	646	21.0	18.0	53.85 %
18	12/29/13	164	136	115	159	410	6836	42	162.76	- 164.77	= -2.01	253	646	21.0	21.0	50.00 %
19	01/05/14	162	113	146	212	471	7307	45	162.38	- 162.76	= -0.38	253	646	22.0	23.0	48.89 %
20	01/12/14	162	166	181	190	537	7844	48	163.42	- 162.38	= 1.04	253	646	24.0	24.0	50.00 %
21	01/19/14	163	136	171	183	490	8334	51	163.41	- 163.42	= 0.00	253	646	24.0	27.0	47.06 %
22	01/26/14	163	135	167	123	425	8759	54	162.20	- 163.41	= -1.21	253	646	25.0	29.0	46.30 %
23	01/26/14	162				0	8759	54	162.20	- 162.20	= 0.00	253	646	25.0	29.0	46.30 %
24	02/02/14	162	133	165	161	459	9218	57	161.72	- 162.20	= -0.48	253	646	25.0	32.0	43.86 %
25	02/09/14	161	168	139	160	467	9685	60	161.42	- 161.72	= -0.30	253	646	27.0	33.0	45.00 %
26	02/16/14	161	153	183	156	492	10177	63	161.54	- 161.42	= 0.12	253	646	28.0	35.0	44.44 %
27	02/23/14	161	145	164	144	453	10630	66	161.06	- 161.54	= -0.48	253	646	30.0	36.0	45.45 %
28	03/02/14	161	165	132	205	502	11132	69	161.33	- 161.06	= 0.27	253	646	31.0	38.0	44.93 %
29	03/09/14	161	173	140	136	449	11581	72	160.85	- 161.33	= -0.49	253	646	32.0	40.0	44.44 %
30	03/09/14	160	159	179	166	504	12085	75	161.13	- 160.85	= 0.29	253	646	32.0	43.0	42.67 %
31	03/16/14	161	155	143	182	480	12565	78	161.09	- 161.13	= -0.04	253	646	32.5	45.5	41.67 %
32	03/23/14	161	220	179	189	588	13153	81	162.38	- 161.09	= 1.29	253	646	35.5	45.5	43.83 %

<100	100's	125's	150's	175's	200's	225's	250's	275's	300's
	6	18	33	18	5		1		
<400	400's	450's	500's	550's	600's	650's	700's	750's	800's
1	4	13	7	1	1				

Ave of Game 1	Ave of Game 2	Ave of Game 3
161.11	161.30	164.74

High game of **253** on week **5** High series of **646** on week **5** High average of **174.83** after bowling week **5**
 Low game of **101** on week **14** Low series of **390** on week **14** Low average of **156.67** after bowling week **2**



Sunday Morning Threesome

Sunday 9:00 am

Classic Lanes

Lanes 1 - 16

Note: This report includes information through March 23 which is week 32 of 32

David Burkard's Bowling Record - Team 9: F.A.R.T.S!

Week No.	Bowling Date	Old Ave	---Average Change---			Total	Pins	Gms	New - Old --> +/-			High Game	High Sers	Points Won	Points Lost	%Won
			-1-	-2-	-3-											
1	09/08/13	bk165	155	165	135	455	455	3	151.67	- 0.00	= 151.67	165	455		3.0	0.00 %
2	09/15/13	bk165	139	190	160	489	944	6	157.33	- 151.67	= 5.67	190	489	3.0	3.0	50.00 %
3	09/22/13	bk165	137	127	157	421	1365	9	151.67	- 157.33	= -5.67	190	489	4.5	4.5	50.00 %
4	09/29/13	151	172	142	182	496	1861	12	155.08	- 151.67	= 3.42	190	496	7.5	4.5	62.50 %
5	10/06/13	155	135	162	184	481	2342	15	156.13	- 155.08	= 1.05	190	496	8.5	6.5	56.67 %
6	10/13/13	156	191	170	162	523	2865	18	159.17	- 156.13	= 3.03	191	523	9.5	8.5	52.78 %
7	10/20/13	159	137	127	157	421	3286	21	156.48	- 159.17	= -2.69	191	523	9.5	11.5	45.24 %
8	10/27/13	156	176	158	139	473	3759	24	156.63	- 156.48	= 0.15	191	523	9.5	14.5	39.58 %
9	11/03/13	156	183	148	163	494	4253	27	157.52	- 156.63	= 0.89	191	523	10.5	16.5	38.89 %
10	11/03/13	157	163	162	214	539	4792	30	159.73	- 157.52	= 2.21	214	539	13.5	16.5	45.00 %
11	11/10/13	159	173	170	186	529	5321	33	161.24	- 159.73	= 1.51	214	539	15.5	17.5	46.97 %
12	11/17/13	161	169	137	173	479	5800	36	161.11	- 161.24	= -0.13	214	539	18.5	17.5	51.39 %
13	11/17/13	161	163	173	166	502	6302	39	161.59	- 161.11	= 0.48	214	539	20.5	18.5	52.56 %
14	12/01/13	161	203	211	164	578	6880	42	163.81	- 161.59	= 2.22	214	578	21.5	20.5	51.19 %
15	12/08/13	163	184	177	161	522	7402	45	164.49	- 163.81	= 0.68	214	578	22.5	22.5	50.00 %
16	12/15/13	164	188	190	167	545	7947	48	165.56	- 164.49	= 1.07	214	578	23.5	24.5	48.96 %

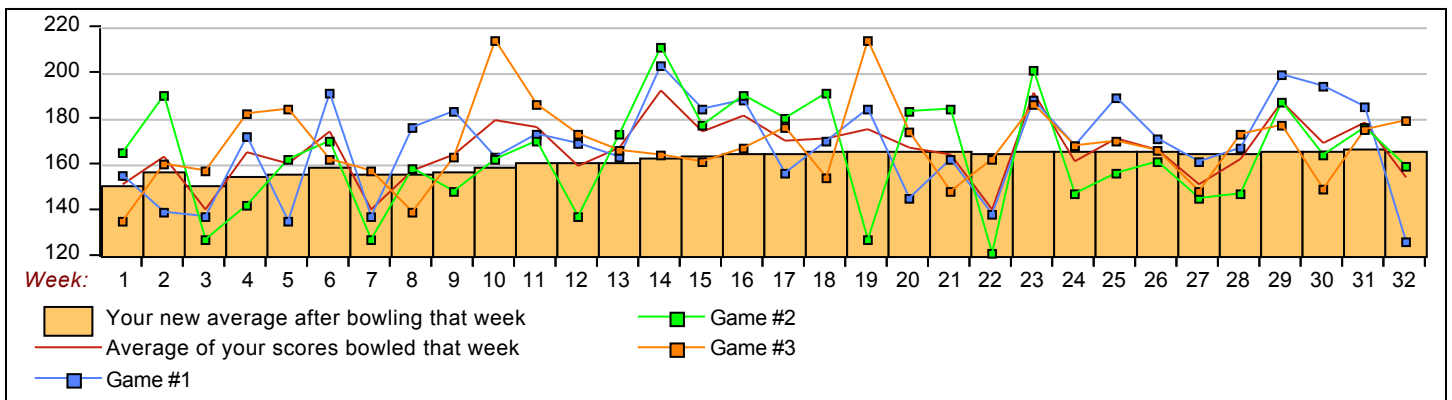
End of 1st part

17	12/22/13	165	156	180	176	512	8459	51	165.86	- 165.56	= 0.30	214	578	26.5	24.5	51.96 %
18	12/29/13	165	170	191	154	515	8974	54	166.19	- 165.86	= 0.32	214	578	28.5	25.5	52.78 %
19	01/05/14	166	184	127	214	525	9499	57	166.65	- 166.19	= 0.46	214	578	29.5	27.5	51.75 %
20	01/12/14	166	145	183	174	502	10001	60	166.68	- 166.65	= 0.03	214	578	30.5	29.5	50.83 %
21	01/19/14	166	162	184	148	494	10495	63	166.59	- 166.68	= -0.10	214	578	31.5	31.5	50.00 %
22	01/26/14	166	138	121	162	421	10916	66	165.39	- 166.59	= -1.19	214	578	32.5	33.5	49.24 %
23	01/26/14	165	188	201	186	575	11491	69	166.54	- 165.39	= 1.14	214	578	33.5	35.5	48.55 %
24	02/02/14	166	168	147	168	483	11974	72	166.31	- 166.54	= -0.23	214	578	35.5	36.5	49.31 %
25	02/09/14	166	189	156	170	515	12489	75	166.52	- 166.31	= 0.21	214	578	36.5	38.5	48.67 %
26	02/16/14	166	171	161	166	498	12987	78	166.50	- 166.52	= -0.02	214	578	36.5	41.5	46.79 %
27	02/23/14	166	161	145	148	454	13441	81	165.94	- 166.50	= -0.56	214	578	36.5	44.5	45.06 %
28	03/02/14	165	167	147	173	487	13928	84	165.81	- 165.94	= -0.13	214	578	36.5	47.5	43.45 %
29	03/09/14	165	199	187	177	563	14491	87	166.56	- 165.81	= 0.75	214	578	38.5	48.5	44.25 %
30	03/09/14	166	194	164	149	507	14998	90	166.64	- 166.56	= 0.08	214	578	39.5	50.5	43.89 %
31	03/16/14	166	185	176	175	536	15534	93	167.03	- 166.64	= 0.39	214	578	41.5	51.5	44.62 %
32	03/23/14	167	126	159	179	464	15998	96	166.65	- 167.03	= -0.39	214	578	41.5	54.5	43.23 %

<100	100's	125's	150's	175's	200's	225's	250's	275's	300's
	1	21	41	28	5				
<400	400's	450's	500's	550's	600's	650's	700's	750's	800's
	3	13	13	3					

Ave of Game 1: 167.84 Ave of Game 2: 163.69 Ave of Game 3: 168.41

High game of 214 on week 10 High series of 578 on week 14 High average of 167.03 after bowling week 31
 Low game of 121 on week 22 Low series of 421 on week 3 Low average of 151.67 after bowling week 1



Sunday Morning Threesome

Sunday 9:00 am

Classic Lanes

Lanes 1 - 16

Note: This report includes information through March 23 which is week 32 of 32

Robert Burkard's Bowling Record - Team 9: F.A.R.T.S!

Week No.	Bowling Date	Old Ave	---Average Change---			Total	Pins	Gms	New - Old --> +/-			High Game	High Sers	Points Won	Points Lost	%Won
			-1-	-2-	-3-											
1	09/08/13	bk213	199	265	225	689	689	3	229.67	- 0.00	= 229.67	265	689	1.0	2.0	33.33 %
2	09/15/13	bk213	206	226	268	700	1389	6	231.50	- 229.67	= 1.83	268	700	2.0	4.0	33.33 %
3	09/22/13	bk213	190	255	249	694	2083	9	231.44	- 231.50	= -0.06	268	700	4.0	5.0	44.44 %
4	09/29/13	231	197	169	220	586	2669	12	222.42	- 231.44	= -9.03	268	700	4.0	8.0	33.33 %
5	10/06/13	222	203	244	254	701	3370	15	224.67	- 222.42	= 2.25	268	701	5.0	10.0	33.33 %
6	10/13/13	224	234	268	234	736	4106	18	228.11	- 224.67	= 3.44	268	736	6.0	12.0	33.33 %
7	10/20/13	228	190	255	249	694	4800	21	228.57	- 228.11	= 0.46	268	736	8.0	13.0	38.10 %
8	10/27/13	228	221	204	213	638	5438	24	226.58	- 228.57	= -1.99	268	736	9.0	15.0	37.50 %
9	11/03/13	226	189	197	210	596	6034	27	223.48	- 226.58	= -3.10	268	736	10.5	16.5	38.89 %
10	11/03/13	223	226	198	256	680	6714	30	223.80	- 223.48	= 0.32	268	736	11.5	18.5	38.33 %
11	11/10/13	223	211	203	218	632	7346	33	222.61	- 223.80	= -1.19	268	736	11.5	21.5	34.85 %
12	11/17/13	222	157	162	227	546	7892	36	219.22	- 222.61	= -3.38	268	736	12.5	23.5	34.72 %
13	11/17/13	219	181	163	196	540	8432	39	216.21	- 219.22	= -3.02	268	736	12.5	26.5	32.05 %
14	12/01/13	216	248	218	244	710	9142	42	217.67	- 216.21	= 1.46	268	736	15.5	26.5	36.90 %
15	12/08/13	217	278	167	258	703	9845	45	218.78	- 217.67	= 1.11	278	736	17.5	27.5	38.89 %
16	12/15/13	218	233	235	203	671	10516	48	219.08	- 218.78	= 0.31	278	736	19.5	28.5	40.63 %

End of 1st part

17	12/22/13	219	229	183	175	587	11103	51	217.71	- 219.08	= -1.38	278	736	20.5	30.5	40.20 %
18	12/29/13	217	233	181	160	574	11677	54	216.24	- 217.71	= -1.47	278	736	21.5	32.5	39.81 %
19	01/05/14	216	217	258	182	657	12334	57	216.39	- 216.24	= 0.15	278	736	24.5	32.5	42.98 %
20	01/12/14	216	231	244	190	665	12999	60	216.65	- 216.39	= 0.26	278	736	27.5	32.5	45.83 %
21	01/19/14	216	213	199	226	638	13637	63	216.46	- 216.65	= -0.19	278	736	29.5	33.5	46.83 %
22	01/26/14	216	211	167	224	602	14239	66	215.74	- 216.46	= -0.72	278	736	30.5	35.5	46.21 %
23	01/26/14	215	226	202	158	586	14825	69	214.86	- 215.74	= -0.89	278	736	31.5	37.5	45.65 %
24	02/02/14	214	181	225	220	626	15451	72	214.60	- 214.86	= -0.26	278	736	33.5	38.5	46.53 %
25	02/09/14	214	202	181	187	570	16021	75	213.61	- 214.60	= -0.98	278	736	33.5	41.5	44.67 %
26	02/16/14	213	169	212	247	628	16649	78	213.45	- 213.61	= -0.16	278	736	35.5	42.5	45.51 %
27	02/23/14	213	193	225	246	664	17313	81	213.74	- 213.45	= 0.29	278	736	37.5	43.5	46.30 %
28	03/02/14	213	189	198	192	579	17892	84	213.00	- 213.74	= -0.74	278	736	37.5	46.5	44.64 %
29	03/09/14	213	276	183	268	727	18619	87	214.01	- 213.00	= 1.01	278	736	39.5	47.5	45.40 %
30	03/09/14	214	228	189	203	620	19239	90	213.77	- 214.01	= -0.24	278	736	40.5	49.5	45.00 %
31	03/16/14	213	204	224	214	642	19881	93	213.77	- 213.77	= 0.01	278	736	42.5	50.5	45.70 %
32	03/23/14	213	159	216	187	562	20443	96	212.95	- 213.77	= -0.83	278	736	43.5	52.5	45.31 %

<100 100's 125's 150's 175's 200's 225's 250's 275's 300's

10 25 25 24 10 2

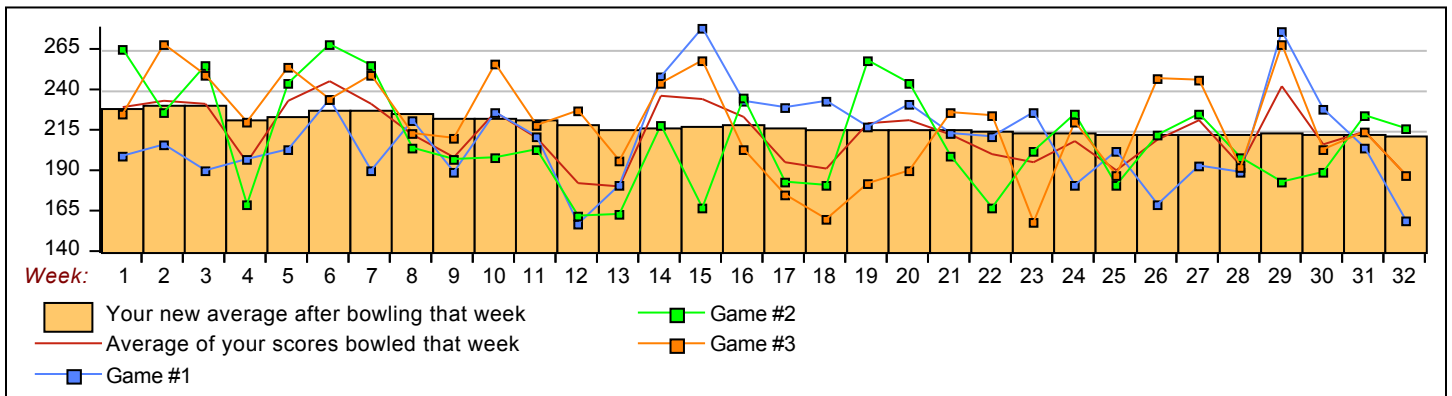
<400 400's 450's 500's 550's 600's 650's 700's 750's 800's

2 8 8 8 6

Ave of Game 1 Ave of Game 2 Ave of Game 3

210.13 209.88 218.84

High game of 278 on week 15 High series of 736 on week 6 High average of 231.50 after bowling week 2
 Low game of 157 on week 12 Low series of 540 on week 13 Low average of 212.95 after bowling week 32



Sunday Morning Threesome

Sunday 9:00 am

Classic Lanes

Lanes 1 - 16

Note: This report includes information through March 23 which is week 32 of 32

Danielle Burkard's Bowling Record - Team 9: F.A.R.T.S!

Week No.	Bowling Date	Old Ave	---Average Change---			Total	Pins	Gms	New - Old --> +/-			High Game	High Sers	Points Won	Points Lost	%Won		
			-1-	-2-	-3-					=								
1	09/08/13	bk145				0	0	0	-	0.00	=	0.00	0	0			0.00 %	
2	09/15/13	bk145				0	0	0	-	0.00	=	0.00	0	0			0.00 %	
3	09/22/13	bk145				0	0	0	-	0.00	=	0.00	0	0			0.00 %	
4	09/29/13	bk145	165	150	138	453	453	3	151.00	-	0.00	=	151.00	165	453	1.0	2.0	33.33 %
5	10/06/13	bk145				0	453	3	151.00	-	151.00	=	0.00	165	453	1.0	2.0	33.33 %
6	10/13/13	bk145	127	135	148	410	863	6	143.83	-	151.00	=	-7.17	165	453	2.0	4.0	33.33 %
7	10/20/13	bk145				0	863	6	143.83	-	143.83	=	0.00	165	453	2.0	4.0	33.33 %
8	10/27/13	bk145	193	149	126	468	1331	9	147.89	-	143.83	=	4.06	193	468	4.0	5.0	44.44 %
9	11/03/13	147				0	1331	9	147.89	-	147.89	=	0.00	193	468	4.0	5.0	44.44 %
10	11/03/13	147				0	1331	9	147.89	-	147.89	=	0.00	193	468	4.0	5.0	44.44 %
11	11/10/13	147	153	141	158	452	1783	12	148.58	-	147.89	=	0.69	193	468	7.0	5.0	58.33 %
12	11/17/13	148				0	1783	12	148.58	-	148.58	=	0.00	193	468	7.0	5.0	58.33 %
13	11/17/13	148				0	1783	12	148.58	-	148.58	=	0.00	193	468	7.0	5.0	58.33 %
14	12/01/13	148				0	1783	12	148.58	-	148.58	=	0.00	193	468	7.0	5.0	58.33 %
15	12/08/13	148				0	1783	12	148.58	-	148.58	=	0.00	193	468	7.0	5.0	58.33 %
16	12/15/13	148				0	1783	12	148.58	-	148.58	=	0.00	193	468	7.0	5.0	58.33 %

End of 1st part

17	12/22/13	148				0	1783	12	148.58	-	148.58	=	0.00	193	468	7.0	5.0	58.33 %
18	12/29/13	148				0	1783	12	148.58	-	148.58	=	0.00	193	468	7.0	5.0	58.33 %
19	01/05/14	148				0	1783	12	148.58	-	148.58	=	0.00	193	468	7.0	5.0	58.33 %
20	01/12/14	148				0	1783	12	148.58	-	148.58	=	0.00	193	468	7.0	5.0	58.33 %
21	01/19/14	148				0	1783	12	148.58	-	148.58	=	0.00	193	468	7.0	5.0	58.33 %
22	01/26/14	148				0	1783	12	148.58	-	148.58	=	0.00	193	468	7.0	5.0	58.33 %
23	01/26/14	148	114	140	146	400	2183	15	145.53	-	148.58	=	-3.05	193	468	7.0	8.0	46.67 %
24	02/02/14	145				0	2183	15	145.53	-	145.53	=	0.00	193	468	7.0	8.0	46.67 %
25	02/09/14	145				0	2183	15	145.53	-	145.53	=	0.00	193	468	7.0	8.0	46.67 %
26	02/16/14	145				0	2183	15	145.53	-	145.53	=	0.00	193	468	7.0	8.0	46.67 %
27	02/23/14	145				0	2183	15	145.53	-	145.53	=	0.00	193	468	7.0	8.0	46.67 %
28	03/02/14	145				0	2183	15	145.53	-	145.53	=	0.00	193	468	7.0	8.0	46.67 %
29	03/09/14	145				0	2183	15	145.53	-	145.53	=	0.00	193	468	7.0	8.0	46.67 %
30	03/09/14	145				0	2183	15	145.53	-	145.53	=	0.00	193	468	7.0	8.0	46.67 %
31	03/16/14	145				0	2183	15	145.53	-	145.53	=	0.00	193	468	7.0	8.0	46.67 %
32	03/23/14	145				0	2183	15	145.53	-	145.53	=	0.00	193	468	7.0	8.0	46.67 %

<100	100's	125's	150's	175's	200's	225's	250's	275's	300's
	1	9	4	1					
<400	400's	450's	500's	550's	600's	650's	700's	750's	800's
	2	3							

Ave of Game 1	Ave of Game 2	Ave of Game 3
150.40	143.00	143.20

High game of **193** on week **8** High series of **468** on week **8** High average of **151.00** after bowling week **4**
 Low game of **114** on week **23** Low series of **400** on week **23** Low average of **143.83** after bowling week **6**

